

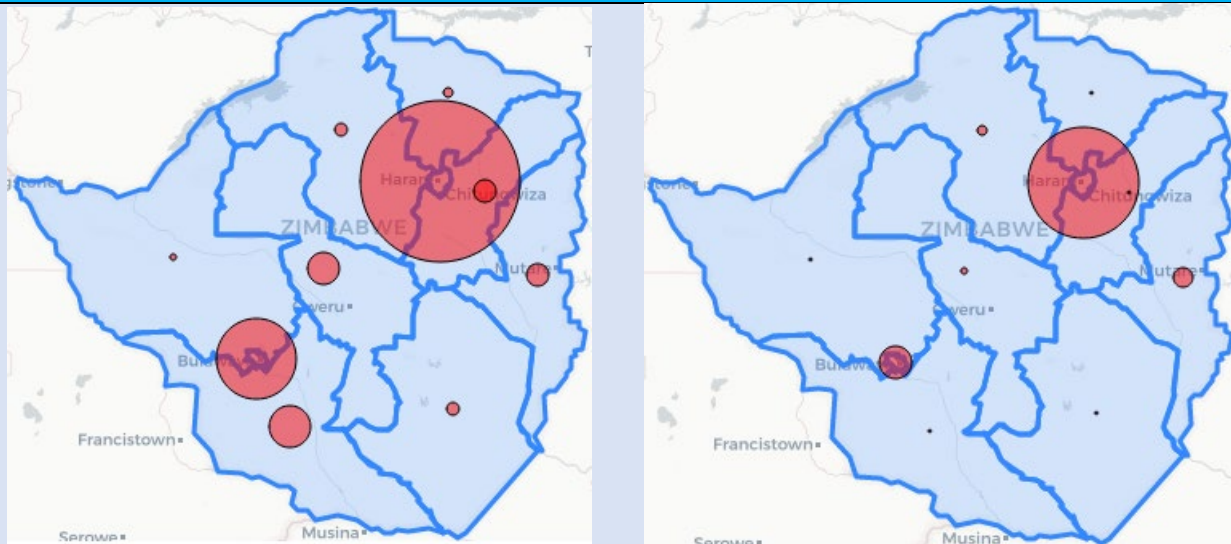


## Zimbabwe Covid-19 SitRep 11/10/2020

### HIGHLIGHTS TODAY

- **1**(Local) New Case and **No** Deaths reported in the last 24 hours. (*7 day rolling average\* for new cases goes down to 17 from 18 yesterday*).
- **597** PCR tests done today (*Positivity today was 0.2%*)
- **12** new recoveries reported: National Recovery rate stands at **81%** and Active cases go down to **1277** today
- As of 11 October 2020, Zimbabwe has now recorded **8011** Cases **6505** recoveries and **230** Deaths.

### CASES AND DEATHS DISTRIBUTION

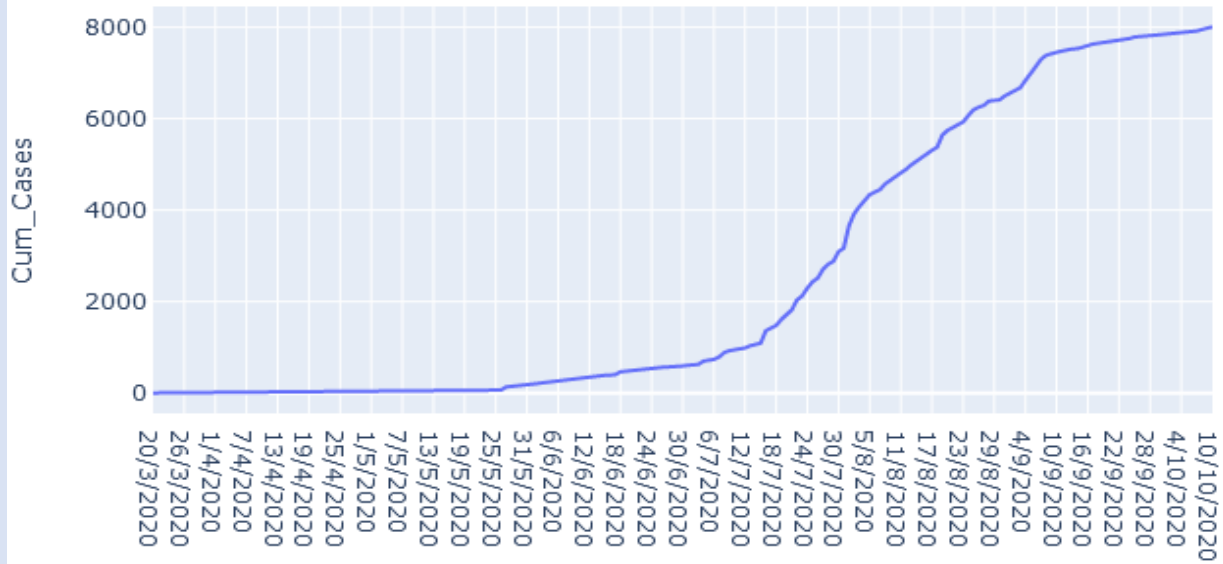


| Province     | PCR Tests  | Cum Cases (New) | Recovered Cases (New) | Active Cases | Deaths (New)  |
|--------------|------------|-----------------|-----------------------|--------------|---------------|
| Bulawayo     | 104        | 1504(1)         | 1392(9)               | 66           | 46(0)         |
| Harare       | 296        | 3274(0)         | 2015(0)               | 1138         | 121(0)        |
| Manicaland   | 0          | 494(0)          | 452(0)                | 20           | 22(0)         |
| Mash Cent    | 0          | 206(0)          | 202(0)                | 0            | 4(0)          |
| Mash East    | 0          | 410(0)          | 392(0)                | 14           | 4(0)          |
| Mash West    | 0          | 340(0)          | 306(0)                | 22           | 12(0)         |
| Midlands     | 10         | 633(0)          | 615(3)                | 9            | 9(0)          |
| Masvingo     | 0          | 233(0)          | 230(0)                | 1            | 2(0)          |
| Mat North    | 0          | 139(0)          | 131(0)                | 5            | 3(0)          |
| Mat South    | 187        | 778(0)          | 769(0)                | 2            | 7(0)          |
| <b>Total</b> | <b>597</b> | <b>8011(1)</b>  | <b>6504(12)</b>       | <b>1277</b>  | <b>230(0)</b> |

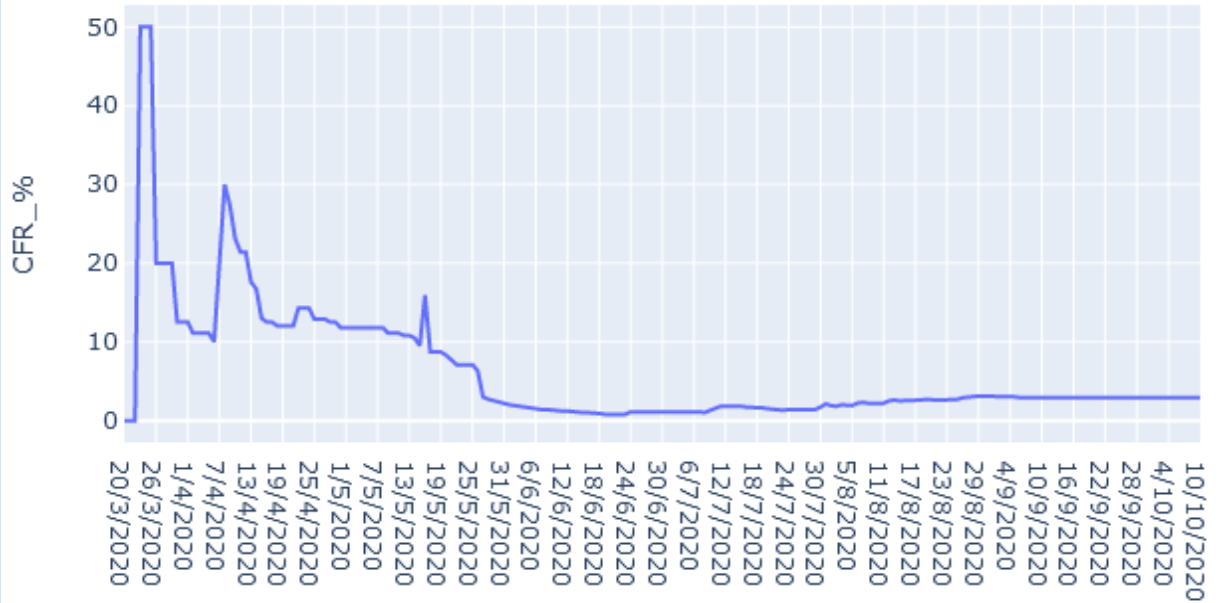
\*Provinces with new cases but zero PCR tests conducted respectively received results from NMRL, NTBRL and Lancet



### Zimbabwe Covid-19 Cumulative Cases



### Zimbabwe Covid-19 Case Fatality Rate



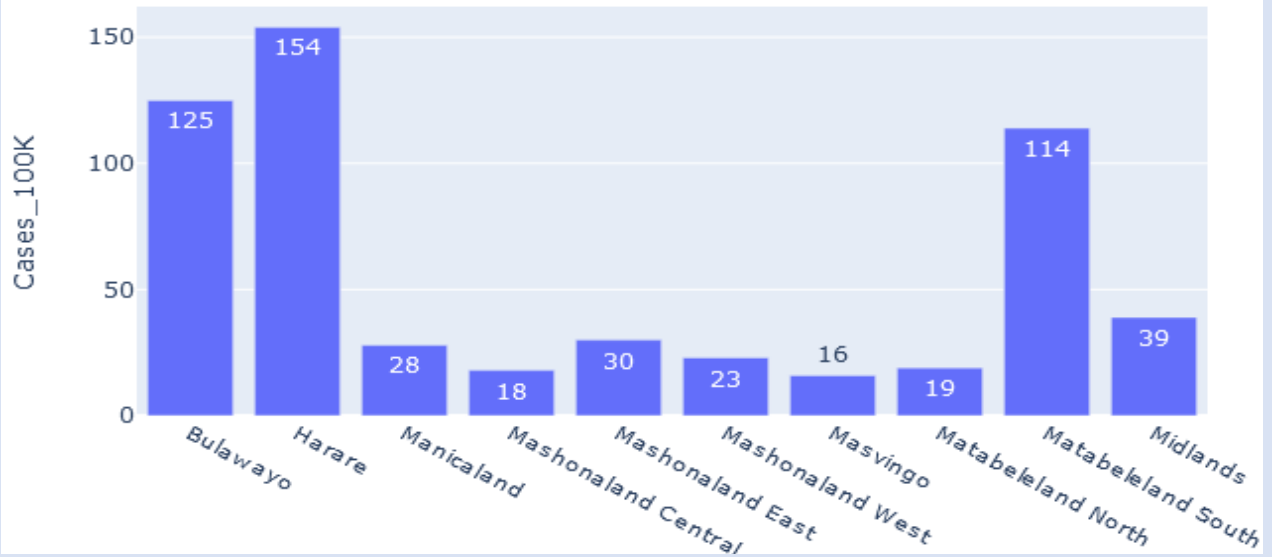
#### COMMENTS

- Cumulative cases curve flattening
- National Case fatality Rate now stands at **2.9 %** as at 11/10/20

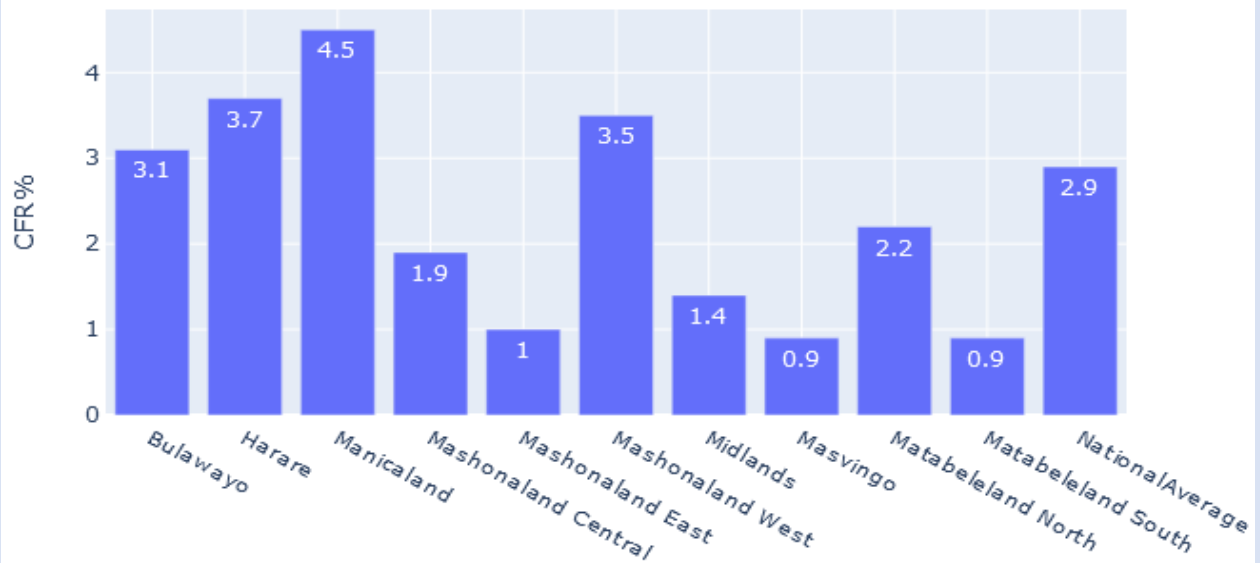


## PROVINCIAL ANALYTICS

### Zimbabwe Covid Cases Per 100K Popn



### Covid Cases Fatality Rate By Province



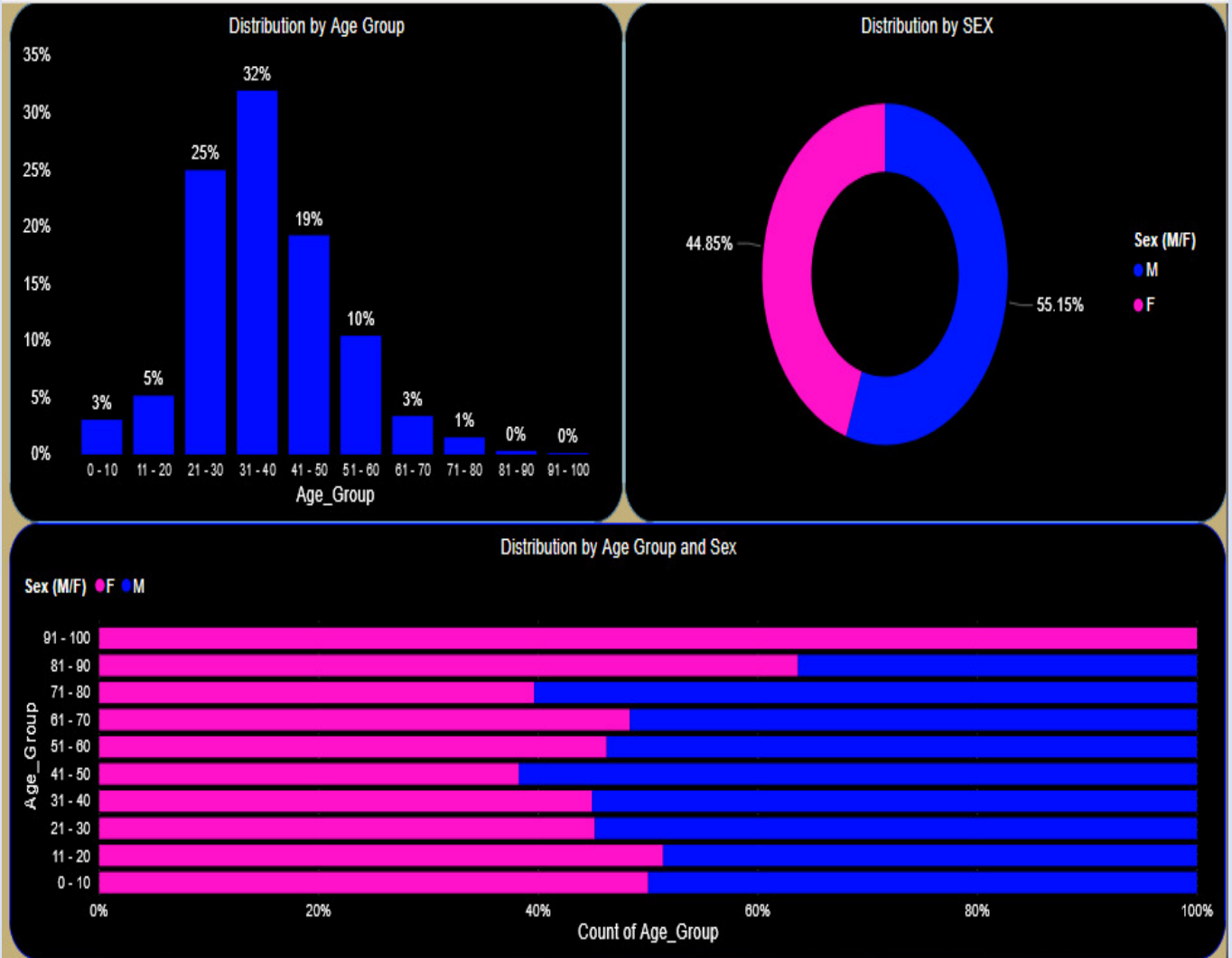
## COMMENTS

- Harare has the highest number of cases per capita followed by Bulawayo and Matabeleland South
- Manicaland, Mash West, Bulawayo and Harare have case fatality ratios above the national average.



## CHARACTERISTICS OF CASES

### Age and Sex Distribution for Cases



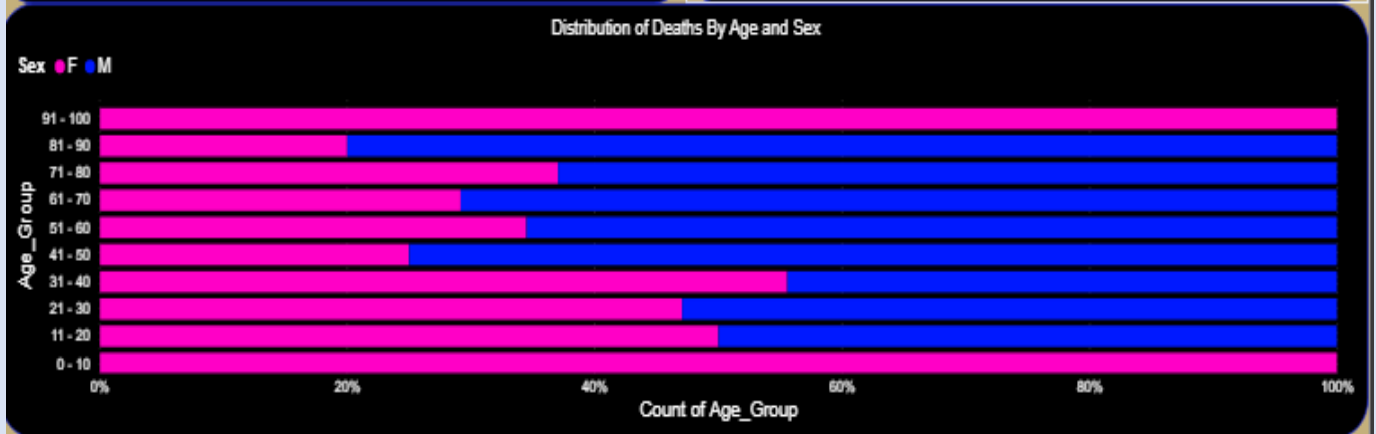
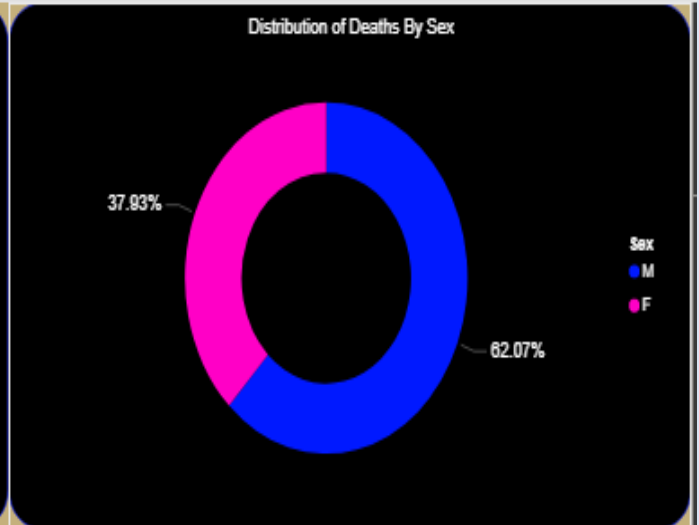
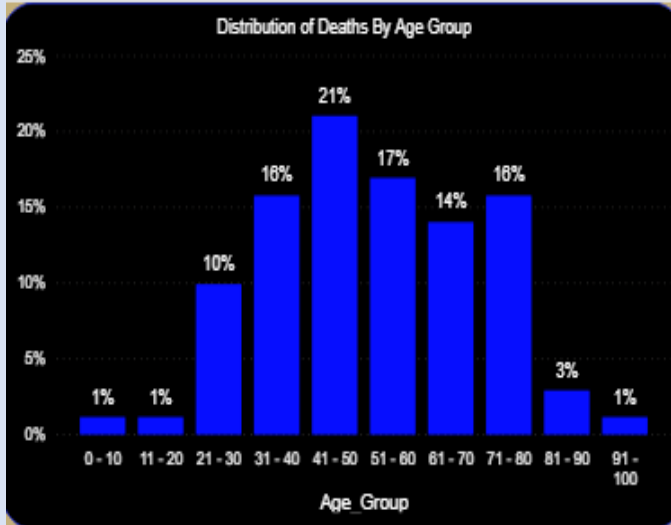
## COMMENTS

- More males affected when compared to females
- Most Covid-19 cases are in the 20 – 40 years age groups(57%)
- There are more females affected as age rises



## DEATHS ANALYSIS

### Age and Sex Distribution of Deaths



## COMMENTS

- Most Deaths are between 40 and 80 years of Age(68%)
- There are more deaths from males as age rises

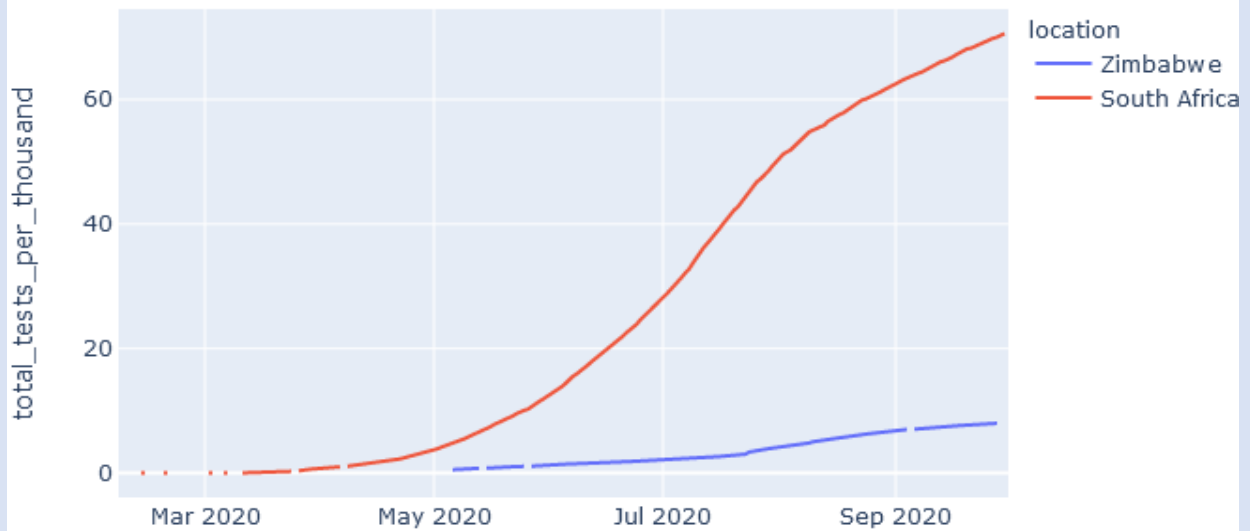
## TESTING DATA

| Test Type | Cumulative |
|-----------|------------|
| PCR       | 127 479    |
| RDT       | 107 986    |

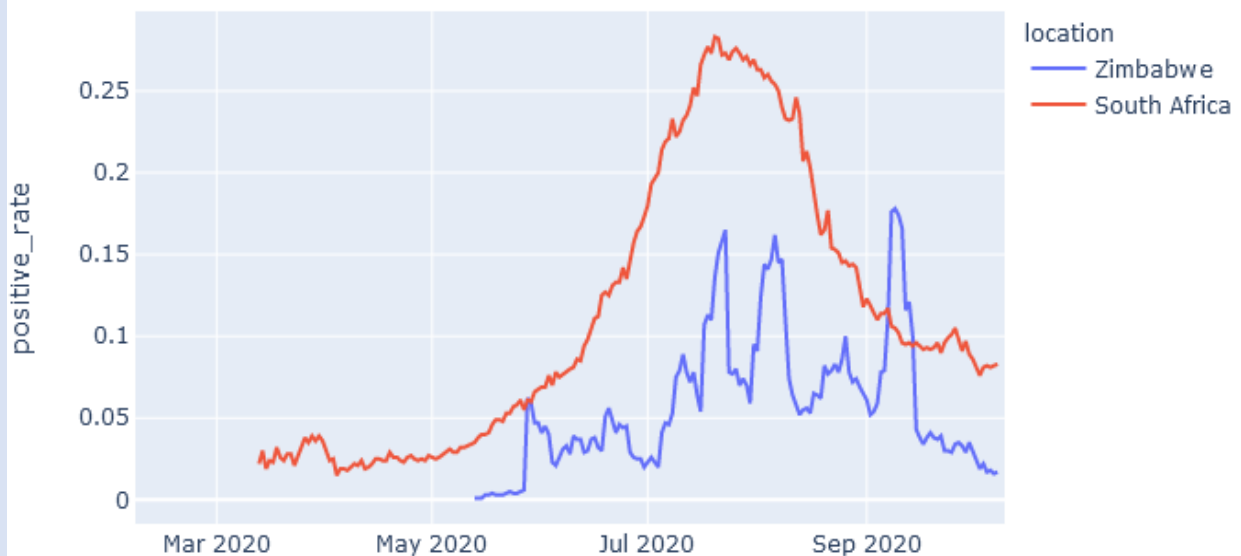


## Testing Trends

### Covid-19 Testing Trends



### Covid 19 Daily Positivity Comparison SA and Zimbabwe



## COMMENTS

- The Daily Positivity Comparison Data is as at 08/10/2020

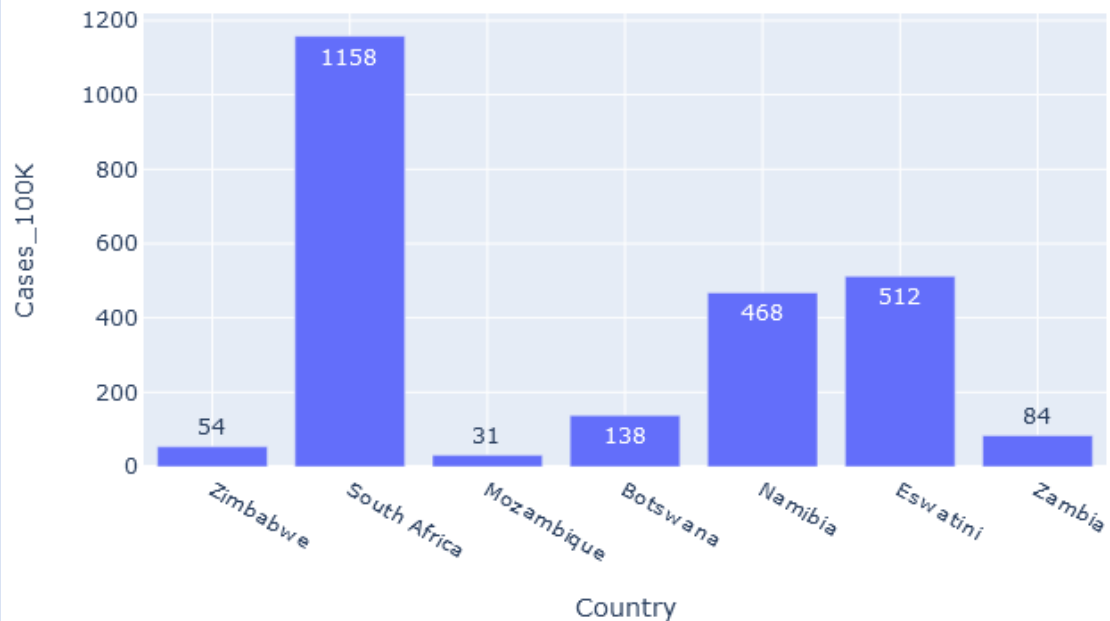
**\*Testing rates data is not available for other SADC countries**



## Regional Analyses

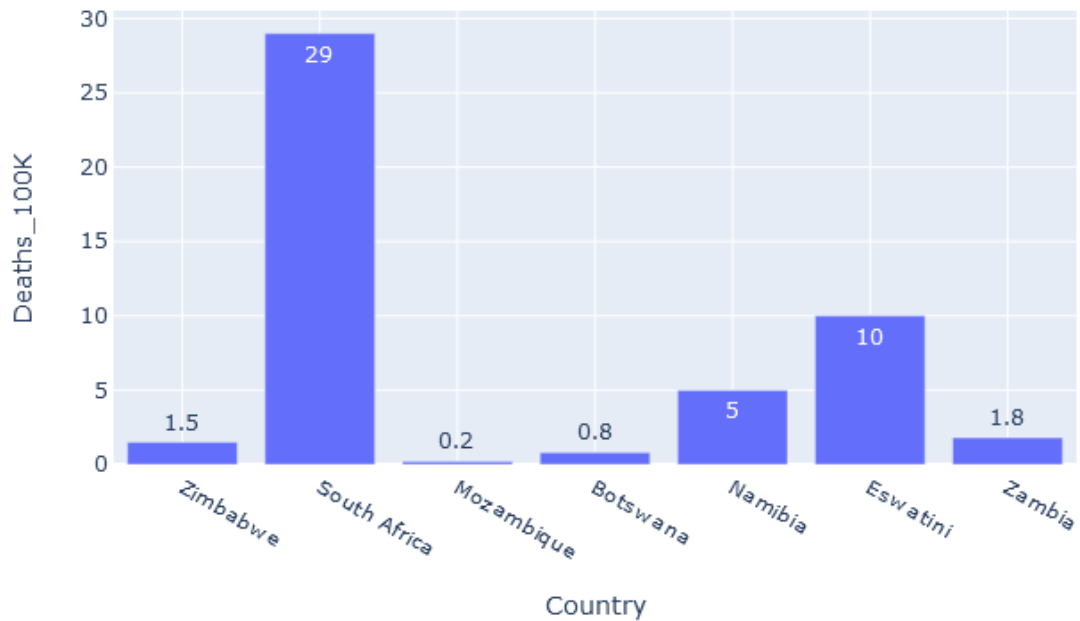
| Country      | Cumulative Cases | Cumulative Deaths |
|--------------|------------------|-------------------|
| Zimbabwe     | 8011             | 230               |
| South Africa | 690896           | 17673             |
| Mozambique   | 9844             | 70                |
| Botswana     | 3219             | 18                |
| Namibia      | 11891            | 128               |
| Eswatini     | 5660             | 113               |
| Zambia       | 15415            | 337               |

SADC Covid Cases Per 100K Population





### SADC Covid Deaths Per 100K Population



#### COMMENTS

- SA has now surpassed **690000** cases and has the highest cases and deaths per capita in the SADC region

***#MaskUp #Social Distancing #Stay at Home # Lets Beat Corona***

- *\*The Seven-Day Rolling average or moving average is used to take care of fluctuations in sample processing due by weekends or backlogs due to other operational issues. It is a mean of the last seven days' cases and it is calculated daily. It is used to highlight a finer trend of the variable being reported in this case New Covid-19 Cases in Zimbabwe.*
- *The Public is encouraged to keep following MOHCC prevention guidelines*

