

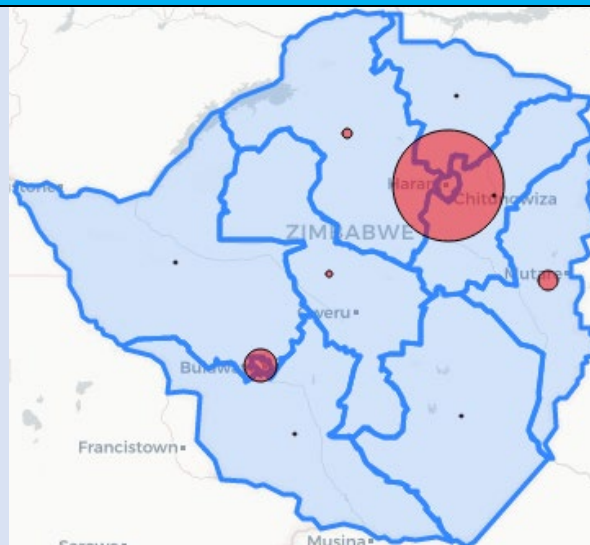
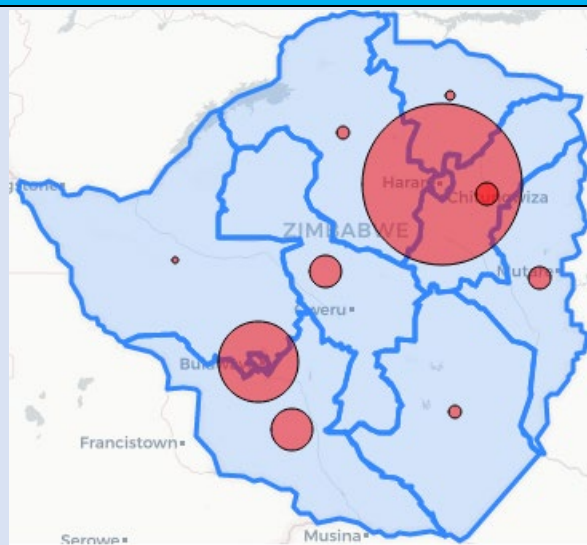


## Zimbabwe Covid-19 SitRep 21/11/2020

### HIGHLIGHTS TODAY

- **52** New Cases and **No** Deaths reported in the last 24 hours. (7 day rolling average\* for new cases rises to **55** from **51** yesterday).
- **604** PCR tests done today (Positivity today was **8.6%**)
- All **52** are local cases
- **11** new recoveries reported: National Recovery rate stands at **90.3%** and Active cases go up to **672** today
- As of 21 November 2020, Zimbabwe has now recorded **9172** Cases **8235** recoveries and **265** Deaths.

### CASES AND DEATHS DISTRIBUTION



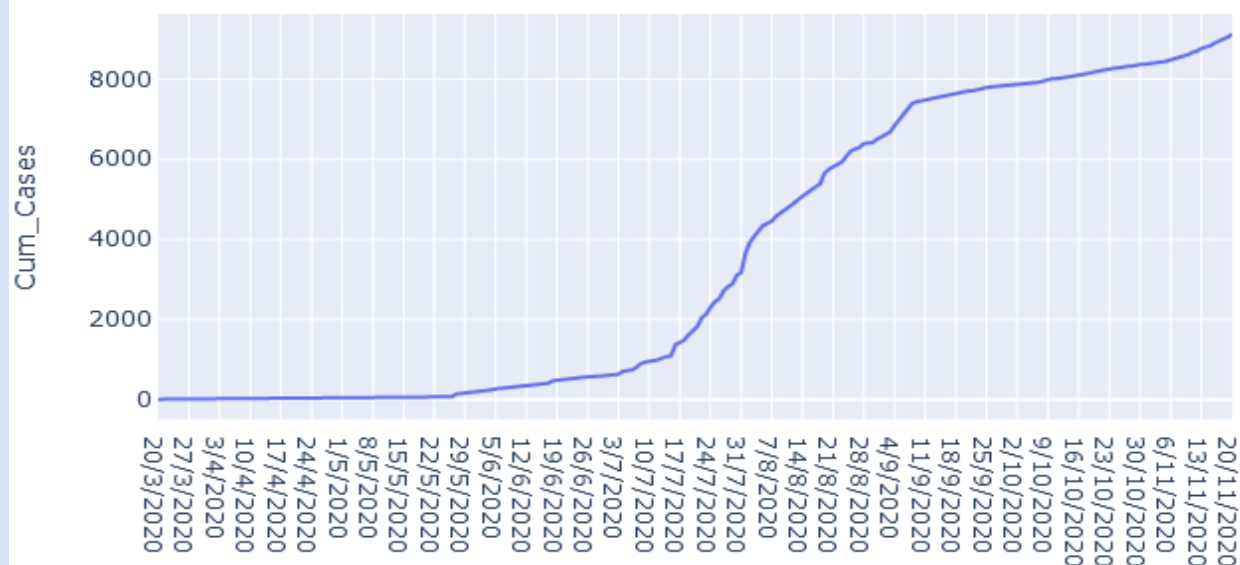
Province	PCR Tests	Cum Cases (New)	Recovered Cases (New)	Active Cases	Deaths (New)
Bulawayo	120	1965(28)	1678(11)	215	72(0)
Harare	284	3340(0)	3143(0)	76	121(0)
Manicaland	0	553(0)	512(0)	17	24(0)
Mash Cent	13	232(3)	208(0)*	19	5(0)
Mash East	31	440(0)	423(0)	12	5(0)
Mash West	18	383(9)	339(0)	32	12(0)
Midlands	16	749(0)	711(0)	28	10(0)
Masvingo	2	299(4)	250(0)	44	5(0)
Mat North	96	320(8)	153(0)	164	3(0)
Mat South	24	891(0)	818(0)	65	8(0)
<b>Total</b>	<b>604</b>	<b>9172(52)</b>	<b>8235(11)</b>	<b>672</b>	<b>265(0)</b>

\*Provinces with new cases but zero PCR tests conducted respectively received results from NMRL, NTBRL and Lancet

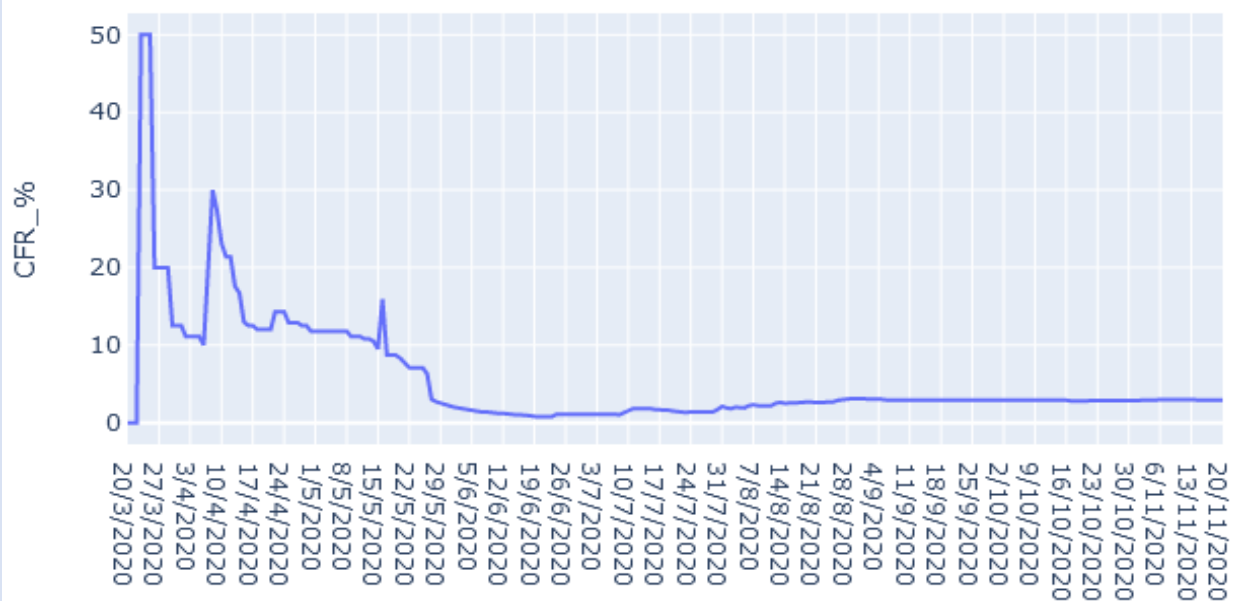
\*Adjusted Mash Central Recoveries after outcomes audit



## Zimbabwe Covid-19 Cumulative Cases



## Zimbabwe Covid-19 Case Fatality Rate



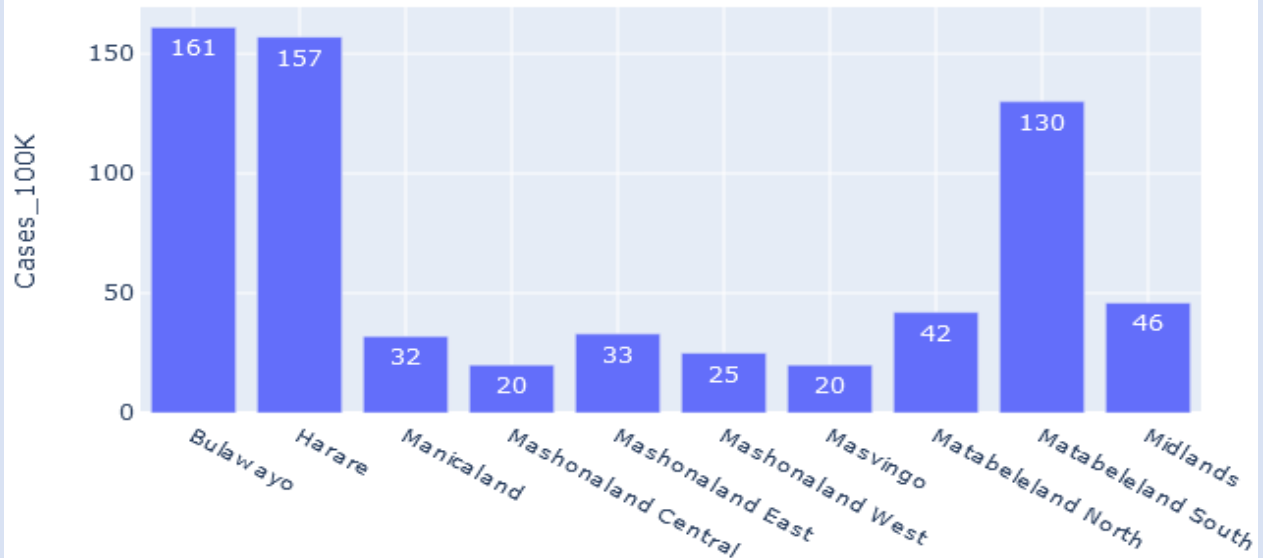
### COMMENTS

- Cumulative cases curve spiking
- National Case fatality Rate now stands at **2.9 %** as at 21/11/20

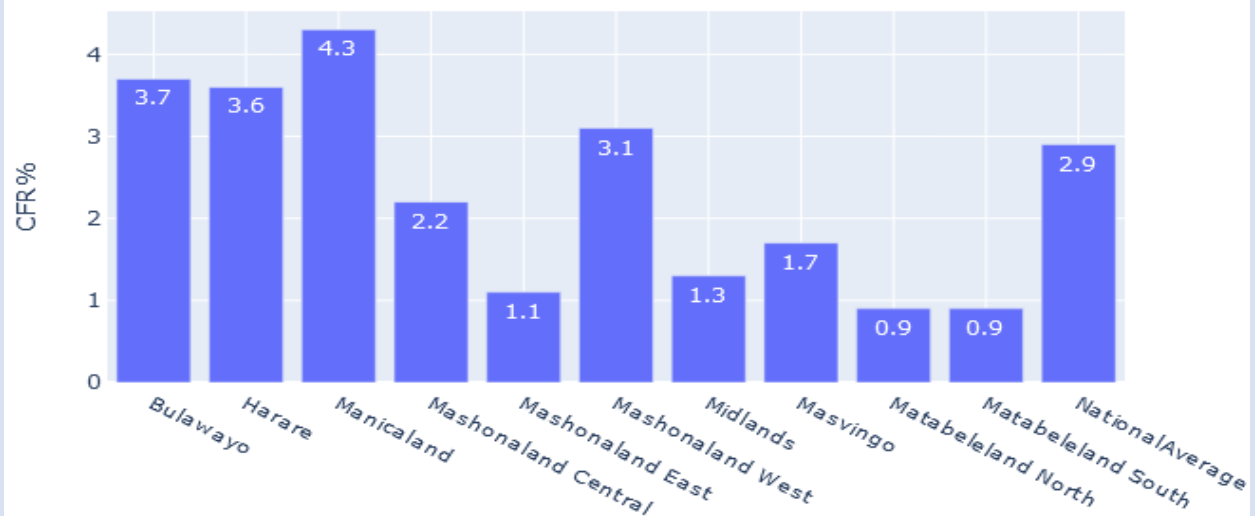


## PROVINCIAL ANALYTICS

### Zimbabwe Covid Cases Per 100K Popn



### Covid Cases Fatality Rate By Province



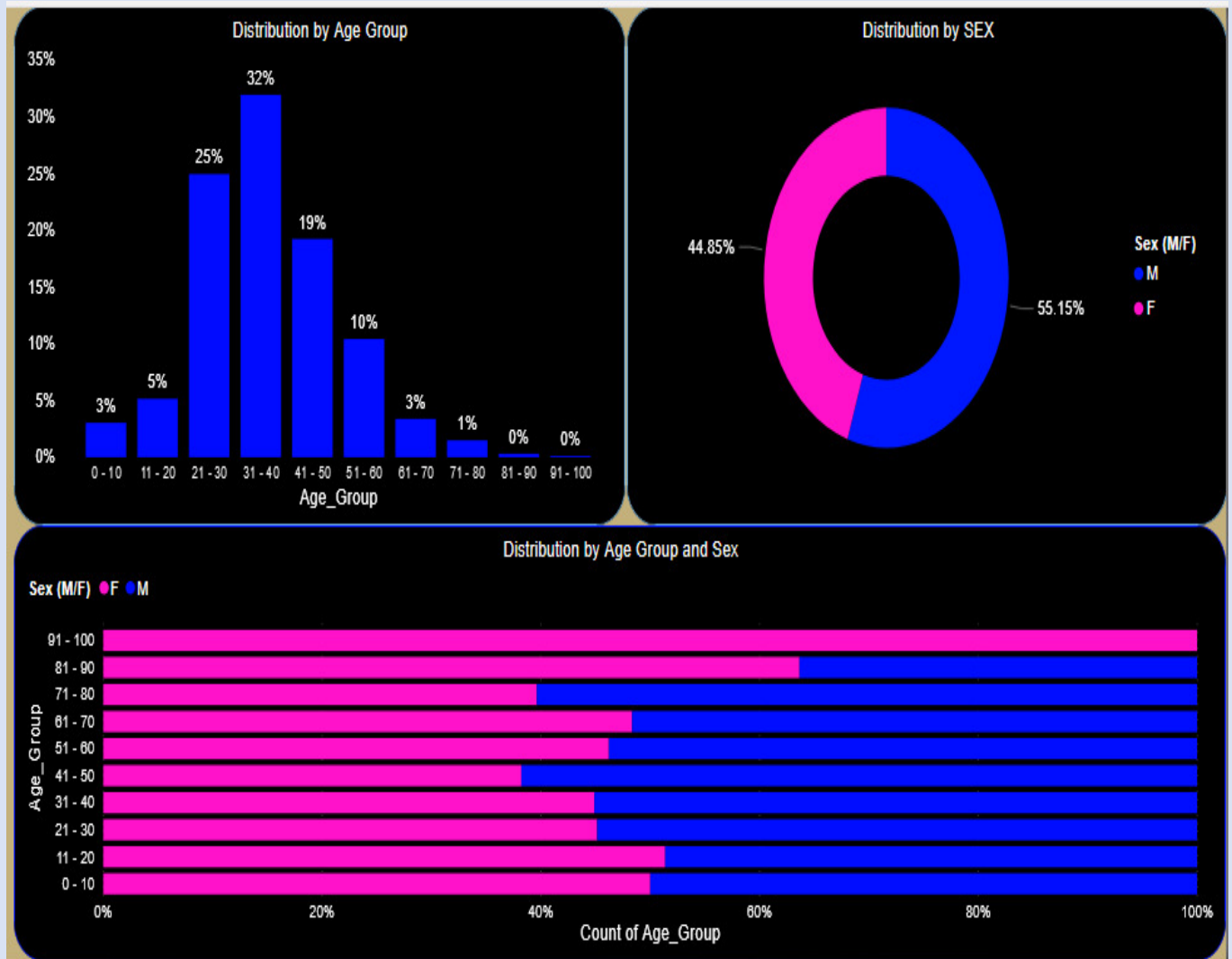
## COMMENTS

- Harare and Bulawayo have the highest number of cases per capita followed by Matabeleland South
- Manicaland, Mash West, Bulawayo and Harare have case fatality ratios above the national average.



## CHARACTERISTICS OF CASES

### Age and Sex Distribution for Cases



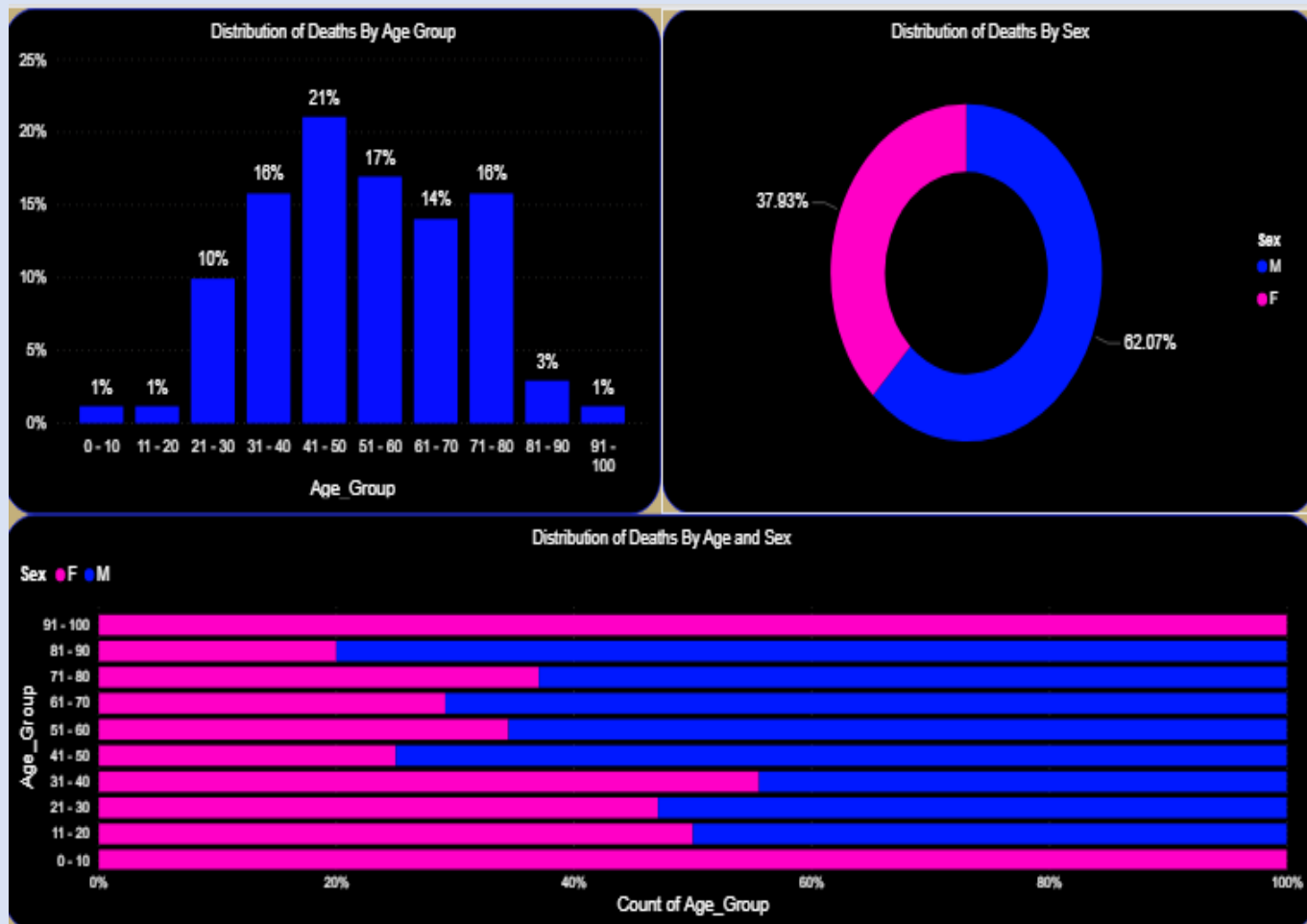
## COMMENTS

- More males affected when compared to females
- Most Covid-19 cases are in the 20 – 40 years age groups(57%)
- There are more females affected as age rises



## DEATHS ANALYSIS

### Age and Sex Distribution of Deaths



## COMMENTS

- Most Deaths are between 40 and 80 years of Age(68%)
- There are more deaths from males as age rises

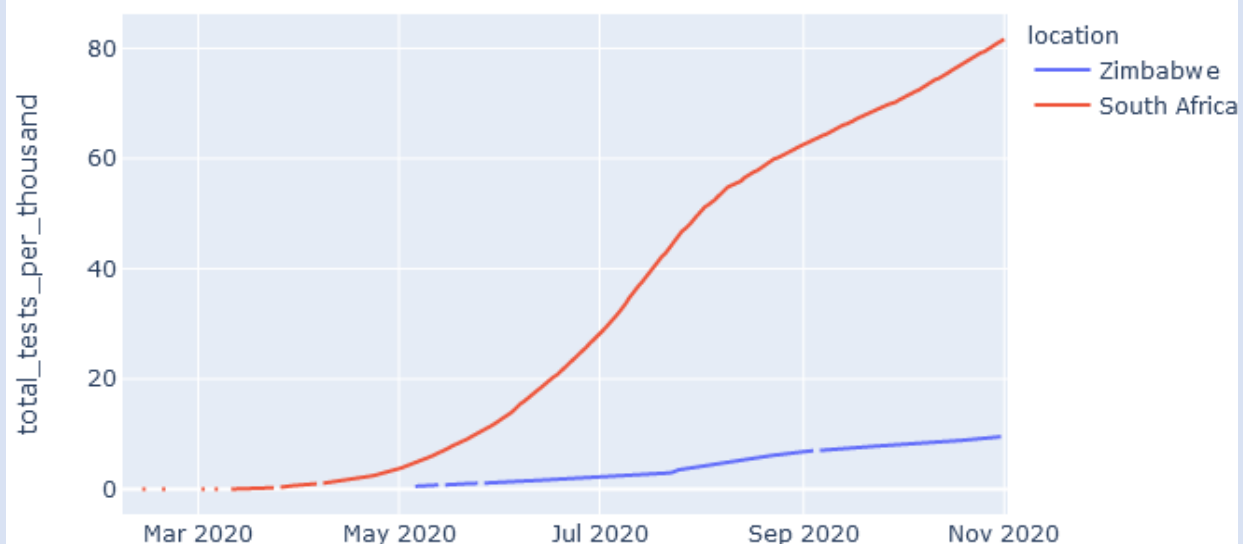
## TESTING DATA

Test Type	Cumulative
PCR	159 673
RDT	110 470

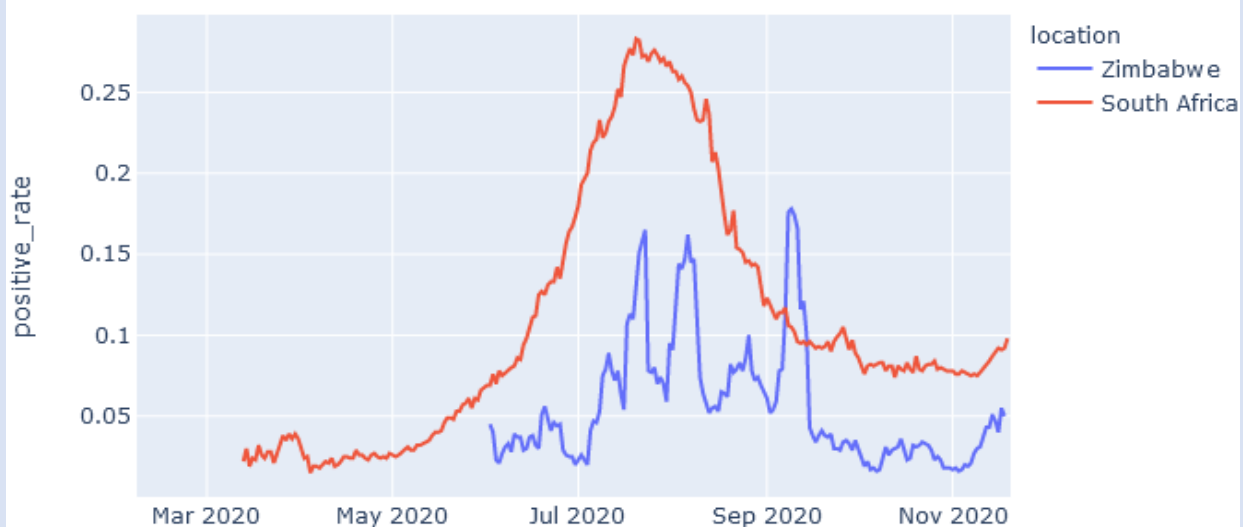


## Testing Trends

Covid-19 Testing Trends



Covid 19 Daily Positivity Comparison SA and Zimbabwe



## COMMENTS

- The Daily Positivity Comparison Data is as at 19/11/2020

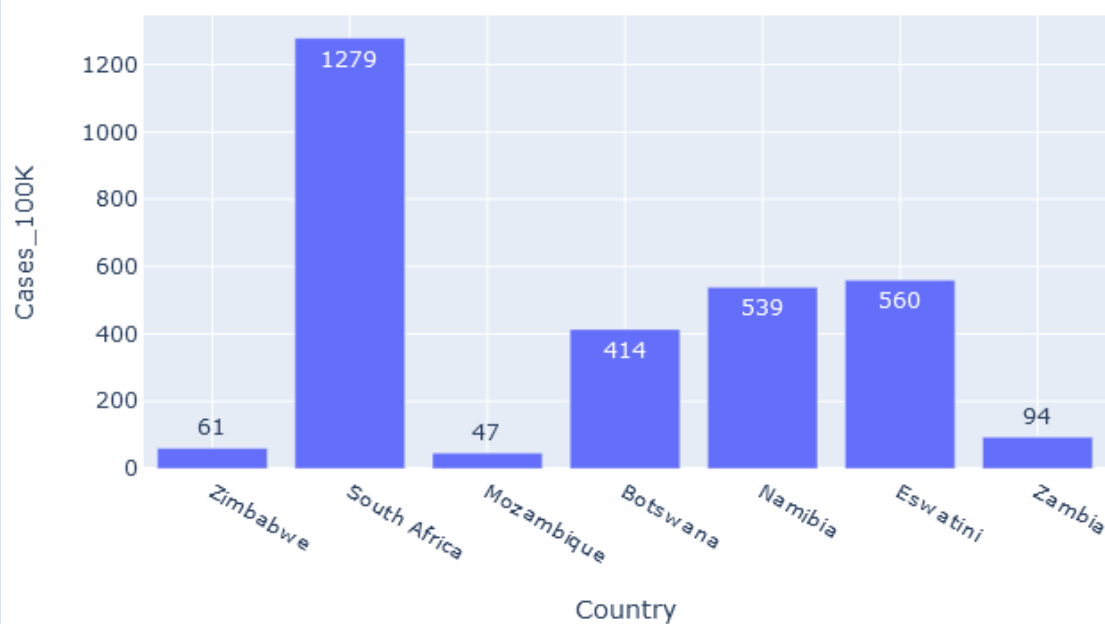
*\*Testing rates data is not available for other SADC countries*



## Regional Analyses

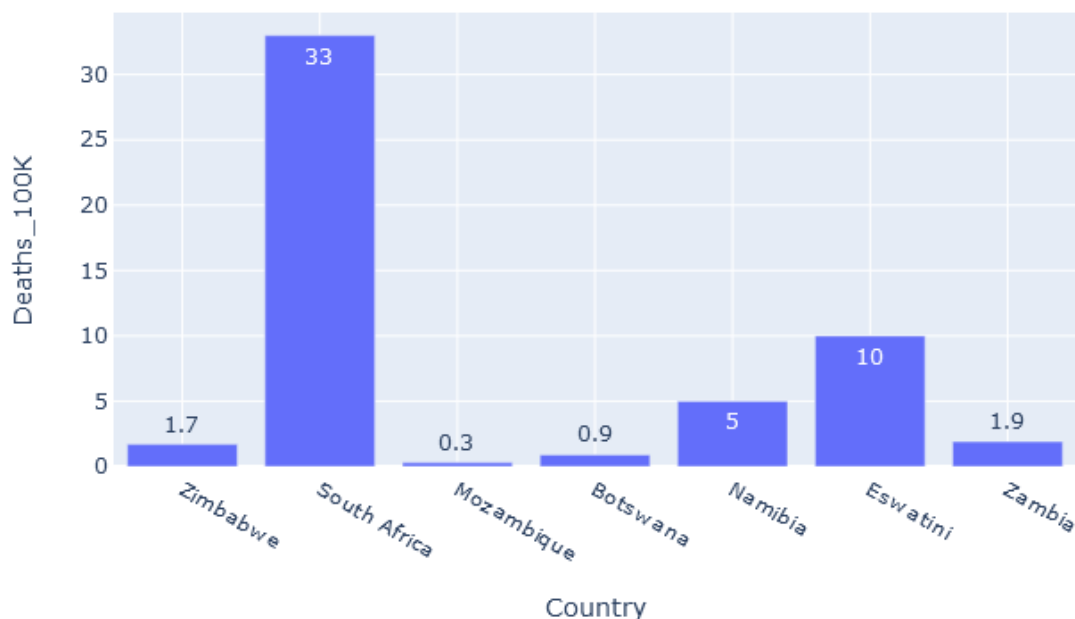
Country	Cumulative Cases	Cumulative Deaths
Zimbabwe	9172	265
South Africa	762763	20759
Mozambique	14877	121
Botswana	9594	31
Namibia	13712	143
Eswatini	6185	119
Zambia	17394	356

SADC Covid Cases Per 100K Population





## SADC Covid Deaths Per 100K Population



### COMMENTS

- SA has now surpassed **750 000** cases and has the highest cases and deaths per capita in the SADC region

**#MaskUp #Social Distancing #Stay at Home # Lets Beat Corona**

- \*The Seven-Day Rolling average or moving average is used to take care of fluctuations in sample processing due by weekends or backlogs due to other operational issues. It is a mean of the last seven days' cases and it is calculated daily. It is used to highlight a finer trend of the variable being reported in this case New Covid-19 Cases in Zimbabwe.*
- The Public is encouraged to keep following MOHCC prevention guidelines as a rise in cases has been noted with most cases reported by Bulawayo in the last two weeks*

