

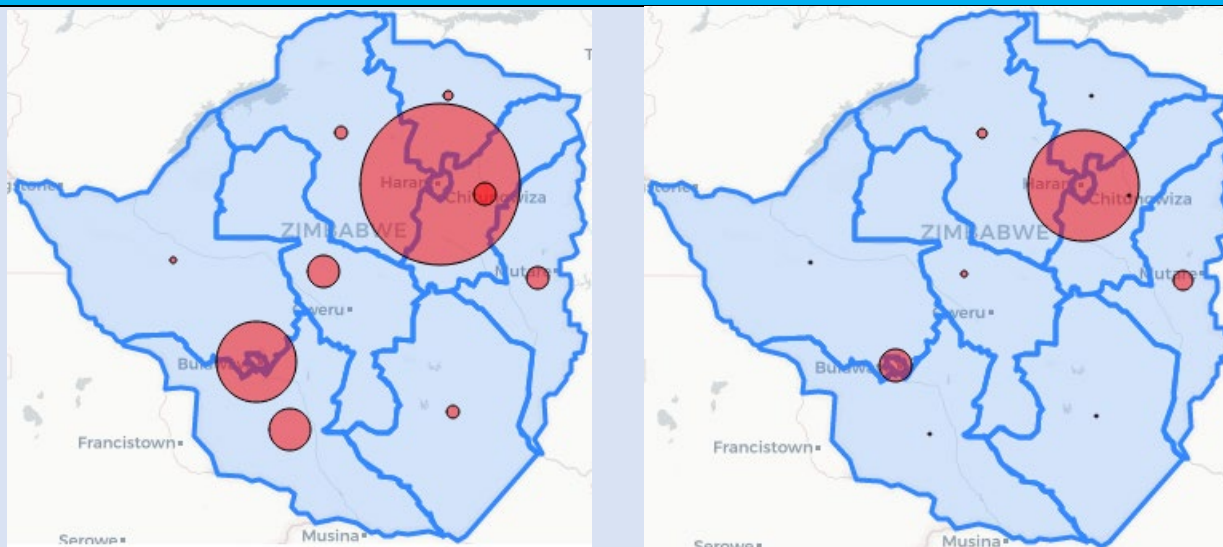


## Zimbabwe Covid-19 SitRep 26/11/2020

### HIGHLIGHTS TODAY

- **115** New Cases and **No** Deaths reported in the last 24 hours. (7 day rolling average\* for new cases rises to **82** from **75** yesterday).
- **1770** PCR tests done today (Positivity today was **6.5%**)
- All **115** are local cases
- **61** new recoveries reported: National Recovery rate stands at **87.3%** and Active cases go up to **952** today
- As of 26 November 2020, Zimbabwe has now recorded **9623** Cases **8397** recoveries and **274** Deaths.

### CASES AND DEATHS DISTRIBUTION

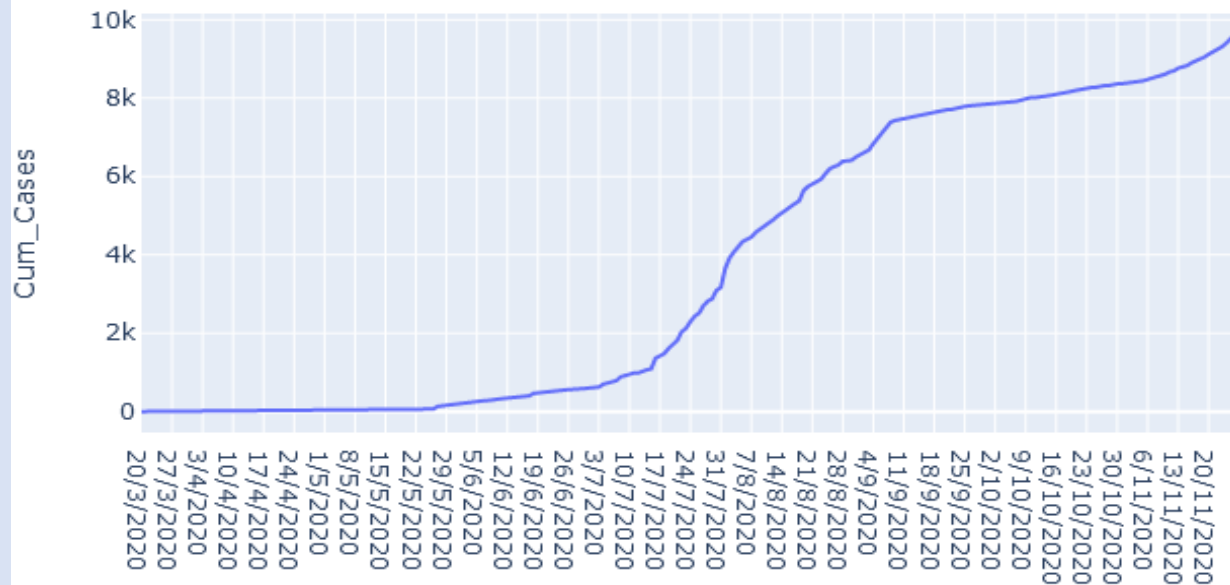


Province	PCR Tests	Cum Cases (New)	Recovered Cases (New)	Active Cases	Deaths (New)
Bulawayo	507	2157(63)	1752(8)	326	79(0)
Harare	832	3358(0)	3143(0)	94	121(0)
Manicaland	96	557(1)	512(0)	21	24(0)
Mash Cent	20	238(3)	217(0)	16	5(0)
Mash East	0	462(19)	425(0)	32	5(0)
Mash West	38	468(9)	339(0)	117	12(0)
Midlands	46	765(1)	735(0)	20	10(0)
Masvingo	37	308(1)	250(0)	51	7(0)
Mat North	36	356(4)	154(1)	199	3(0)
Mat South	158	954(14)	870(52)	76	8(0)
<b>Total</b>	<b>1770</b>	<b>9623(115)</b>	<b>8397(61)</b>	<b>952</b>	<b>274(0)</b>

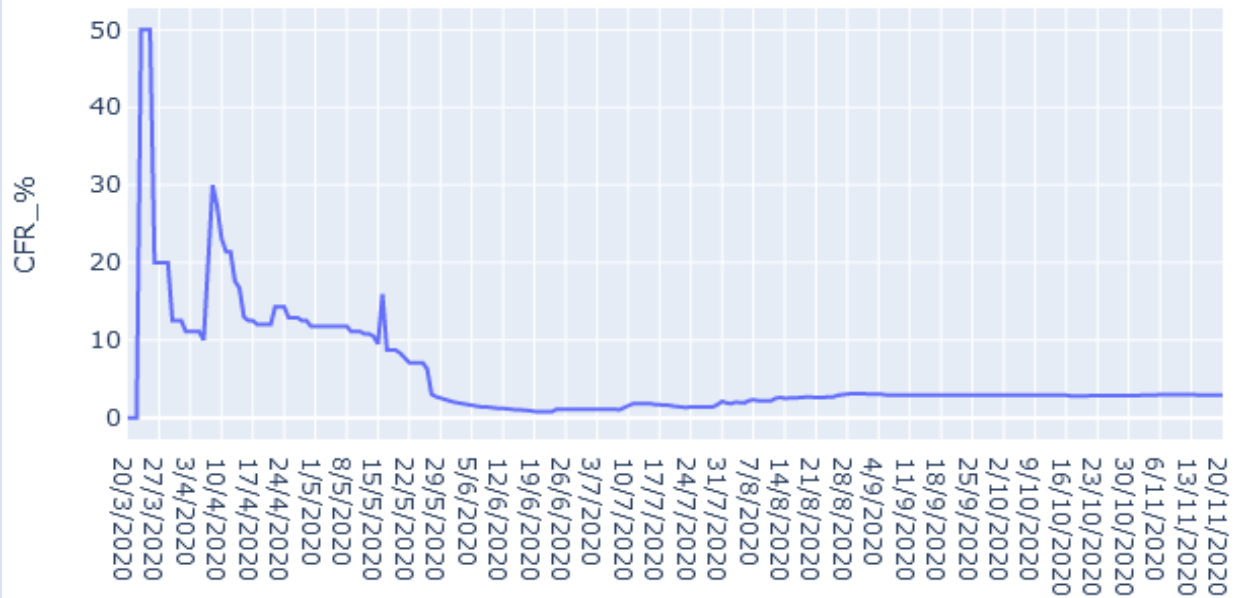
\*Provinces with new cases but zero PCR tests conducted respectively received results from NMRL, NTBRL and Lancet



## Zimbabwe Covid-19 Cumulative Cases



## Zimbabwe Covid-19 Case Fatality Rate



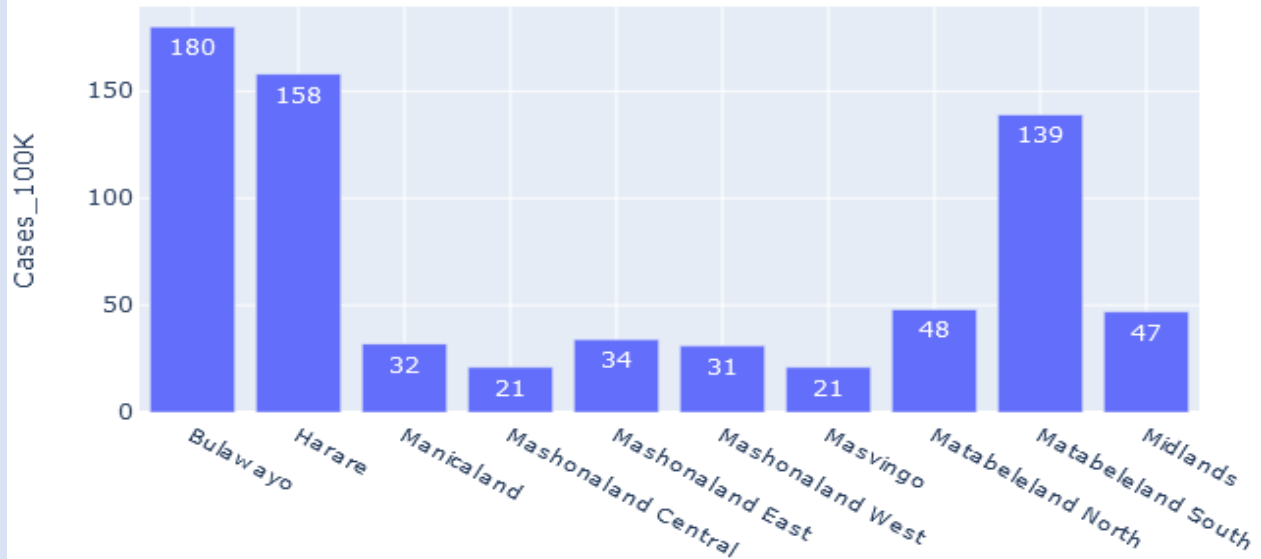
### COMMENTS

- Cumulative cases curve spiking
- National Case fatality Rate now stands at **2.8 %** as at 26/11/20

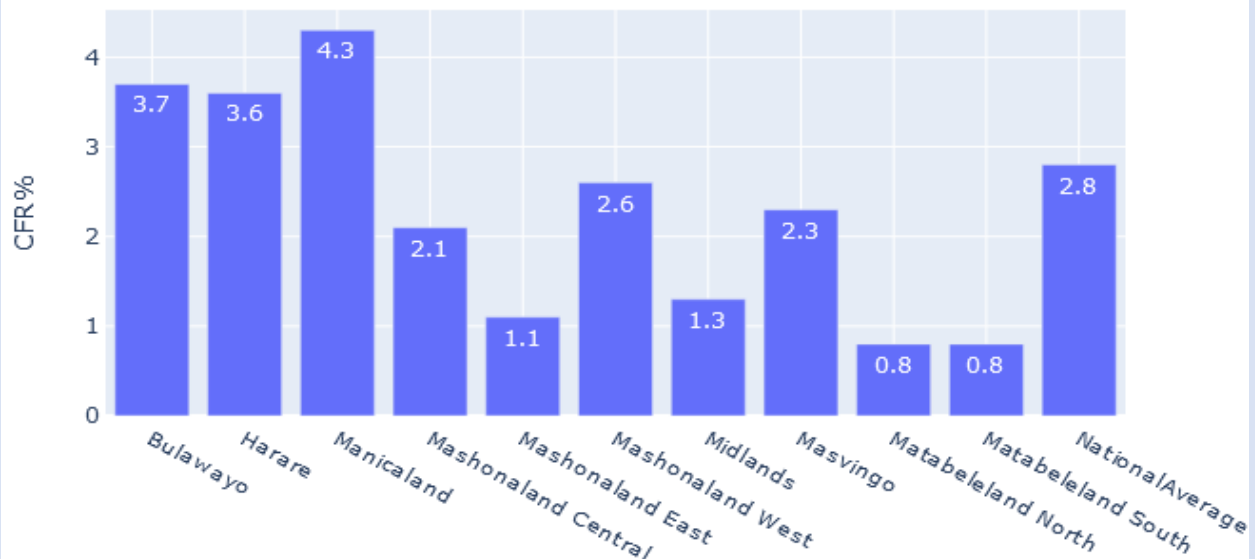


## PROVINCIAL ANALYTICS

### Zimbabwe Covid Cases Per 100K Popn



### Covid Cases Fatality Rate By Province



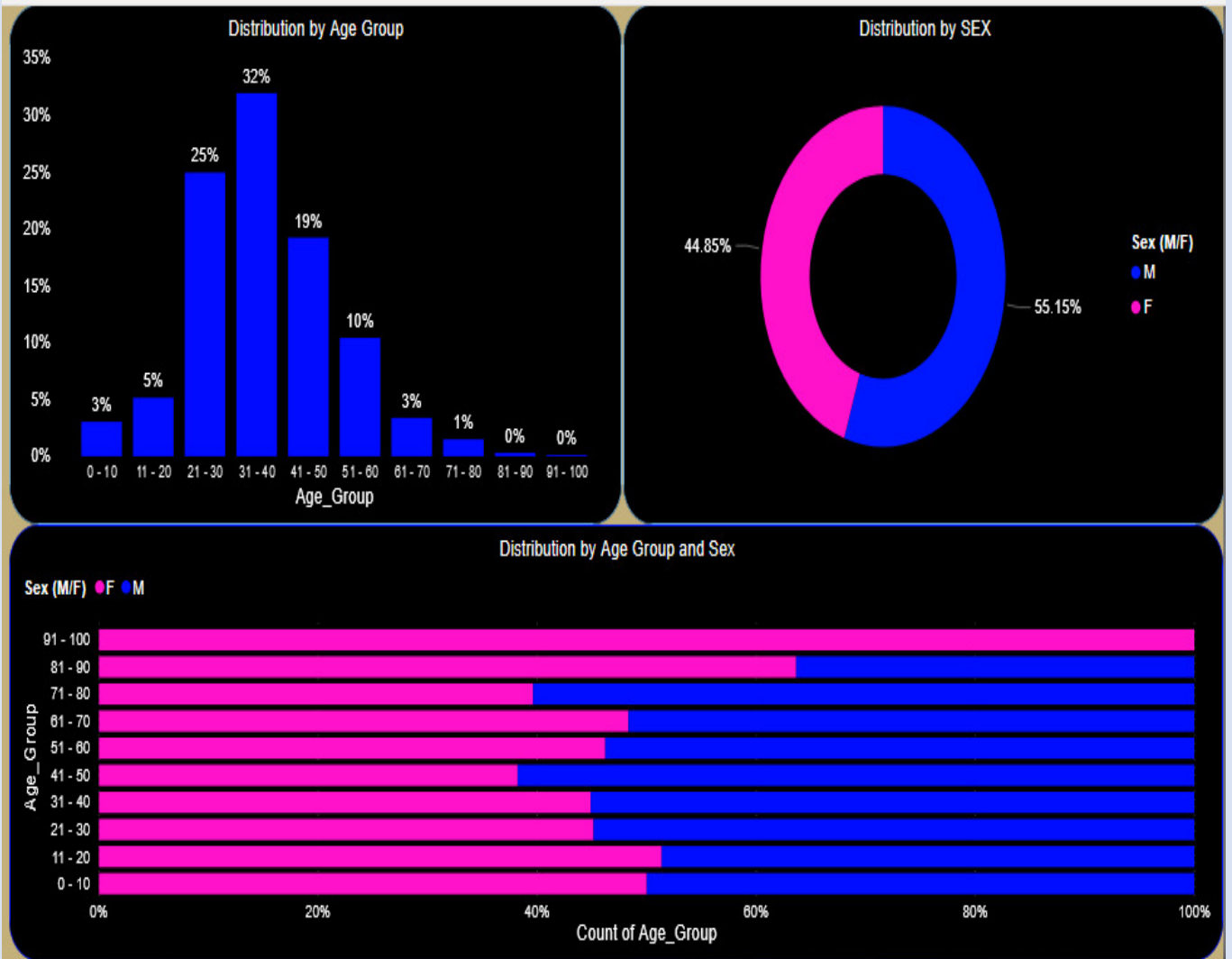
## COMMENTS

- Harare and Bulawayo have the highest number of cases per capita followed by Matabeleland South
- Manicaland, Mash West, Bulawayo and Harare have case fatality ratios above the national average.



## CHARACTERISTICS OF CASES

### Age and Sex Distribution for Cases



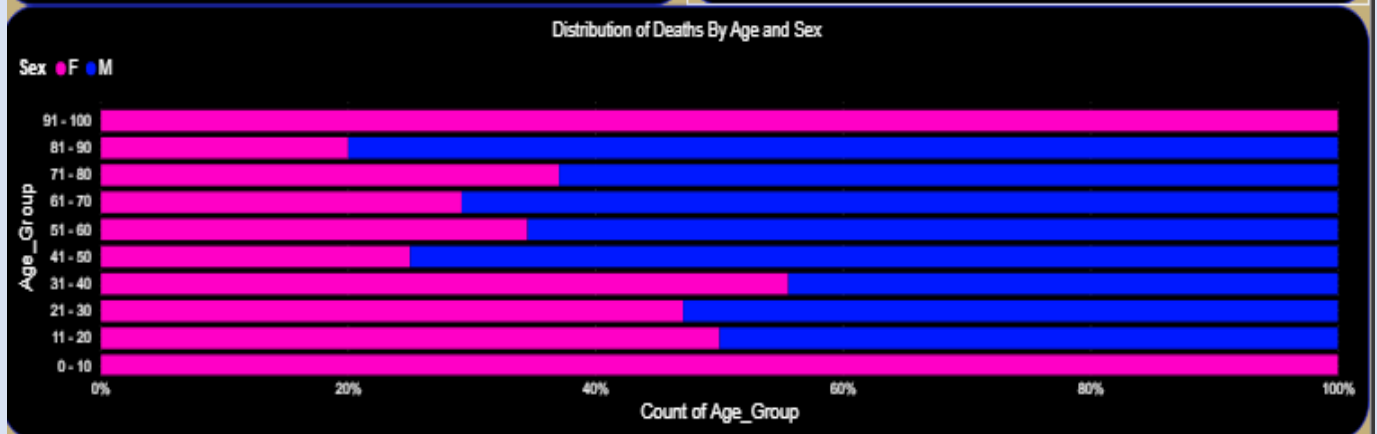
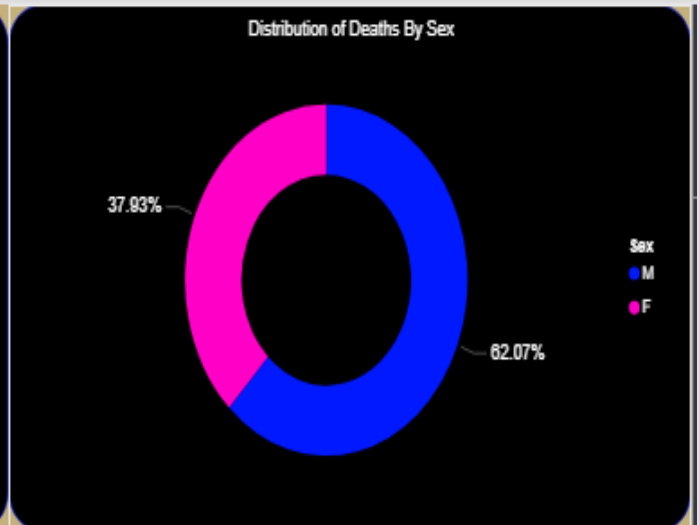
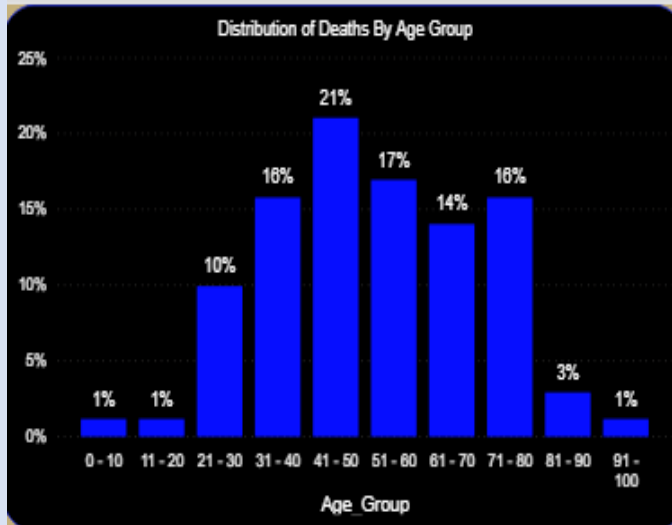
## COMMENTS

- More males affected when compared to females
- Most Covid-19 cases are in the 20 – 40 years age groups(57%)
- There are more females affected as age rises



## DEATHS ANALYSIS

### Age and Sex Distribution of Deaths



## COMMENTS

- Most Deaths are between 40 and 80 years of Age(68%)
- There are more deaths from males as age rises

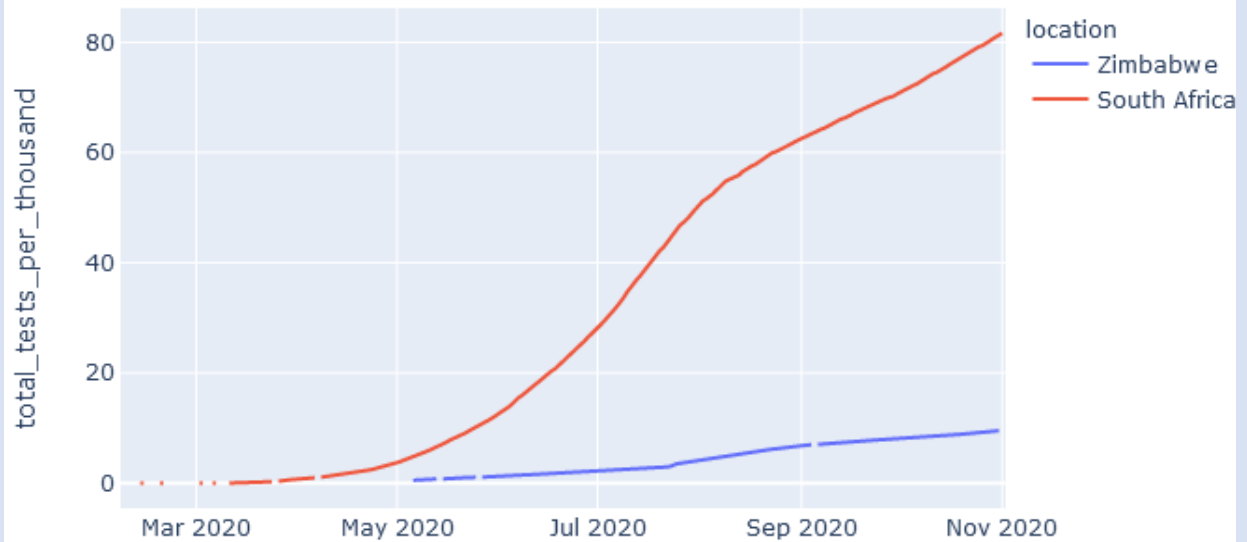
## TESTING DATA

Test Type	Cumulative
PCR	164 793
RDT	110 521

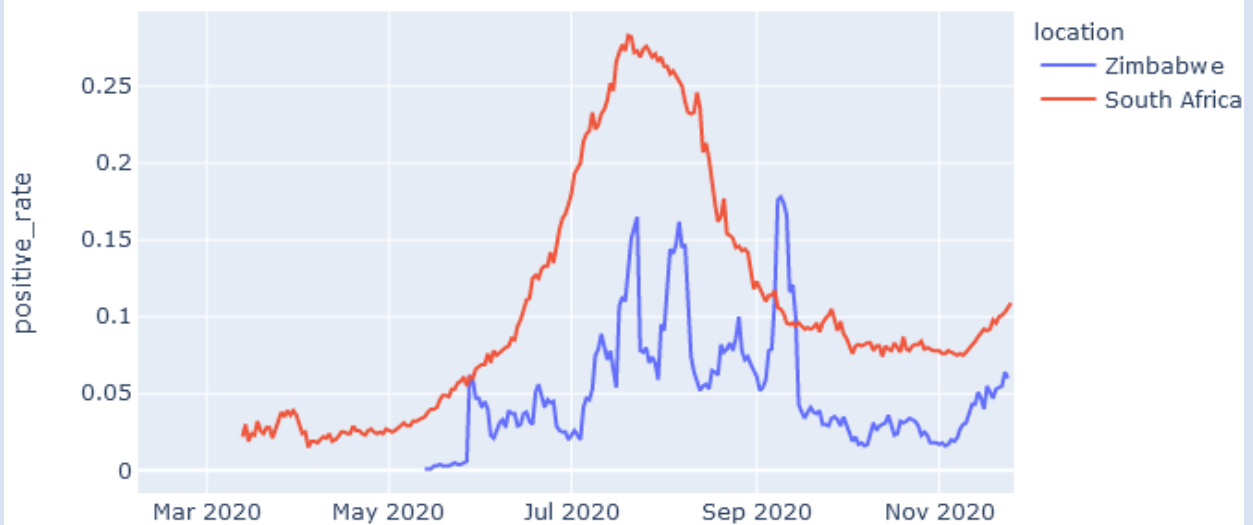


## Testing Trends

### Covid-19 Testing Trends



### Covid 19 Daily Positivity Comparison SA and Zimbabwe



## COMMENTS

- The Daily Positivity Comparison Data is as at 24/11/2020

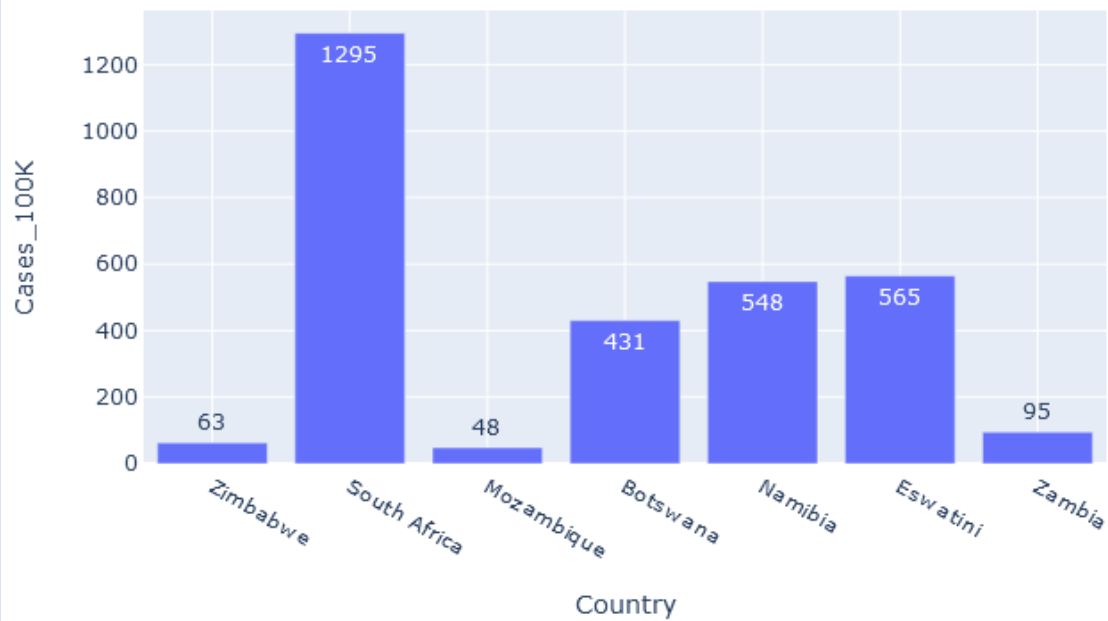
**\*Testing rates data is not available for other SADC countries**



## Regional Analyses

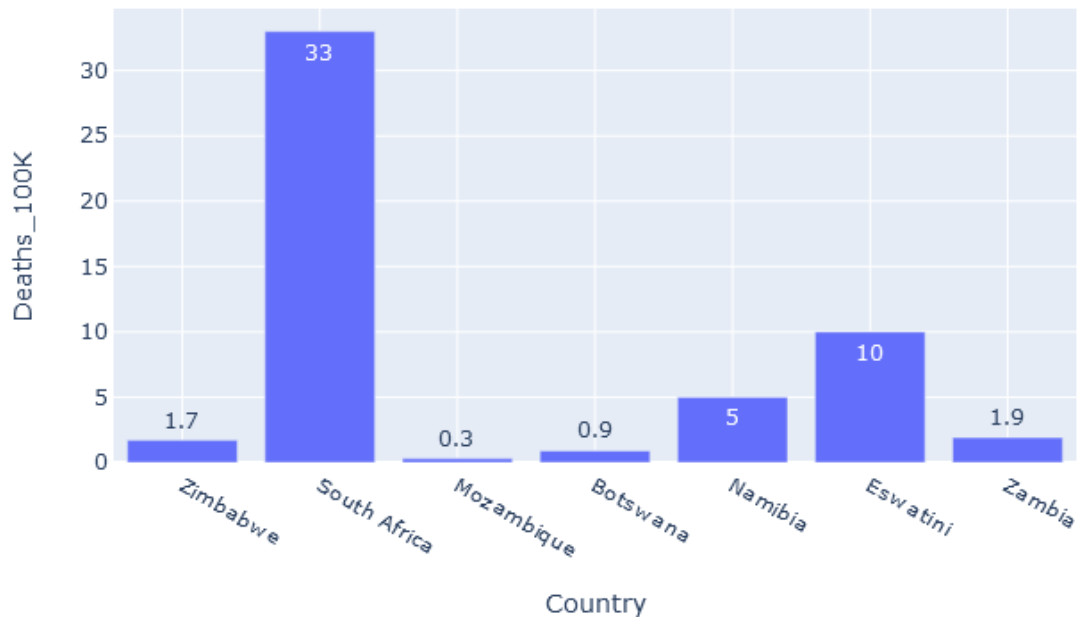
Country	Cumulative Cases	Cumulative Deaths
Zimbabwe	9623	274
South Africa	775502	21201
Mozambique	15302	128
Botswana	9992	31
Namibia	14006	145
Eswatini	6272	127
Zambia	17535	357

SADC Covid Cases Per 100K Population





### SADC Covid Deaths Per 100K Population



#### COMMENTS

- SA has now surpassed **760 000** cases and has the highest cases and deaths per capita in the SADC region

***#MaskUp #Social Distancing #Stay at Home # Lets Beat Corona***

- *\*The Seven-Day Rolling average or moving average is used to take care of fluctuations in sample processing due by weekends or backlogs due to other operational issues. It is a mean of the last seven days' cases and it is calculated daily. It is used to highlight a finer trend of the variable being reported in this case New Covid-19 Cases in Zimbabwe.*
- *The Public is encouraged to keep following MOHCC prevention guidelines as a rise in cases has been noted with most cases reported by Bulawayo in the last two weeks*

