



Zimbabwe Covid-19 SitRep 02/12/2020

HIGHLIGHTS TODAY

- **114** New Cases and **No** Deaths reported in the last 24 hours. (7 day rolling average* for new cases rises to **105** from **104** yesterday).
- **1862** PCR tests done today (Positivity today was **6.1%**)
- All **114** are local cases
- **28** new recoveries reported: National Recovery rate stands at **84.7%** and Active cases go up to **1295** today
- As of 02 December, Zimbabwe has now recorded **10243** Cases **8671** recoveries and **277** Deaths.

CASES AND DEATHS DISTRIBUTION

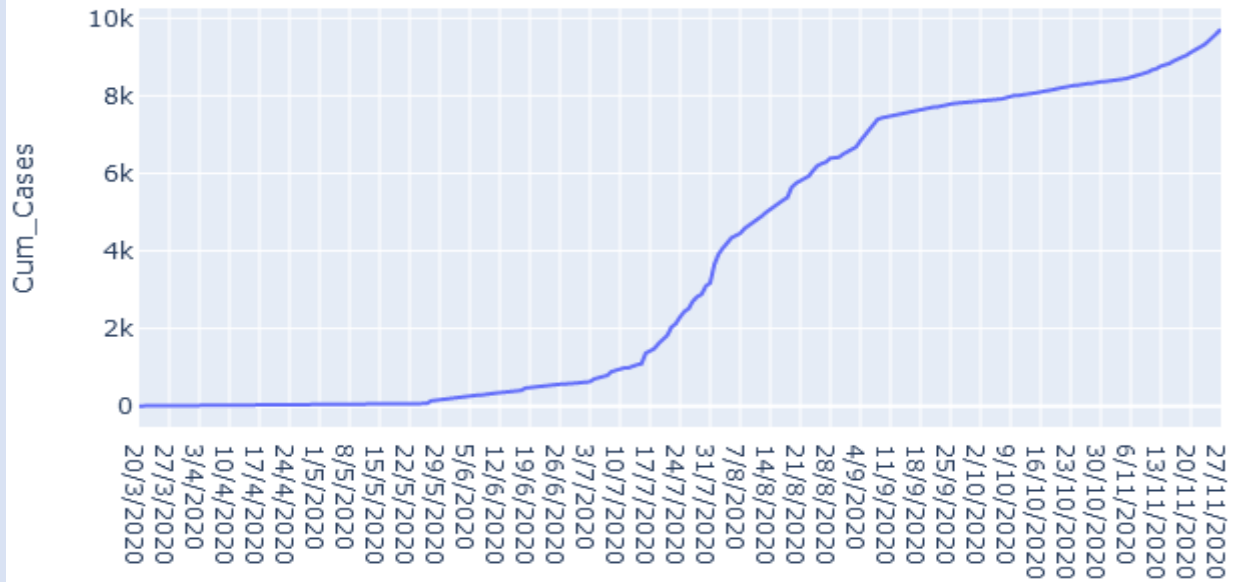


Province	PCR Tests	Cum Cases (New)	Recovered Cases (New)	Active Cases	Deaths (New)
Bulawayo	629	2434(73)	1789(24)	565	80(0)
Harare	982	3398(0)	3143(0)	134	121(0)
Manicaland	3	566(2)	532(0)	9	25(0)
Mash Cent	15	244(1)	228(0)	11	5(0)
Mash East	0	523(7)	425(0)	93	5(0)
Mash West	46	495(5)	339(0)	144	12(0)
Midlands	19	853(4)	740(0)	103	10(0)
Masvingo	10	321(2)	295(0)	19	7(0)
Mat North	23	362(3)	310(4)	52	3(0)
Mat South	135	1047(17)	870(0)	165	9(0)
Total	1862	10243(114)	8671(28)	1295	277(0)

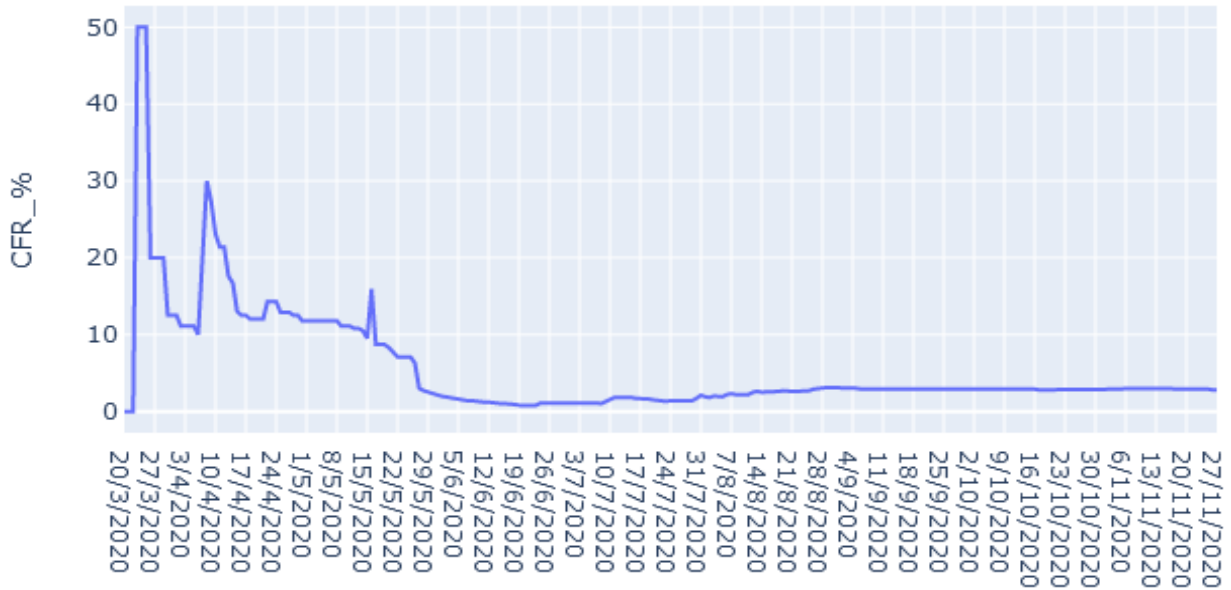
*Provinces with new cases but zero PCR tests conducted respectively received results from NMRL, NTBRL and Lancet



Zimbabwe Covid-19 Cumulative Cases



Zimbabwe Covid-19 Case Fatality Rate



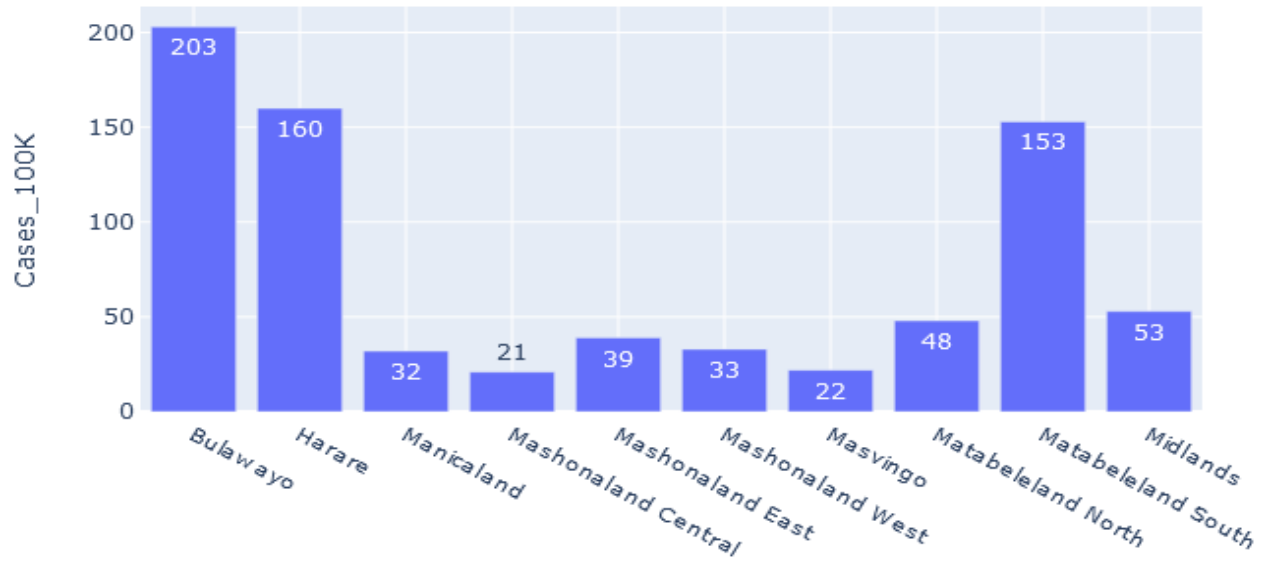
COMMENTS

- Cumulative cases curve spiking
- National Case fatality Rate now stands at **2.7 %** as at 02/12/20

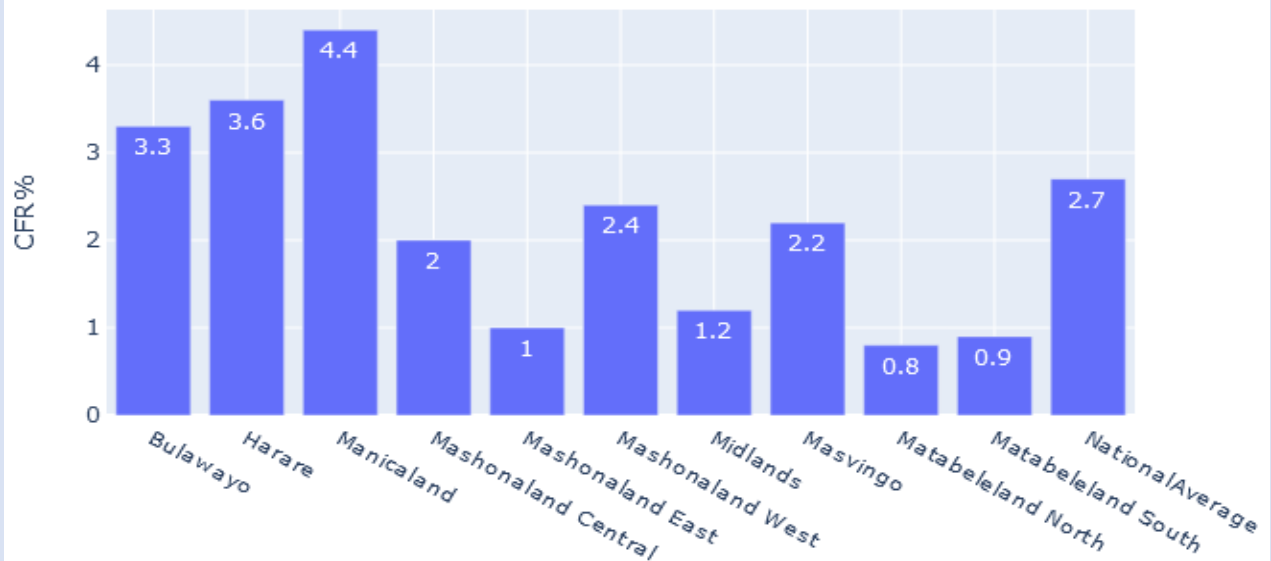


PROVINCIAL ANALYTICS

Zimbabwe Covid Cases Per 100K Popn



Covid Cases Fatality Rate By Province



COMMENTS

- Harare and Bulawayo have the highest number of cases per capita followed by Matabeleland South
- Manicaland, Bulawayo and Harare have case fatality ratios above the national average.



CHARACTERISTICS OF CASES

Age and Sex Distribution for Cases



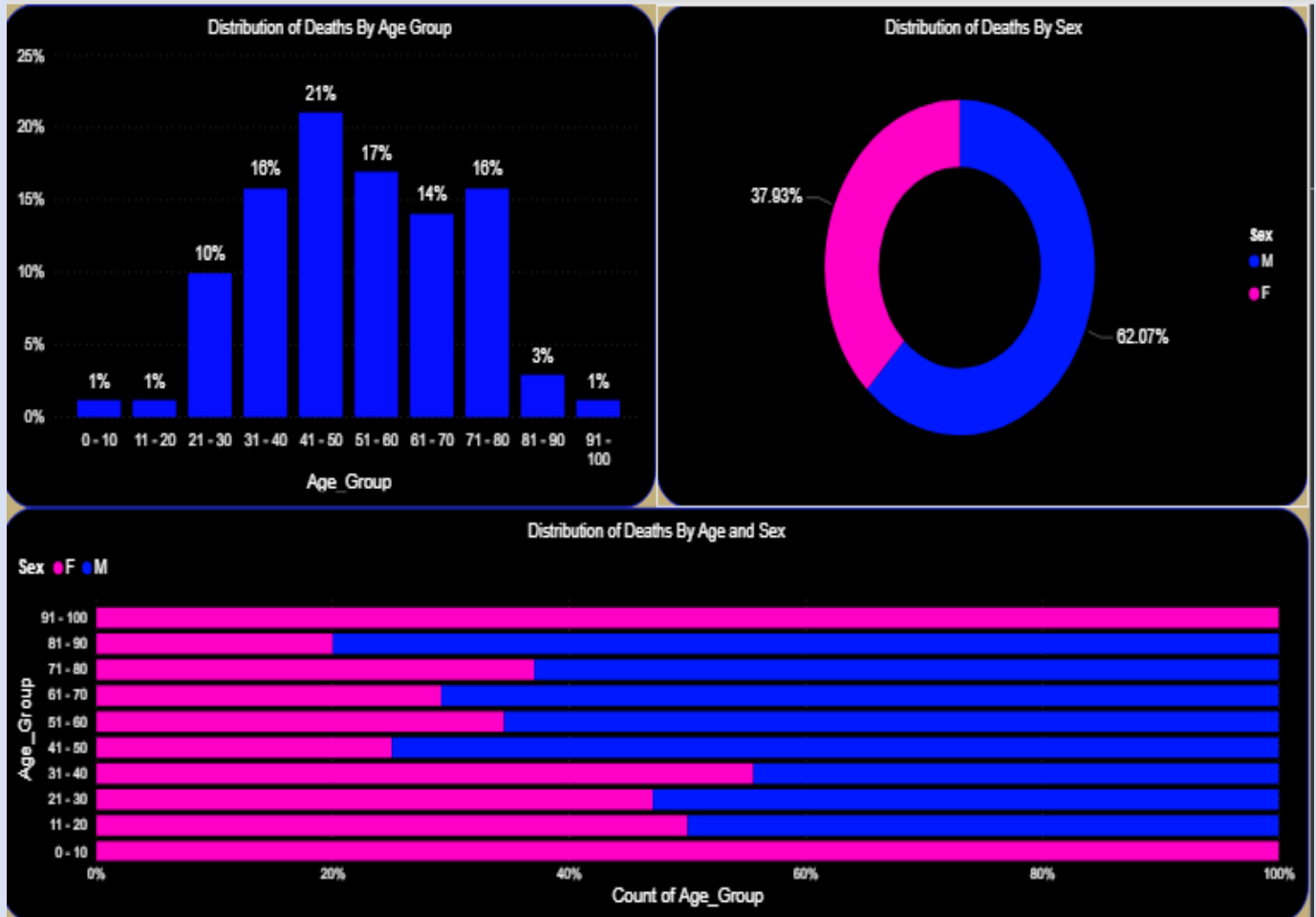
COMMENTS

- More males affected when compared to females
- Most Covid-19 cases are in the 20 – 40 years age groups(57%)
- There are more females affected as age rises



DEATHS ANALYSIS

Age and Sex Distribution of Deaths



COMMENTS

- Most Deaths are between 40 and 80 years of Age(68%)
- There are more deaths from males as age rises

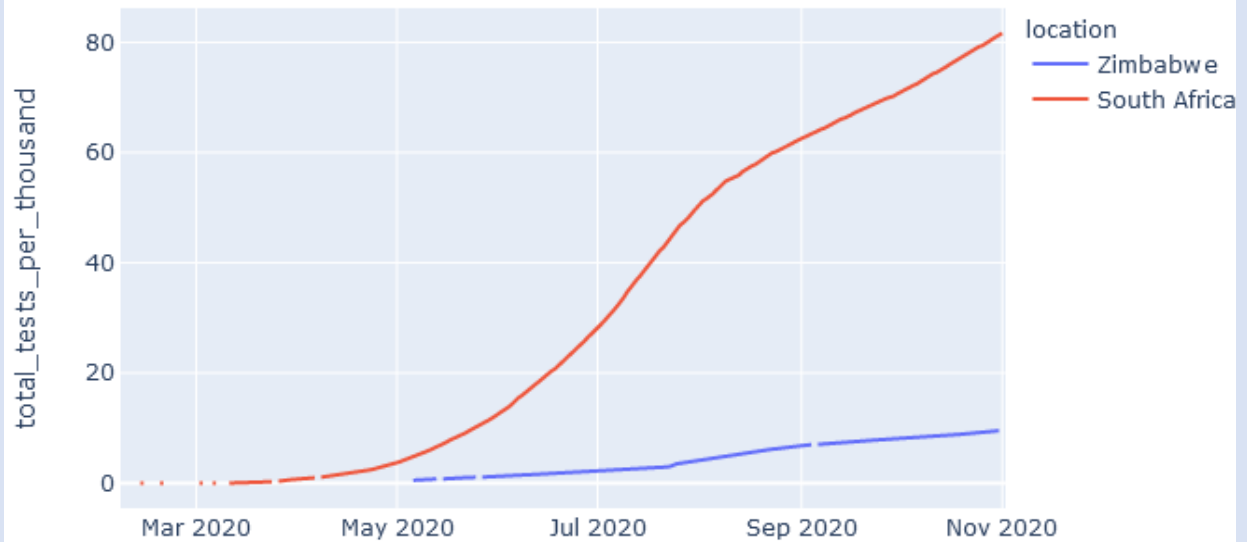
TESTING DATA

Test Type	Cumulative
PCR	172 074
RDT	110 667

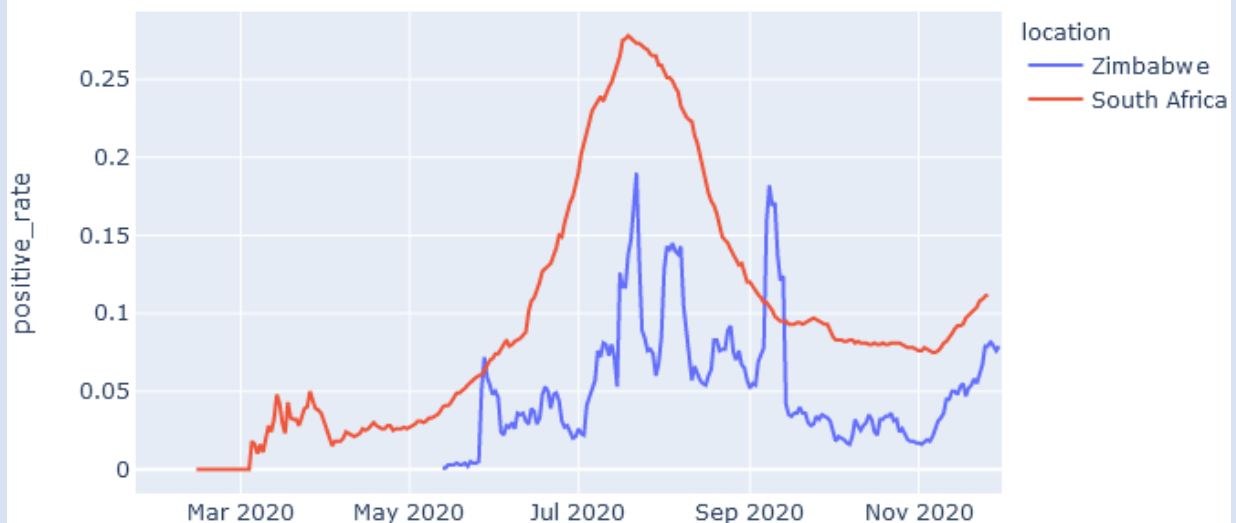


Testing Trends

Covid-19 Testing Trends



Covid 19 Daily Positivity Comparison SA and Zimbabwe



COMMENTS

- The Daily Positivity Comparison Data is as at 30/11/2020

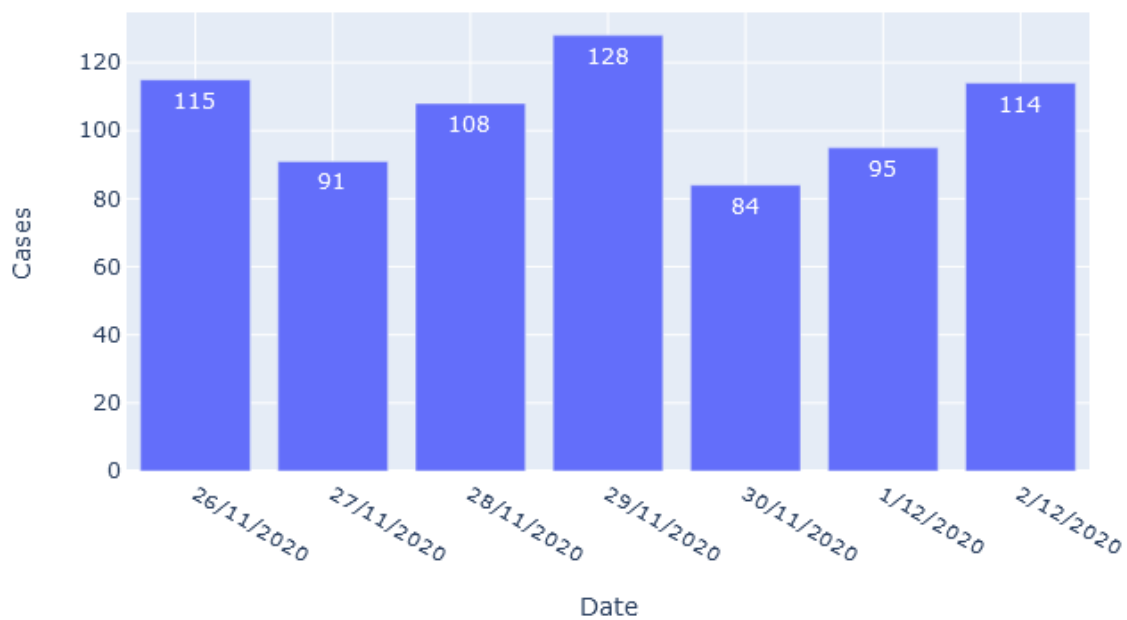
***Testing rates data is not available for other SADC countries**



Regional Analyses

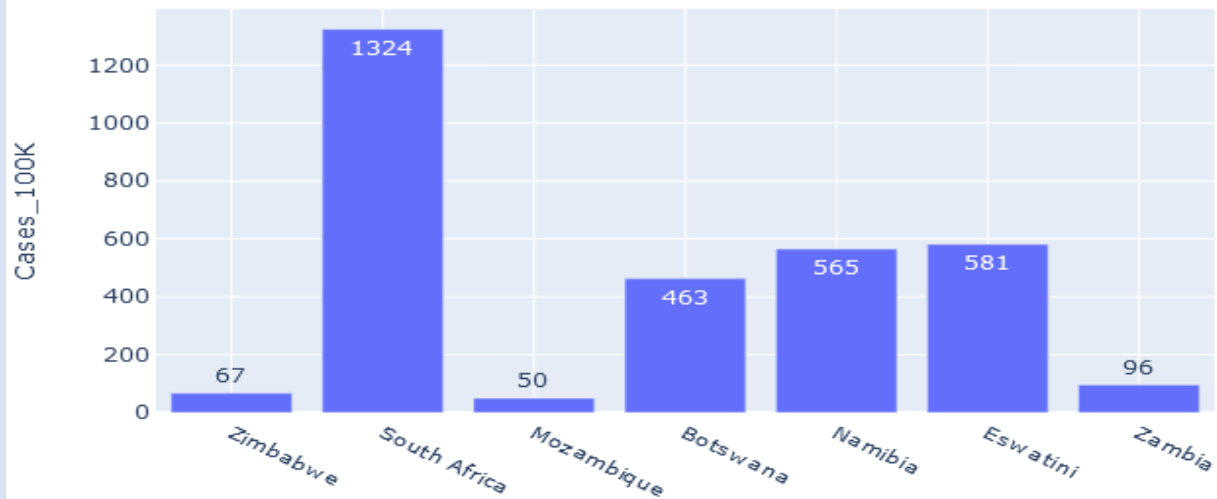
Country	Cumulative Cases	Cumulative Deaths
Zimbabwe	10243	277
South Africa	792299	21644
Mozambique	15866	132
Botswana	10742	34
Namibia	14416	151
Eswatini	6442	122
Zambia	17700	357

Zimbabwe Covid-19 Cases In Last Seven Days

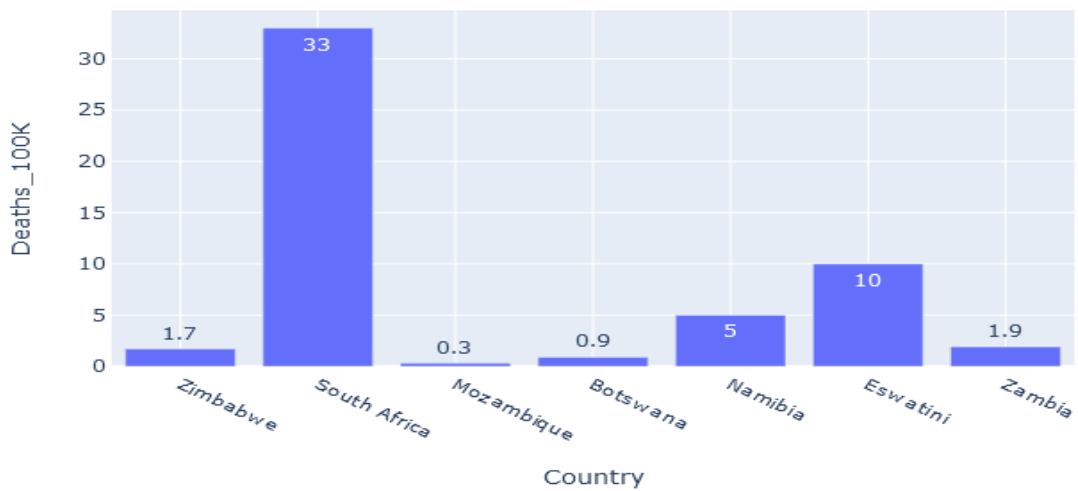




SADC Covid Cases Per 100K Population



SADC Covid Deaths Per 100K Population



COMMENTS

- SA has now surpassed **780 000** cases and has the highest cases and deaths per capita in the SADC region

