

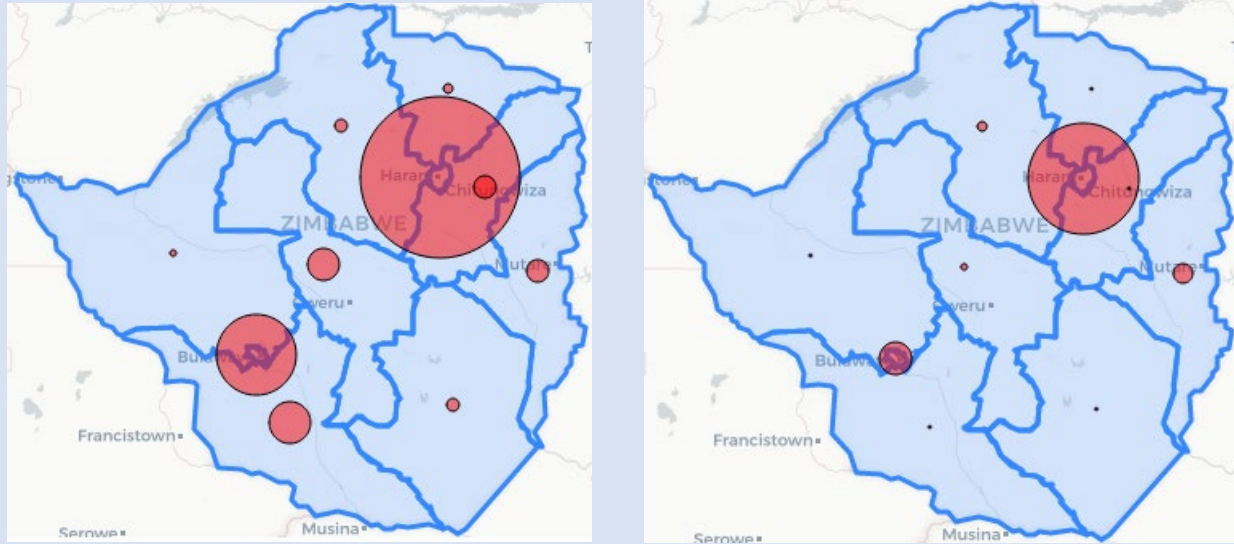


Zimbabwe Covid-19 SitRep 06/12/2020

HIGHLIGHTS TODAY

- **101** New Cases and **No** Deaths reported in the last 24 hours. (7 day rolling average* for new cases falls to **109** from **113** yesterday).
- **548** PCR tests done today (Positivity today was **18%**)
- **46** are local cases and **55** are returnees from SA
- **36** new recoveries reported: National Recovery rate stands at **82.8%** and Active cases go up to **1547** today
- As of 06 December, Zimbabwe has now recorded **10718** Cases **8880** recoveries and **291** Deaths.

CASES AND DEATHS DISTRIBUTION

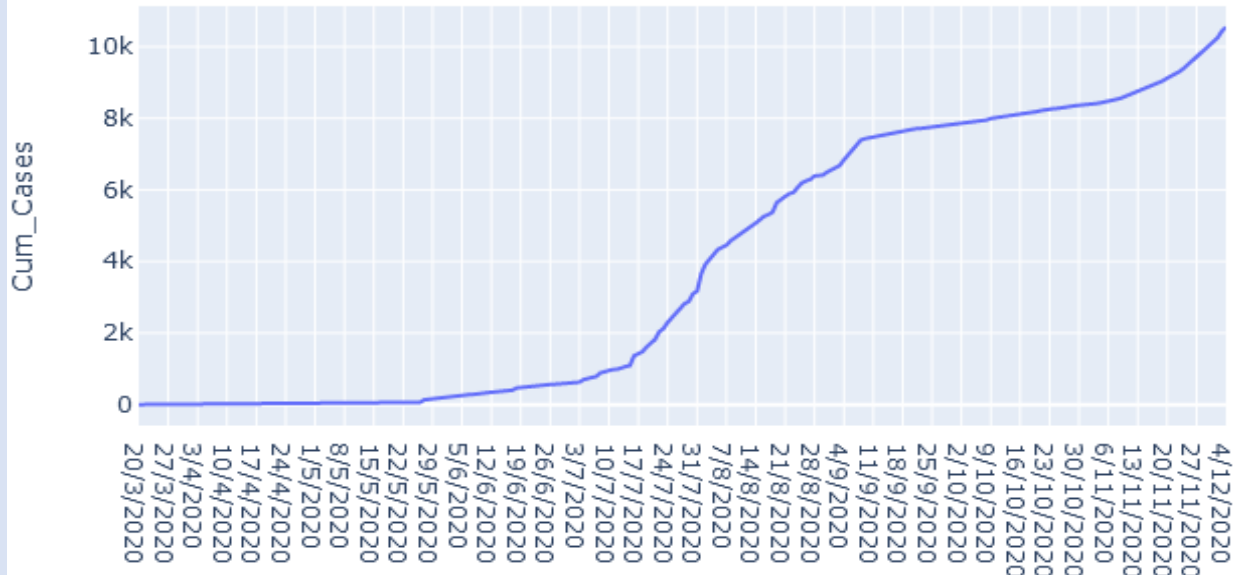


| Province | PCR Tests | Cum Cases (New) | Recovered Cases (New) | Active Cases | Deaths (New) |
|--------------|------------|-------------------|-----------------------|--------------|---------------|
| Bulawayo | 70 | 2573(29) | 1917(21) | 573 | 82(0) |
| Harare | 385 | 3483(0) | 3143(0) | 210 | 130(0) |
| Manicaland | 0 | 597(0) | 534(1) | 36 | 27(0) |
| Mash Cent | 0 | 251(0) | 228(0) | 18 | 5(0) |
| Mash East | 0 | 562(9) | 439(14) | 118 | 5(0) |
| Mash West | 16 | 507(0) | 339(0) | 156 | 12(0) |
| Midlands | 0 | 889(2) | 753(0) | 126 | 10(0) |
| Masvingo | 0 | 325(0) | 306(0) | 12 | 7(0) |
| Mat North | 68 | 372(3) | 333(0) | 39 | 3(0) |
| Mat South | 9 | 1159(58) | 888(0) | 259 | 9(0) |
| Total | 548 | 10718(101) | 8880(36) | 1547 | 291(0) |

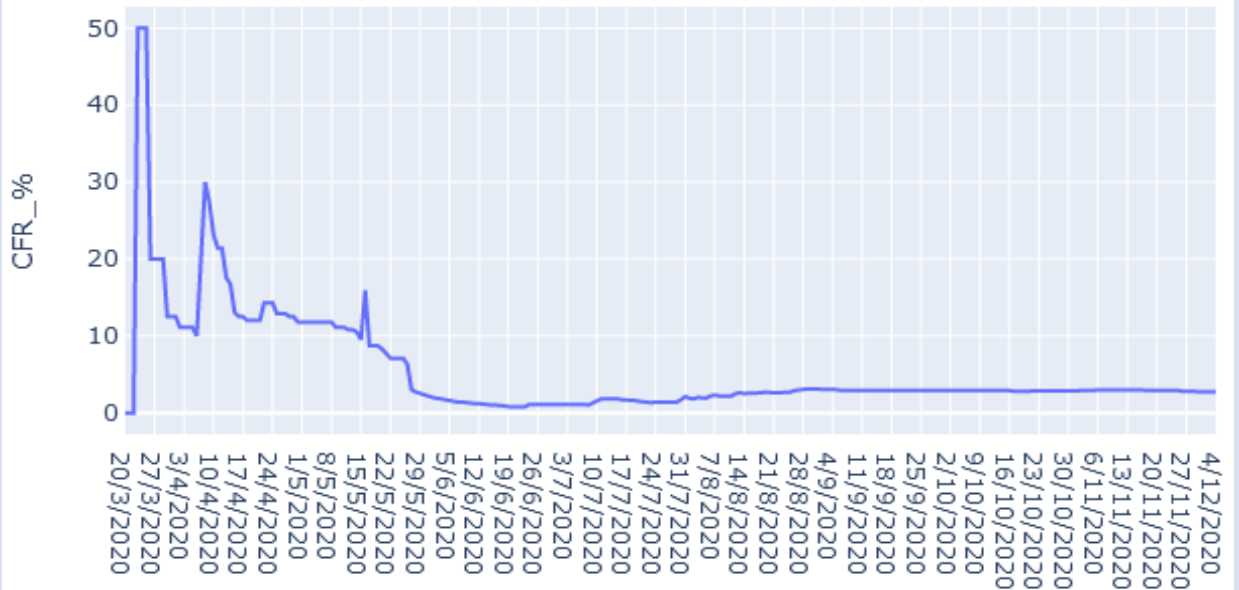
*Provinces with new cases but zero PCR tests conducted respectively received results from NMRL, NTBRL and Lancet



Zimbabwe Covid-19 Cumulative Cases



Zimbabwe Covid-19 Case Fatality Rate



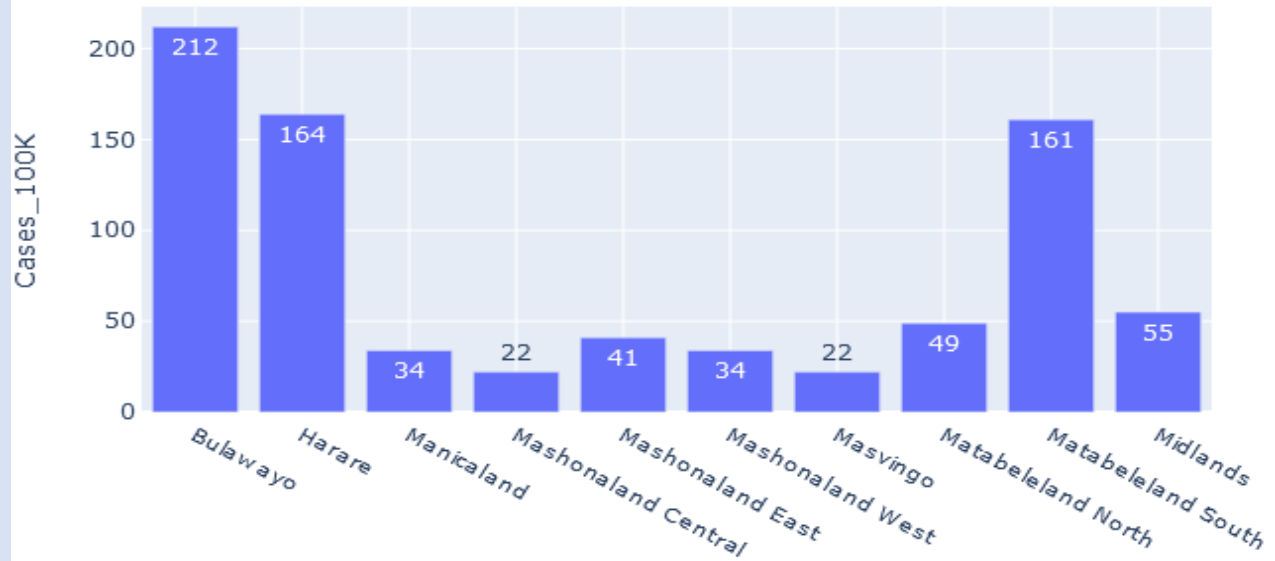
COMMENTS

- Cumulative cases curve spiking
- National Case fatality Rate now stands at **2.7 %** as at 06/12/20

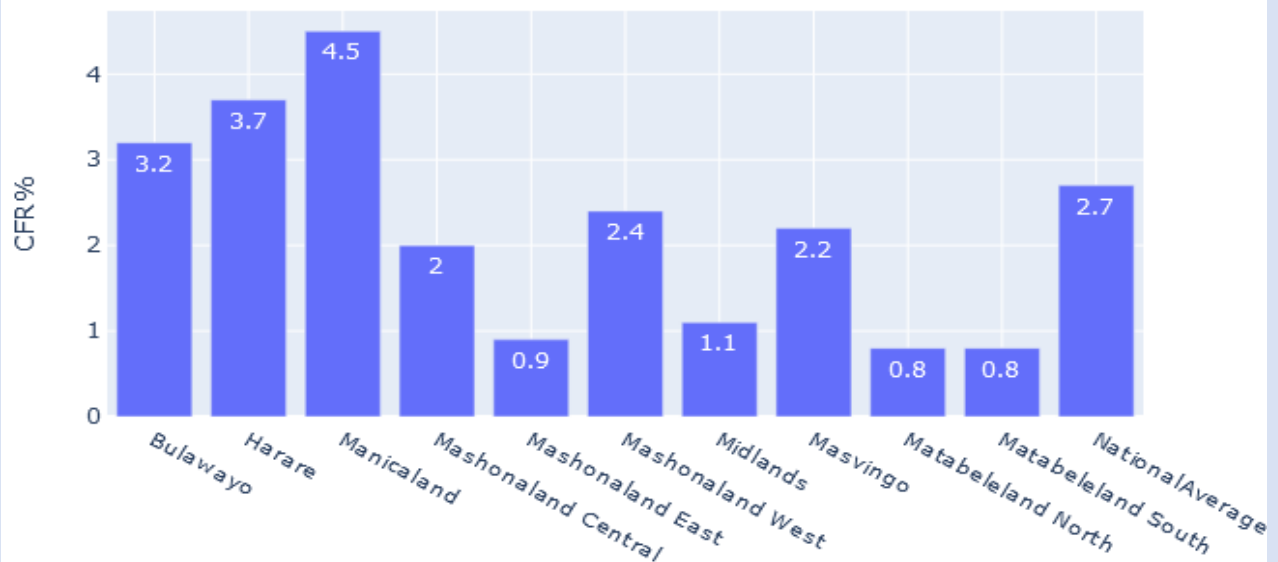


PROVINCIAL ANALYTICS

Zimbabwe Covid Cases Per 100K Popn



Covid Cases Fatality Rate By Province



COMMENTS

- Harare and Bulawayo have the highest number of cases per capita followed by Matabeleland South
- Manicaland, Bulawayo and Harare have case fatality ratios above the national average.



CHARACTERISTICS OF CASES

Age and Sex Distribution for Cases



COMMENTS

- More males affected when compared to females
- Most Covid-19 cases are in the 20 – 40 years age groups(57%)
- There are more females affected as age rises



DEATHS ANALYSIS

Age and Sex Distribution of Deaths



COMMENTS

- Most Deaths are between 40 and 80 years of Age(68%)
- There are more deaths from males as age rises

TESTING DATA

| Test Type | Cumulative |
|-----------|------------|
| PCR | 177215 |
| RDT | 110 695 |

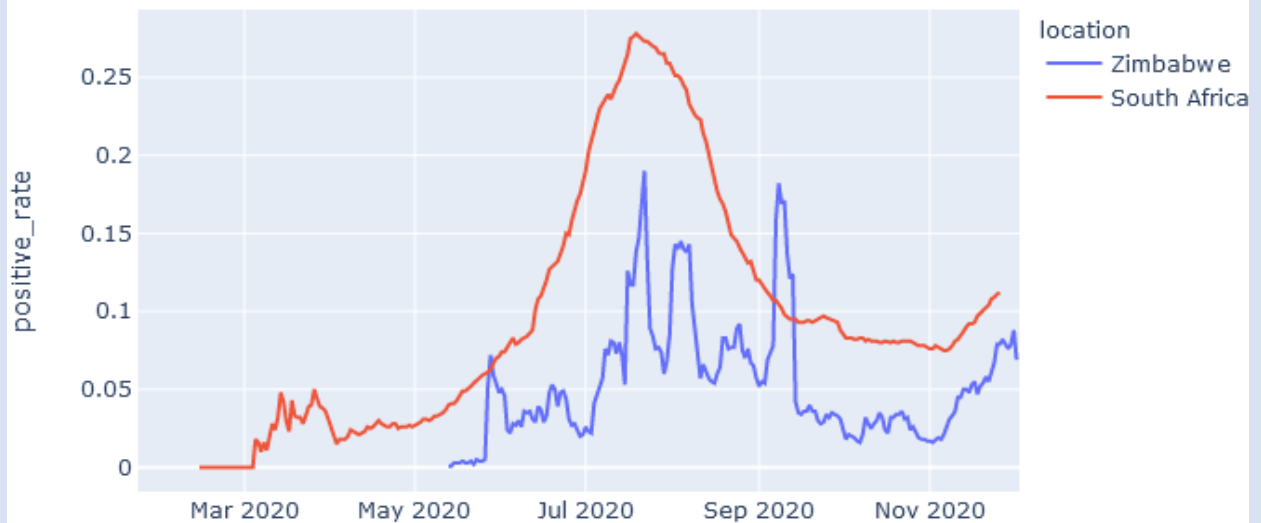


Testing Trends

Covid-19 Testing Trends



Covid 19 Daily Positivity Comparison SA and Zimbabwe



COMMENTS

- The Daily Positivity Comparison Data is as at 02/12/2020

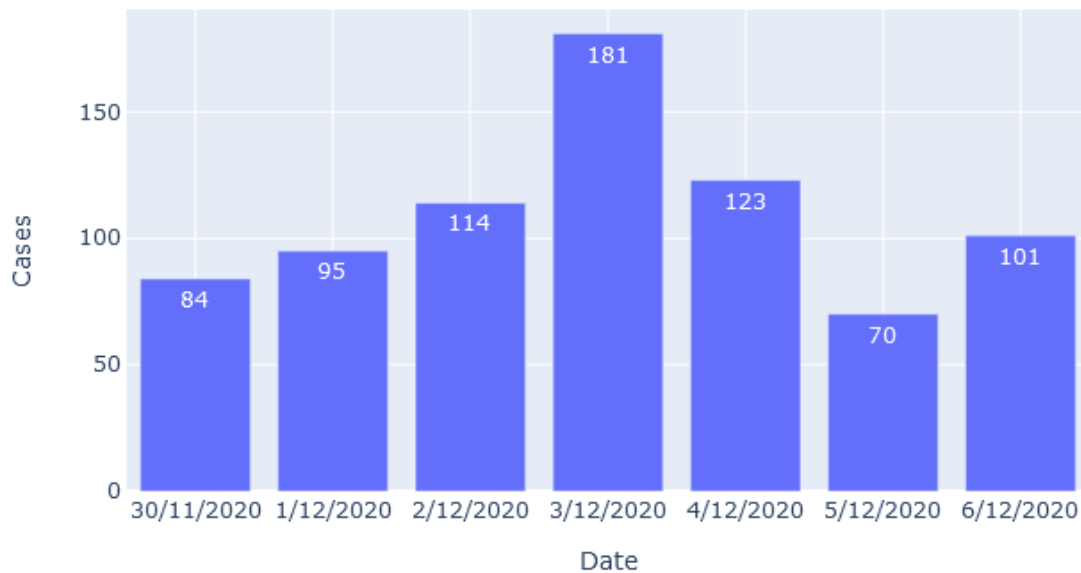
***Testing rates data is not available for other SADC countries**



Regional Analyses

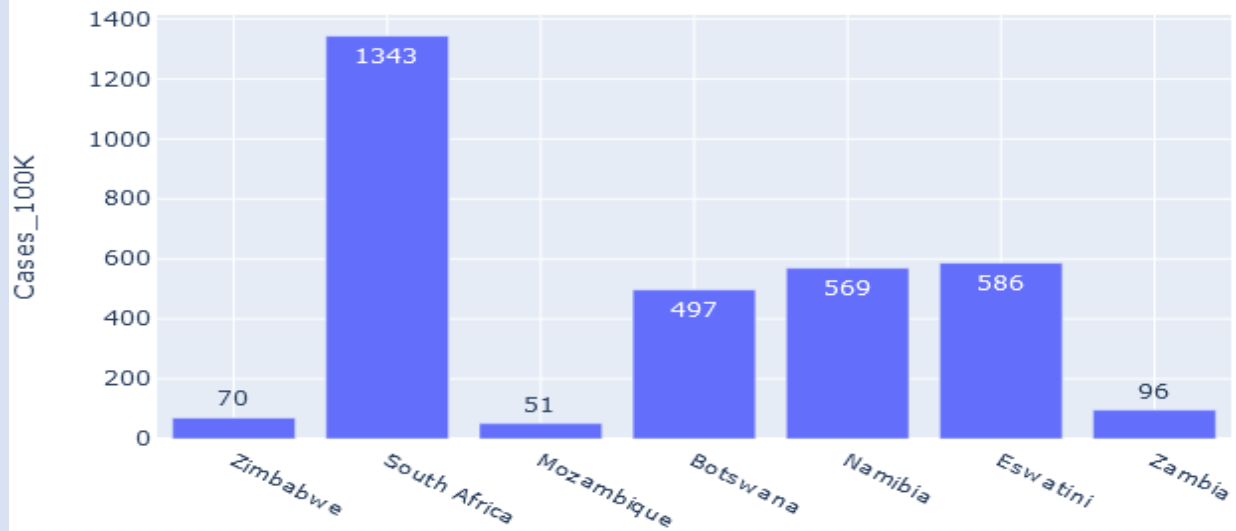
| Country | Cumulative Cases | Cumulative Deaths |
|--------------|------------------|-------------------|
| Zimbabwe | 10718 | 291 |
| South Africa | 810844 | 22067 |
| Mozambique | 16133 | 133 |
| Botswana | 11531 | 34 |
| Namibia | 14950 | 152 |
| Eswatini | 6495 | 122 |
| Zambia | 17898 | 364 |

Zimbabwe Covid-19 Cases In Last Seven Days

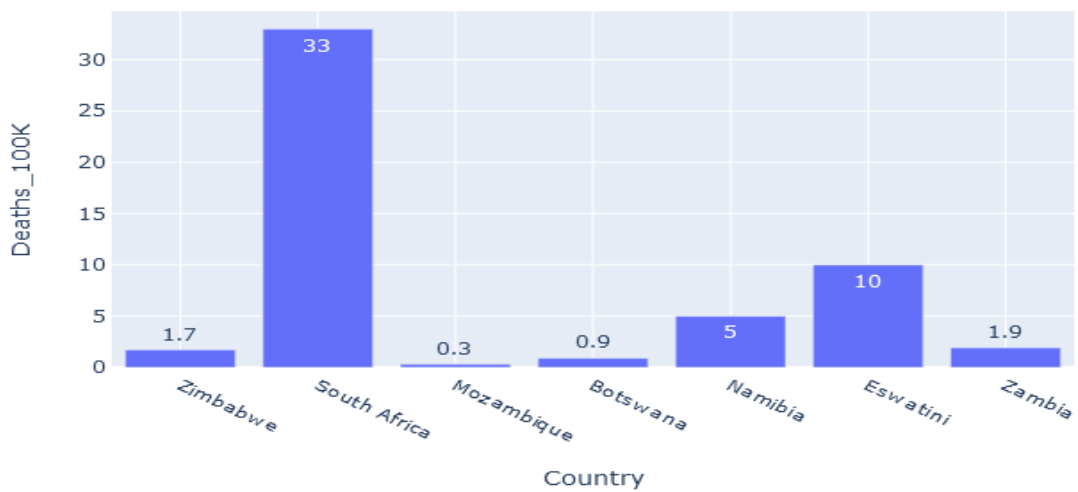




SADC Covid Cases Per 100K Population



SADC Covid Deaths Per 100K Population



COMMENTS

- SA has now surpassed **800 000** cases and has the highest cases and deaths per capita in the SADC region

