

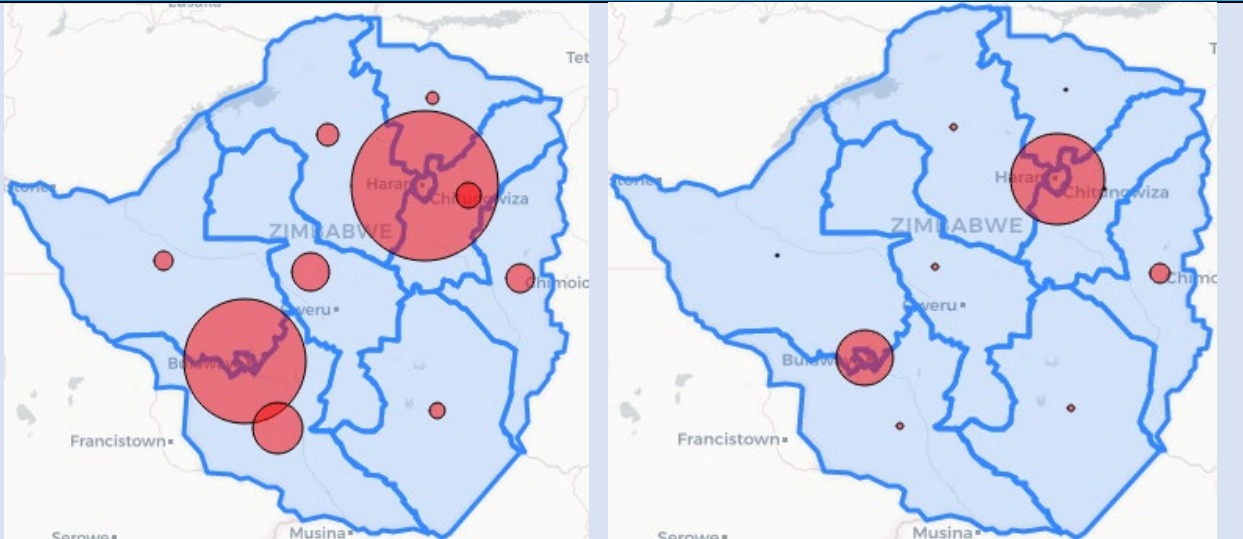


Zimbabwe Covid-19 SitRep 28/12/2020

HIGHLIGHTS TODAY

- **71** New Cases and **5** Deaths reported in the last 24 hours. (*7 day rolling average* for new cases falls to 103 from 107 yesterday*).
- **69** are local cases and **4** are returnees : SA(**2**) and Mozambique(**2**) (*Deaths reported by Bulawayo, Harare, Manicaland, Mash East and Masvingo all 1 each*)
- **951** PCR tests done today (*Positivity today was 7.5%*)
- **112** new recoveries reported: National Recovery rate stands at **81.4%** and Active cases go down to **2089** today
- As of 28 December, Zimbabwe has now recorded **13148** Cases **10705** recoveries and **354** Deaths.

CASES AND DEATHS DISTRIBUTION

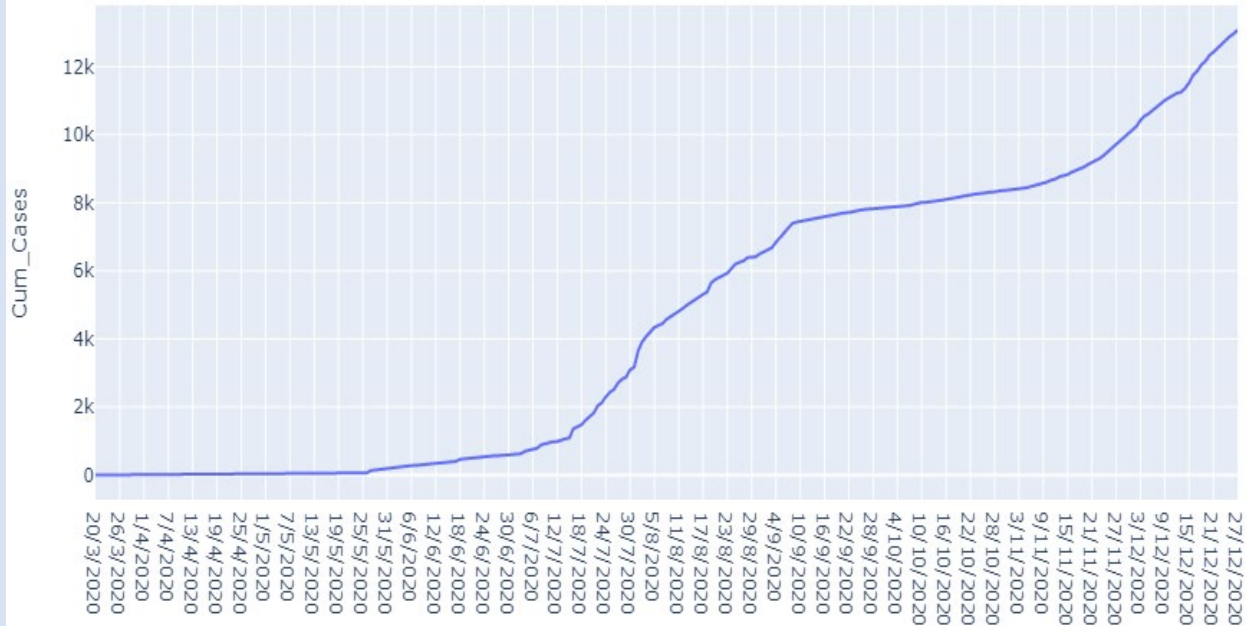


| Province | PCR Tests | Cum Cases (New) | Recovered Cases (New) | Active Cases | Deaths (New) |
|--------------|------------|------------------|-----------------------|--------------|---------------|
| Bulawayo | 69 | 3287(12) | 2856(94) | 337 | 94(1) |
| Harare | 685 | 3782(0) | 3154(0) | 472 | 156(1) |
| Manicaland | 93 | 841(6) | 620(18) | 183 | 38(1) |
| Mash Cent | 0 | 354(22) | 259(0) | 90 | 5(0) |
| Mash East | 0 | 657(2) | 572(0) | 73 | 12(1) |
| Mash West | 0 | 704(14) | 437(0) | 253 | 14(0) |
| Midlands | 52 | 1041(7) | 917(0) | 114 | 10(0) |
| Masvingo | 0 | 575(7) | 474(0) | 89 | 12(1) |
| Mat North | 52 | 528(1) | 438(0) | 87 | 3(0) |
| Mat South | 0 | 1379(0) | 978(0) | 391 | 10(0) |
| Total | 951 | 13148(71) | 10705(112) | 2089 | 354(5) |

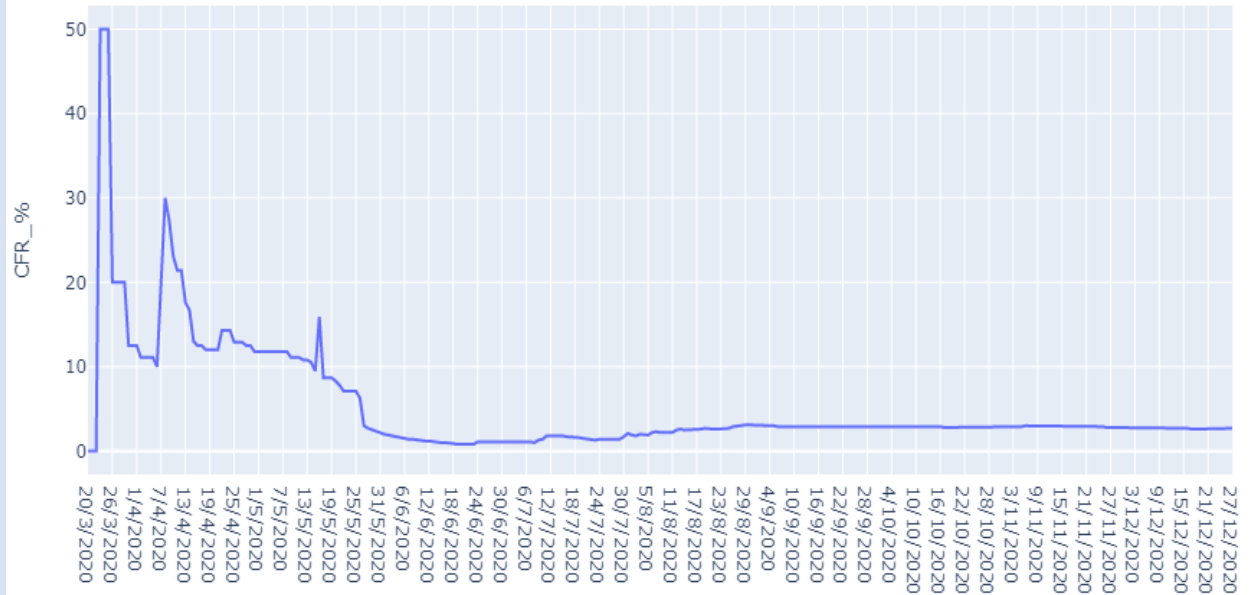
*Provinces with new cases but zero PCR tests conducted respectively received results from NMRL,NTBRL and Lancet



Zimbabwe Covid-19 Cumulative Cases



Zimbabwe Covid-19 Case Fatality Ratio



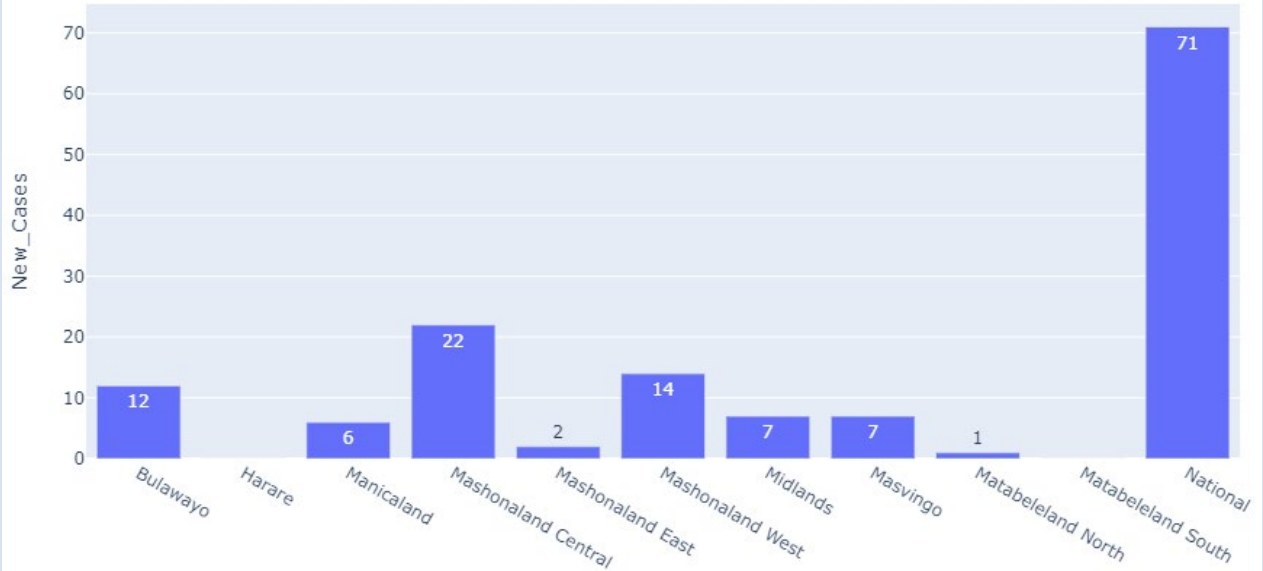
COMMENTS

- Cumulative cases curve spiking
- National Case fatality Rate now stands at **2.7 %** as at 28/12/20

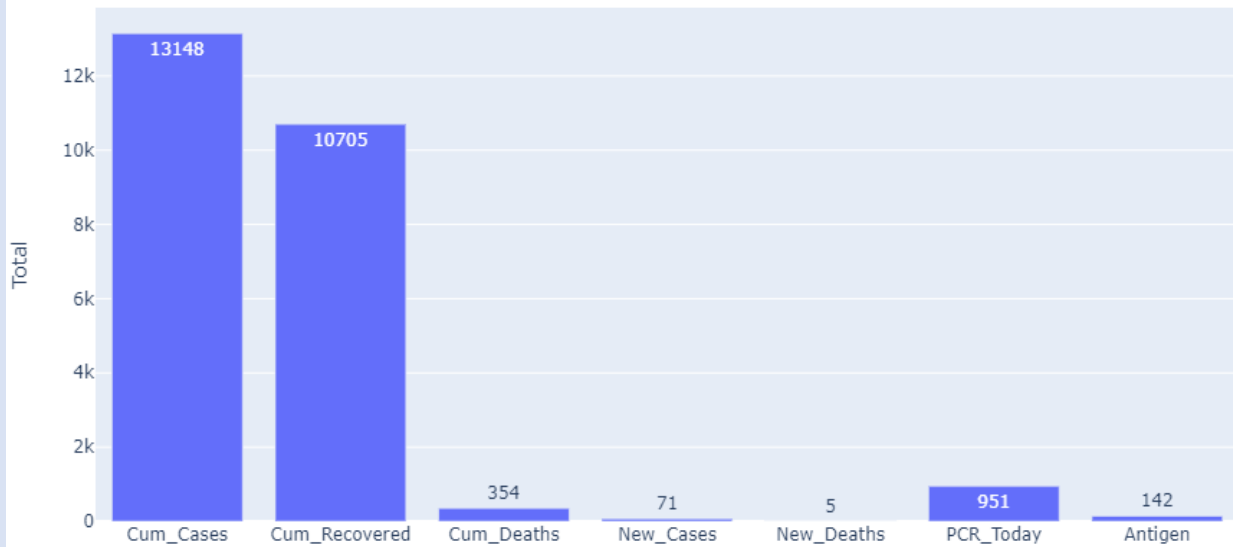


CASES ANALYTICS

New Cases Today



Covid Cases Profile



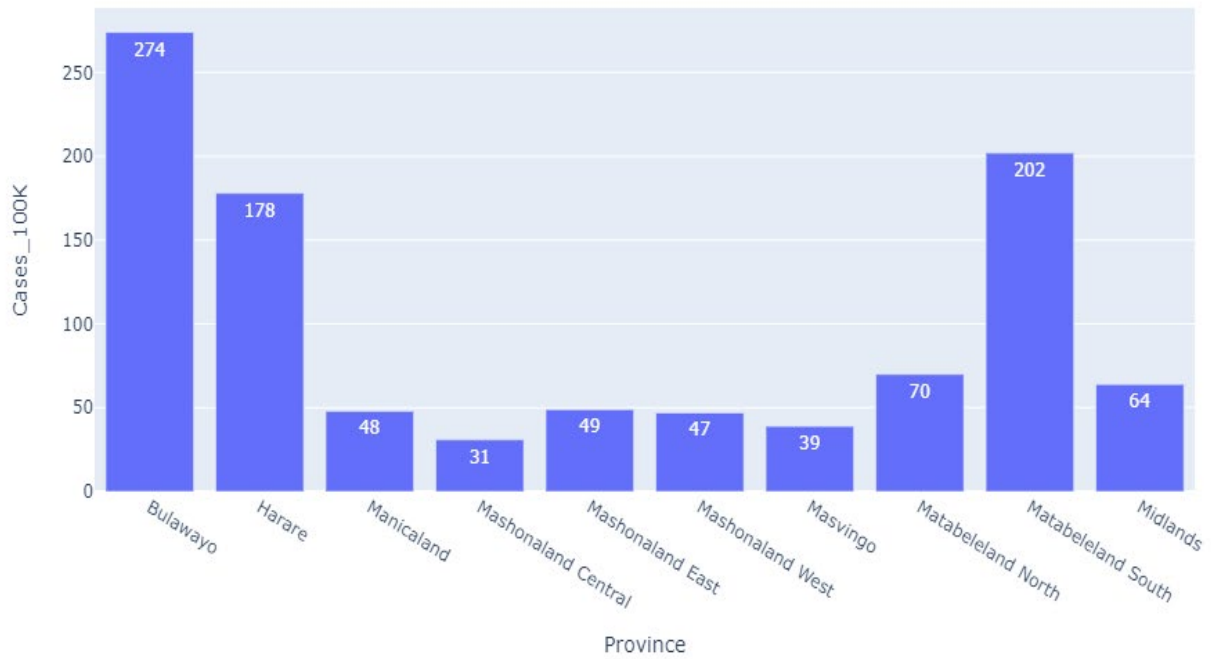
COMMENTS

- **Mash Central reported the highest number of cases today (22)**
- **5 Covid deaths were reported today. (Deaths reported by Bulawayo, Harare, Manicaland, Mash East and Masvingo all 1 each)**



INCIDENCE OF CASES BY PROVINCE

Zimbabwe Covid Cases Per 100K Popn

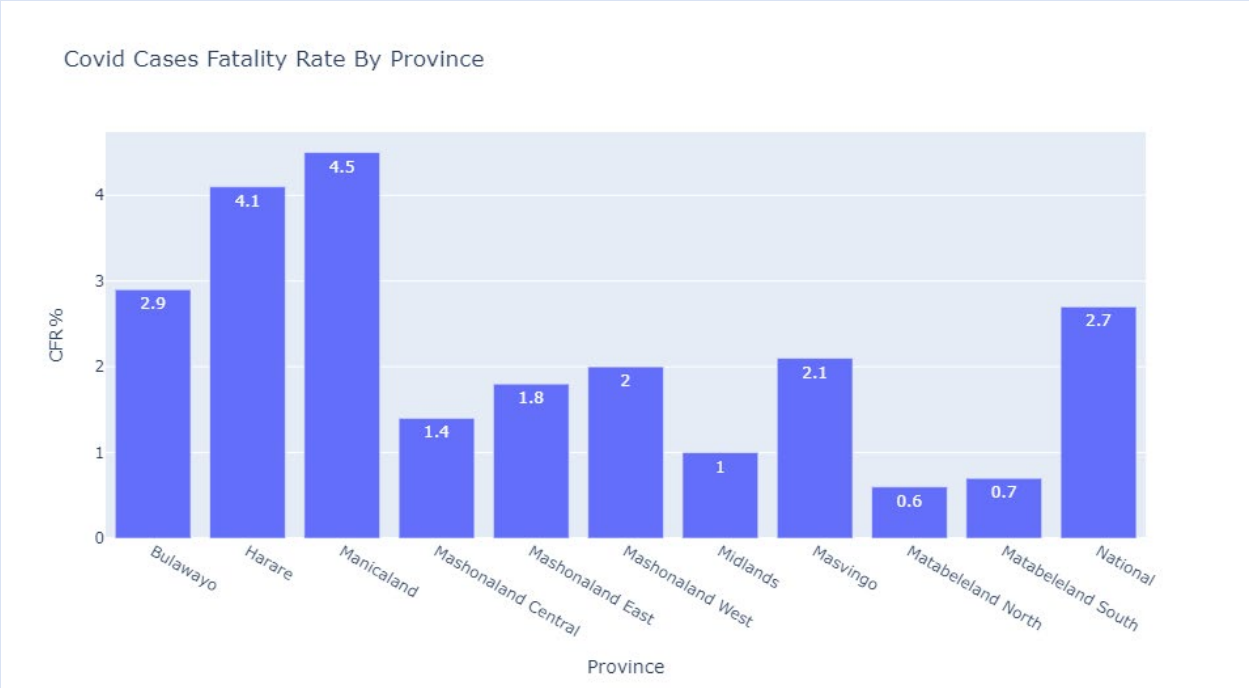


COMMENTS

- **Bulawayo has the highest incidence per capita followed by Mat South and Harare**
- **Mash Central has the lowest incidence of Covid per capita**



COVID CASE FATALITY RATIO BY PROVINCE



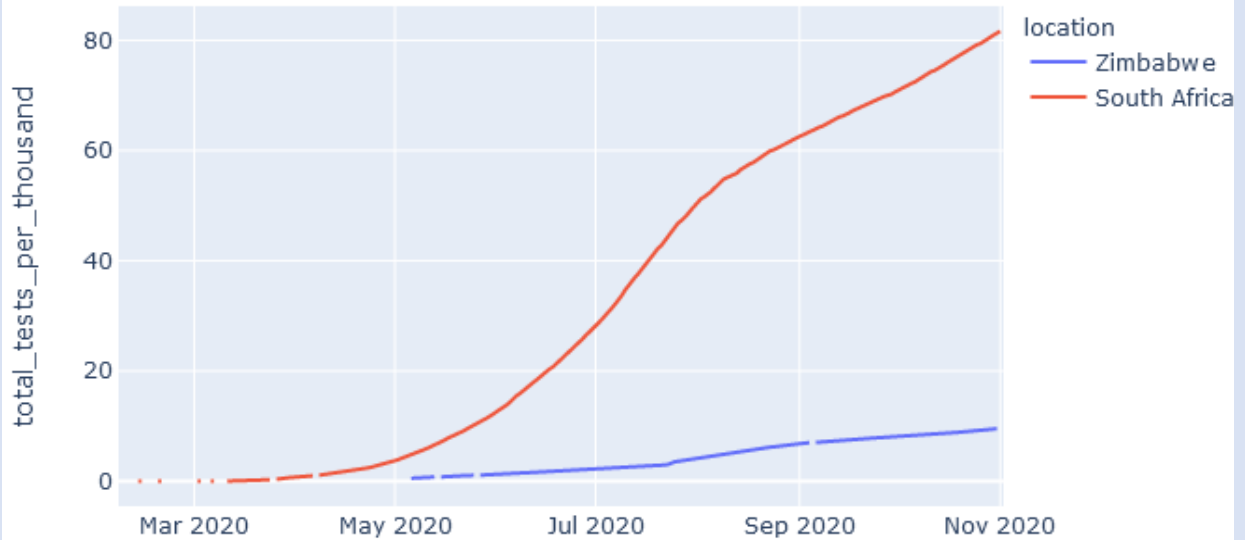
TESTING DATA

| Test Type | Cumulative |
|-----------|------------|
| PCR | 209 916 |
| RDT | 110 869 |

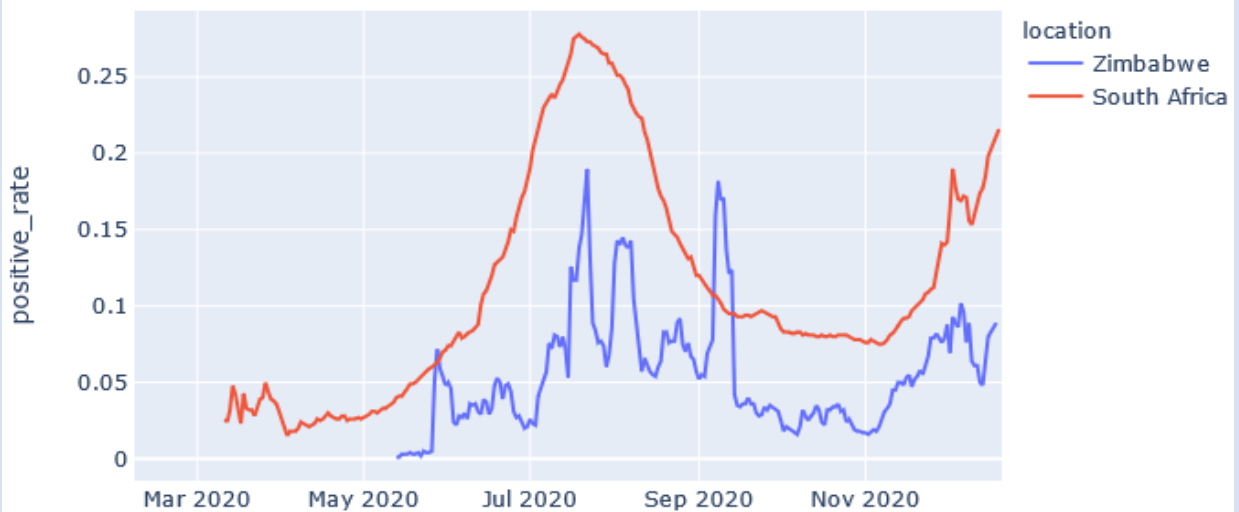


Testing Trends

Covid-19 Testing Trends



Covid 19 Daily Positivity Comparison SA and Zimbabwe



COMMENTS

- The Daily Positivity Comparison Data is as at 22/12/2020

***Testing rates data is not available for other SADC countries**

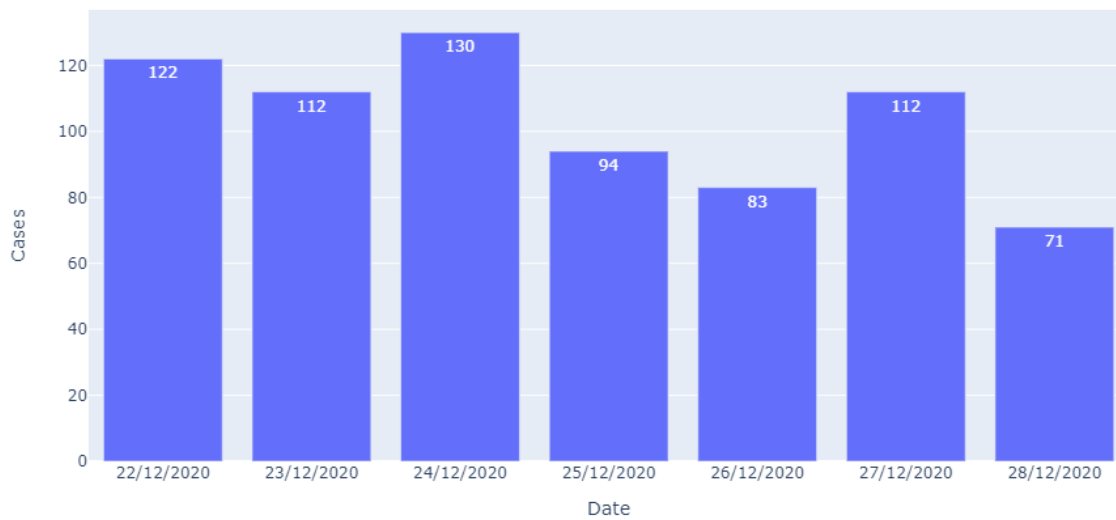


Regional Analyses

| Country | Cumulative Cases | Cumulative Deaths |
|--------------|------------------|-------------------|
| Zimbabwe | 13 148 | 354 |
| South Africa | 1004413 | 26276 |
| Mozambique | 18265 | 153 |
| Botswana | 14025 | 38 |
| Namibia | 21923 | 183 |
| Eswatini | 8484 | 153 |
| Zambia | 19834 | 381 |

*Data for the rest of SADC Deaths not updated due to server downtime

Zimbabwe Covid_19 Cases in the Last Seven Days

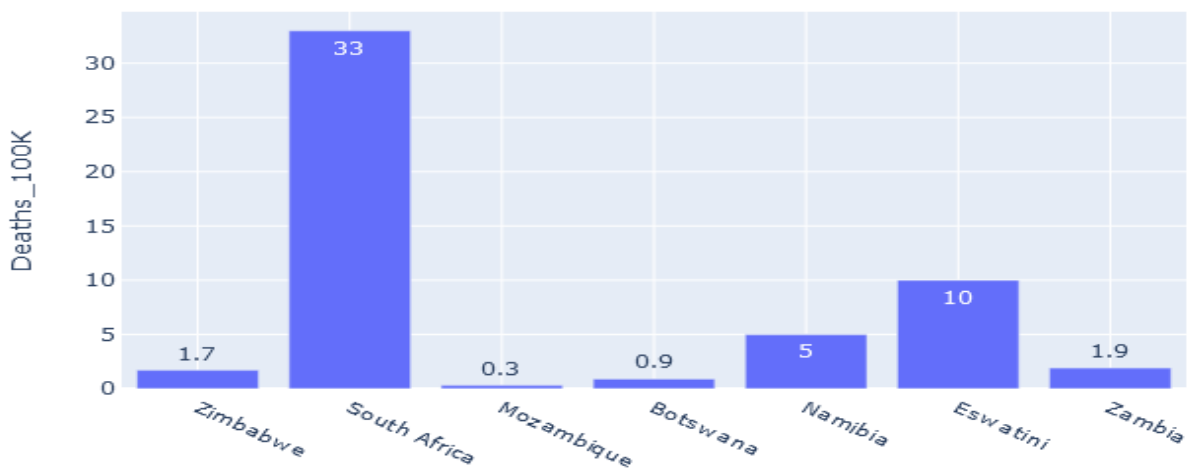




SADC Covid Cases Per 100K Population



SADC Covid Deaths Per 100K Population



COMMENTS

- SA has now surpassed **1 000 000** cases and has the highest cases and deaths per capita in the SADC region

