

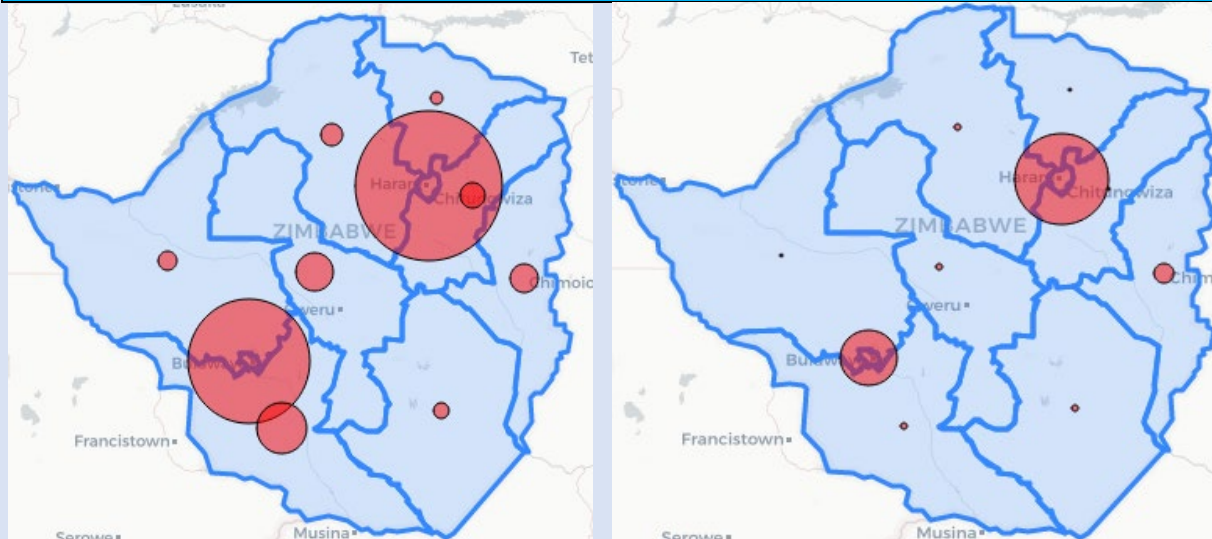


## Zimbabwe Covid-19 SitRep 01/01/2021

### HIGHLIGHTS TODAY

- **217** New Cases and **6** Deaths reported in the last 24 hours. (7 day rolling average\* for new cases rises to **172** from **154** yesterday).
- **216** are local cases and **1** is a returnee from SA (Deaths reported by Masvingo, Harare, Manicaland, Mash Cent all **1** each and Bulawayo(**2**))
- **3679** PCR tests done today (Positivity today was **5.9%**)
- **97** new recoveries reported: National Recovery rate stands at **80.6%** and Active cases go up to **2368** today
- As of 1 January 2021, Zimbabwe has now recorded **14084** Cases **11347** recoveries and **369** Deaths.

### CASES AND DEATHS DISTRIBUTION

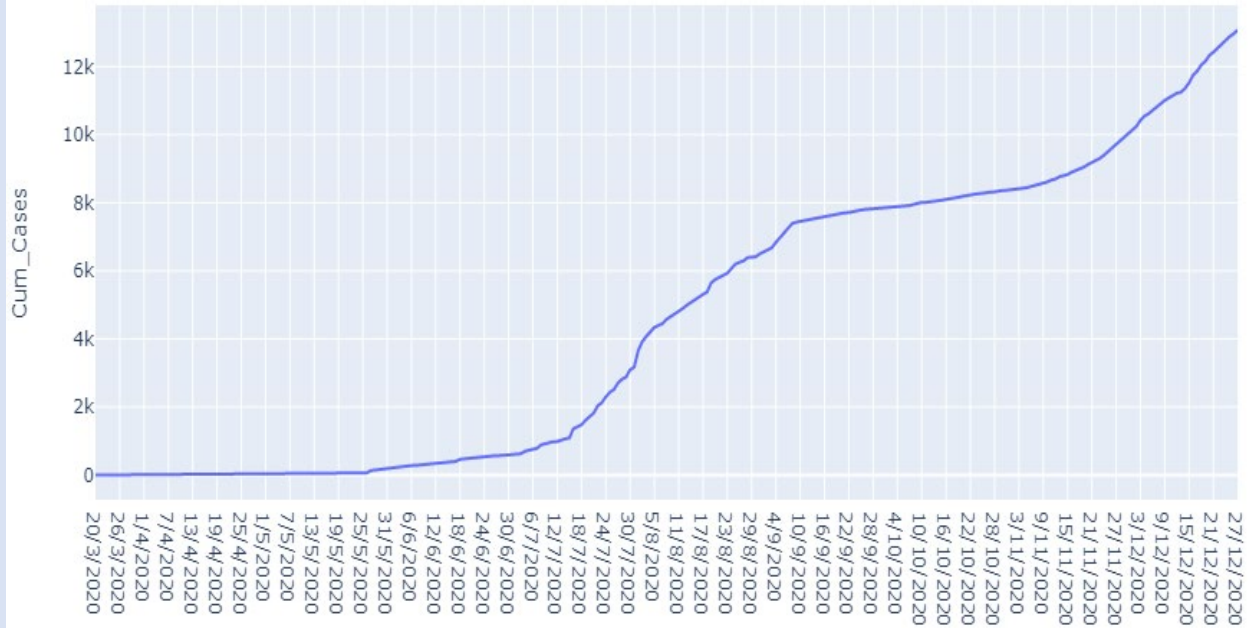


| Province     | PCR Tests   | Cum Cases (New)   | Recovered Cases (New) | Active Cases | Deaths (New)  |
|--------------|-------------|-------------------|-----------------------|--------------|---------------|
| Bulawayo     | 296         | 3479(39)          | 3034(28)              | 348          | 97(2)         |
| Harare       | 2682        | 3861(22)          | 3154(0)               | 549          | 158(1)        |
| Manicaland   | 99          | 1015(3)           | 712(0)                | 263          | 40(1)         |
| Mash Cent    | 42          | 487(77)           | 284(0)                | 197          | 6(1)          |
| Mash East    | 108         | 720(16)           | 583(0)                | 123          | 14(0)         |
| Mash West    | 23          | 726(0)            | 628(0)                | 84           | 14(0)         |
| Midlands     | 0           | 1094(19)          | 917(0)                | 166          | 11(0)         |
| Masvingo     | 72          | 687(30)           | 557(24)               | 116          | 14(1)         |
| Mat North    | 141         | 563(11)           | 488(45)               | 72           | 3(0)          |
| Mat South    | 216         | 1452(0)           | 990(0)                | 450          | 12(0)         |
| <b>Total</b> | <b>3679</b> | <b>14084(217)</b> | <b>11347(97)</b>      | <b>2368</b>  | <b>369(6)</b> |

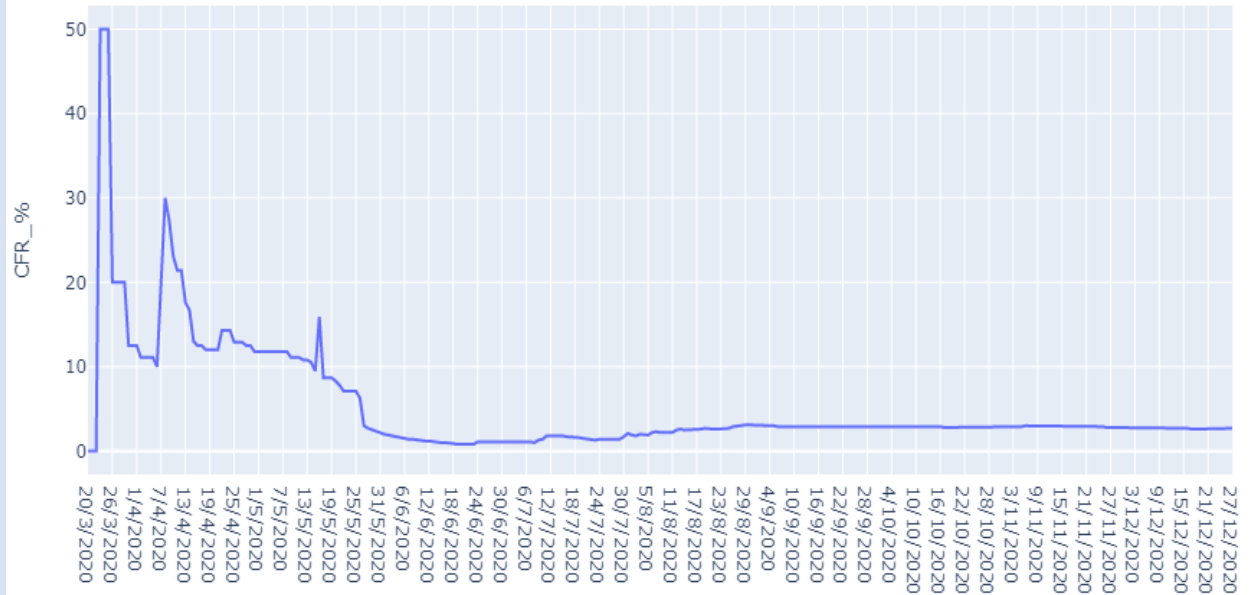
\*Provinces with new cases but zero PCR tests conducted respectively received results from NMRL,NTBRL and Lancet



### Zimbabwe Covid-19 Cumulative Cases



### Zimbabwe Covid-19 Case Fatality Ratio



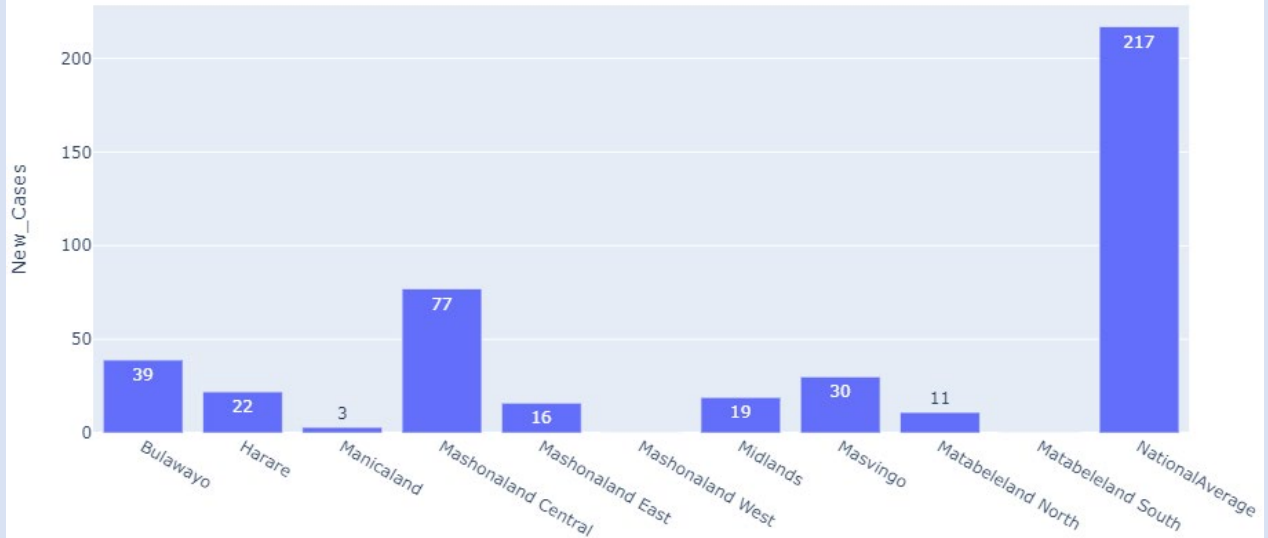
### COMMENTS

- Cumulative cases curve spiking
- National Case fatality Rate now stands at **2.6 %** as at 1/1/21

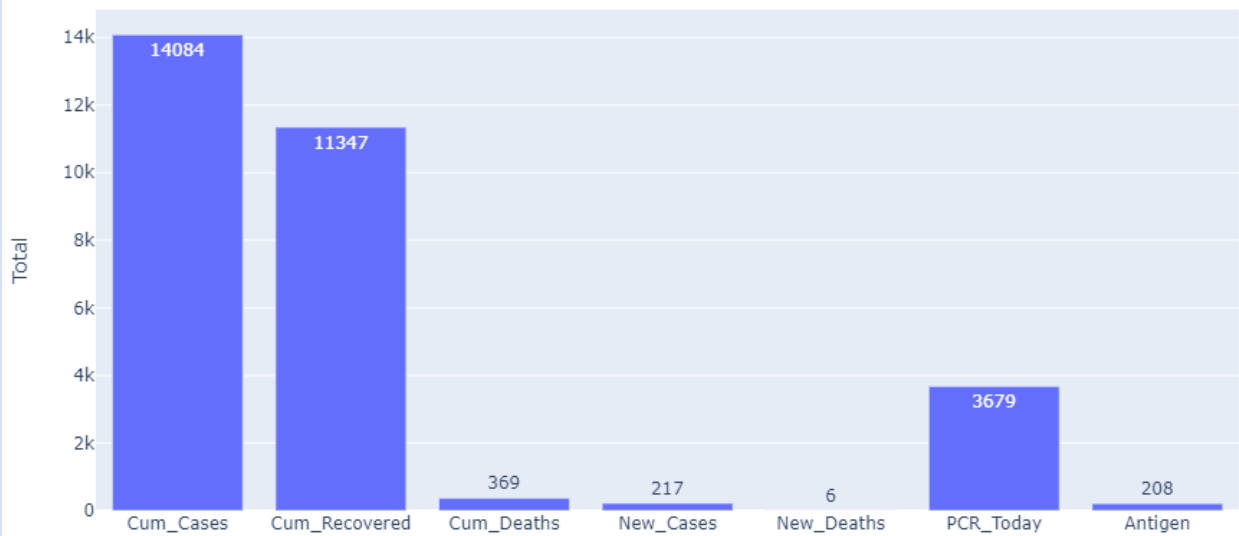


## CASES ANALYTICS

New Cases Today



Covid Cases Profile

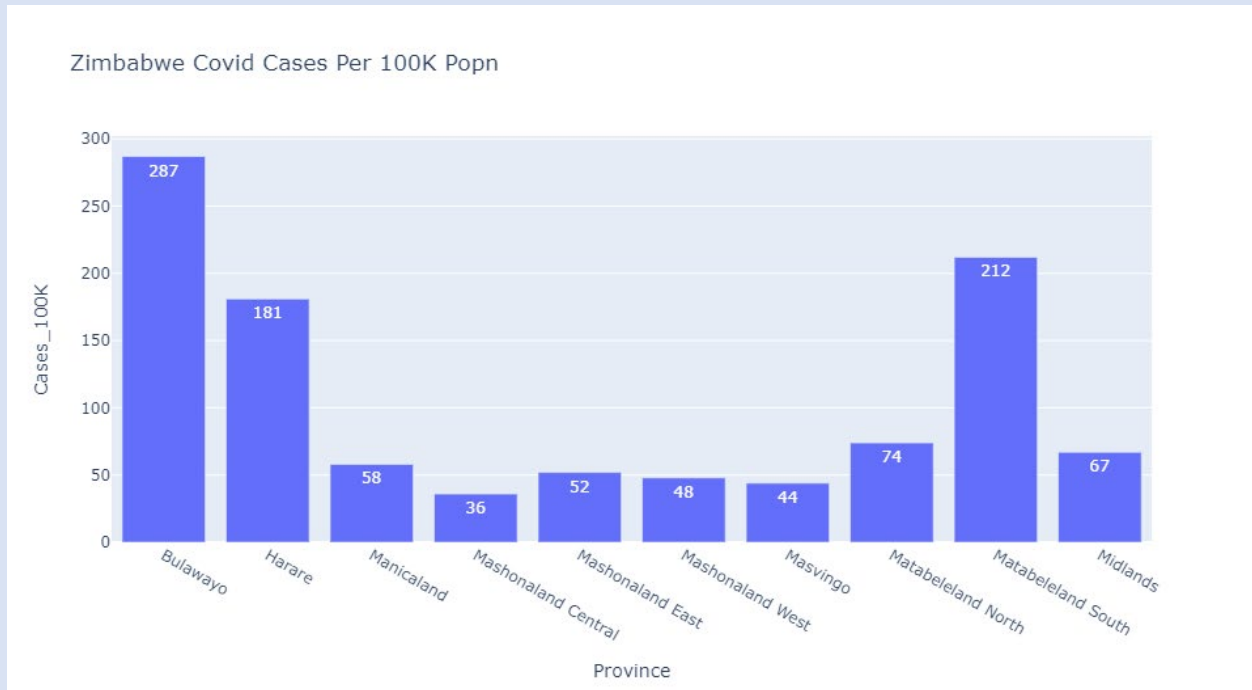


## COMMENTS

- **Mash Cent reported the highest number of cases today (77)**
- **6 COVID-19 deaths were reported today. All 6 deaths had comorbidities. 2 of the deaths occurred at Community level and 4 at institutional.**



## INCIDENCE OF CASES BY PROVINCE

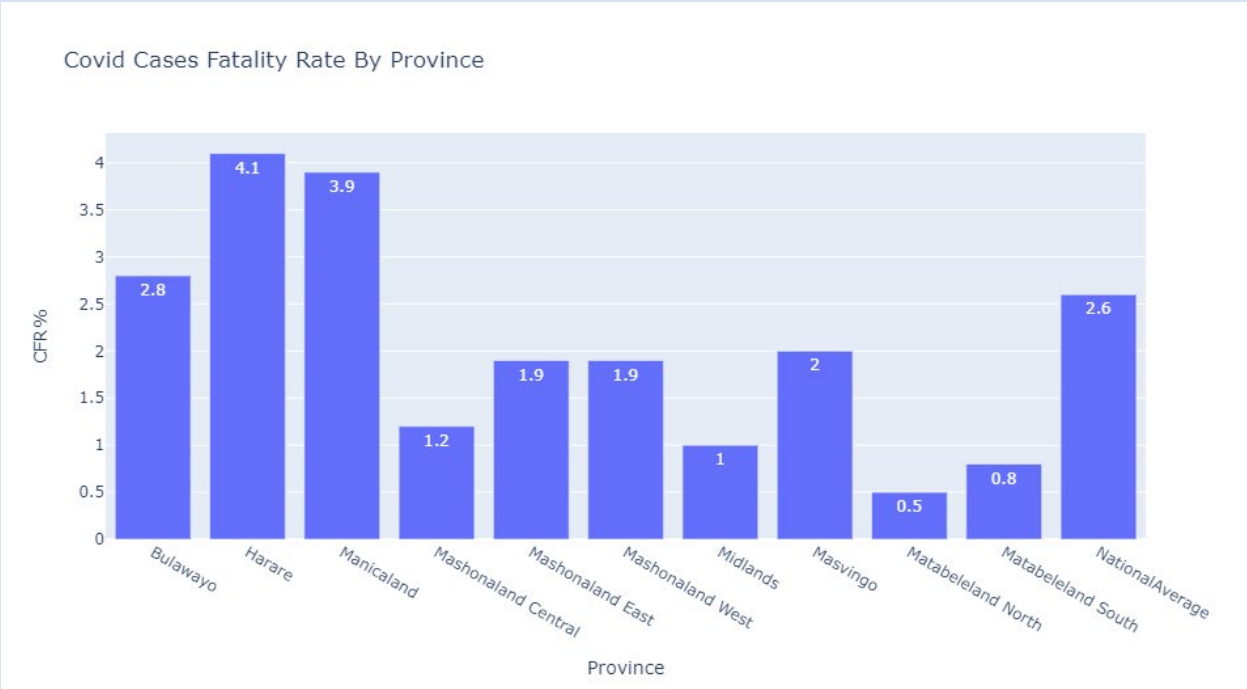


## COMMENTS

- **Bulawayo has the highest incidence per capita followed by Mat South and Harare**
- **Mash Central has the lowest incidence of Covid per capita**



## COVID CASE FATALITY RATIO BY PROVINCE



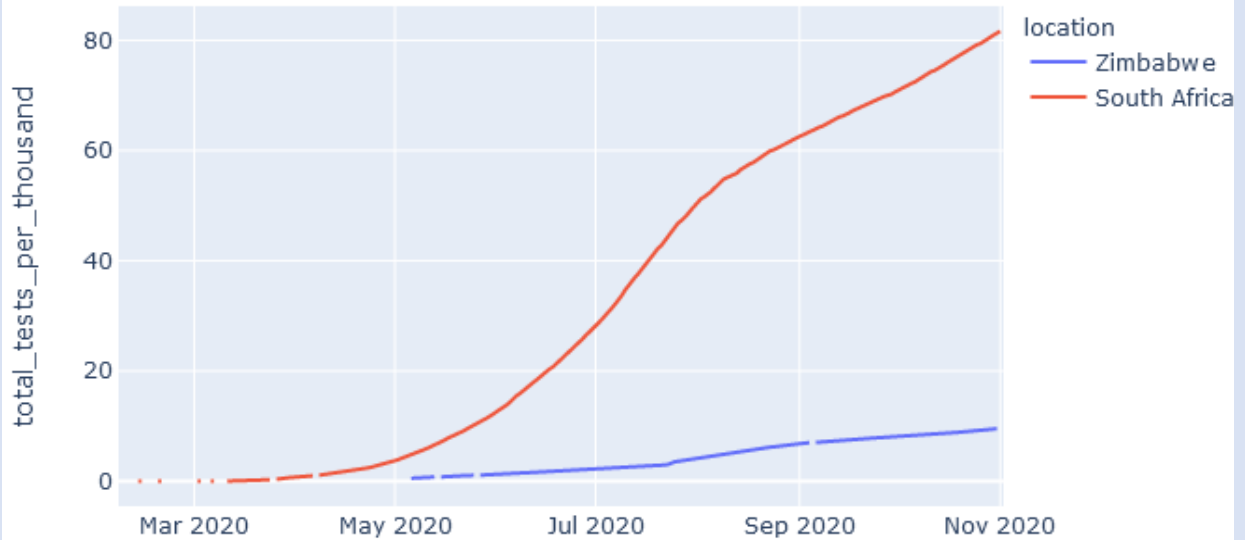
## TESTING DATA

| Test Type | Cumulative |
|-----------|------------|
| PCR       | 220 107    |
| RDT       | 110 869    |

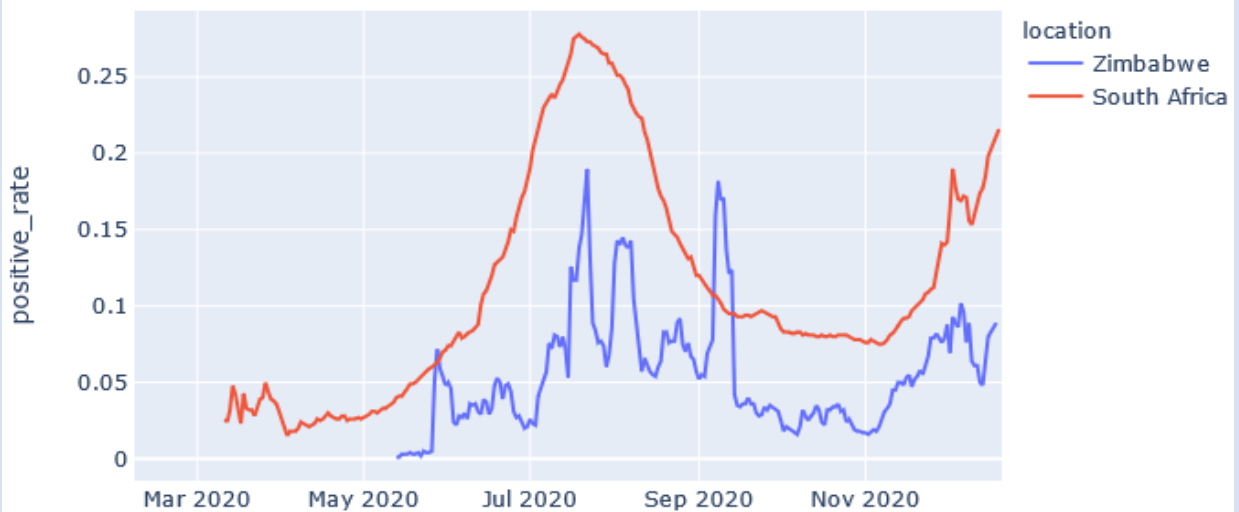


## Testing Trends

### Covid-19 Testing Trends



### Covid 19 Daily Positivity Comparison SA and Zimbabwe



## COMMENTS

- The Daily Positivity Comparison Data is as at 22/12/2020

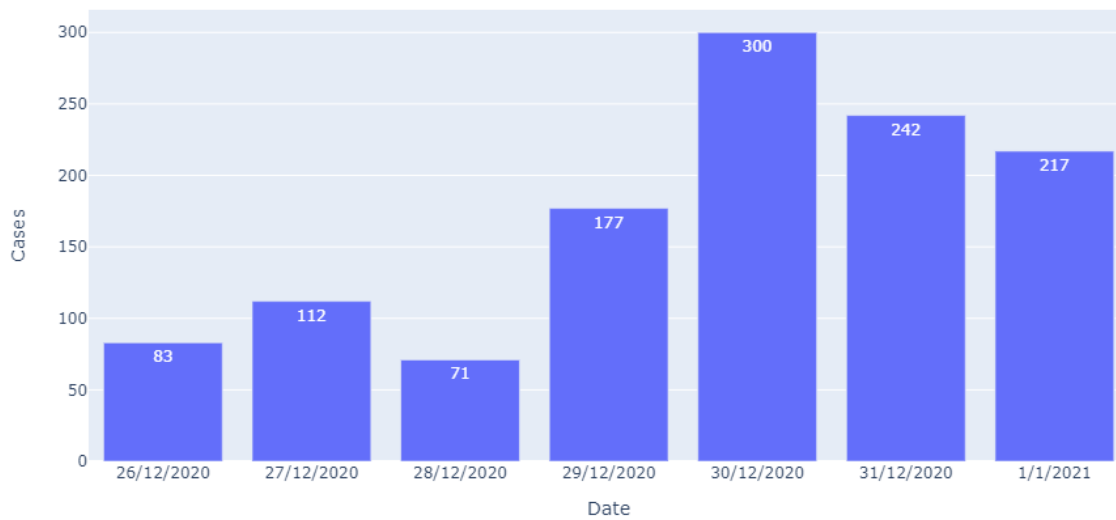
**\*Testing rates data is not available for other SADC countries**



## Regional Analyses

| Country      | Cumulative Cases | Cumulative Deaths |
|--------------|------------------|-------------------|
| Zimbabwe     | 14 084           | 369               |
| South Africa | 1060000          | 27071             |
| Mozambique   | 18642            | 162               |
| Botswana     | 14805            | 40                |
| Namibia      | 23941            | 193               |
| Eswatini     | 9358             | 167               |
| Zambia       | 20725            | 384               |

Zimbabwe Covid\_19 Cases in the Last Seven Days

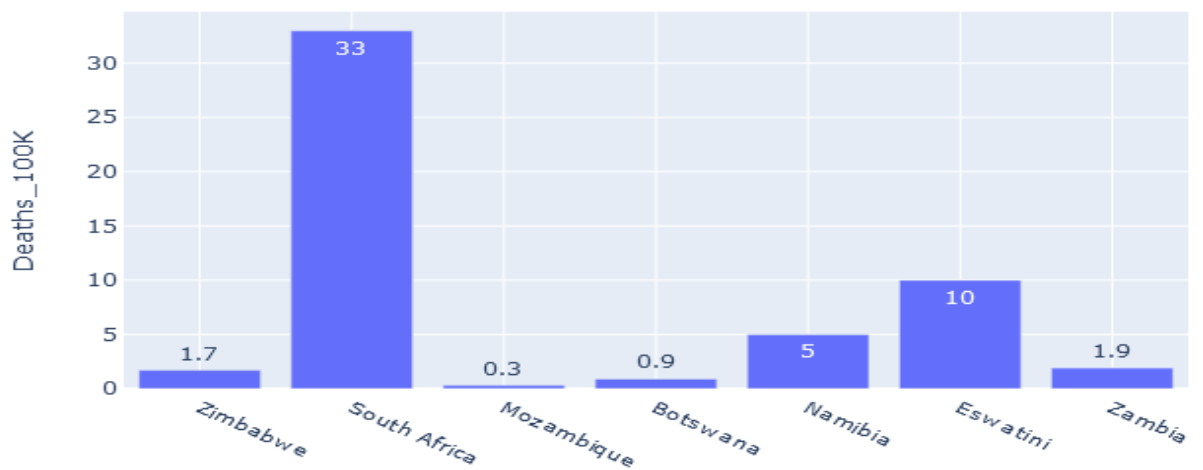




### SADC Covid Cases Per 100K Population



### SADC Covid Deaths Per 100K Population



### COMMENTS

- SA has now surpassed **1 000 000** cases and has the highest cases and deaths per capita in the SADC region

