

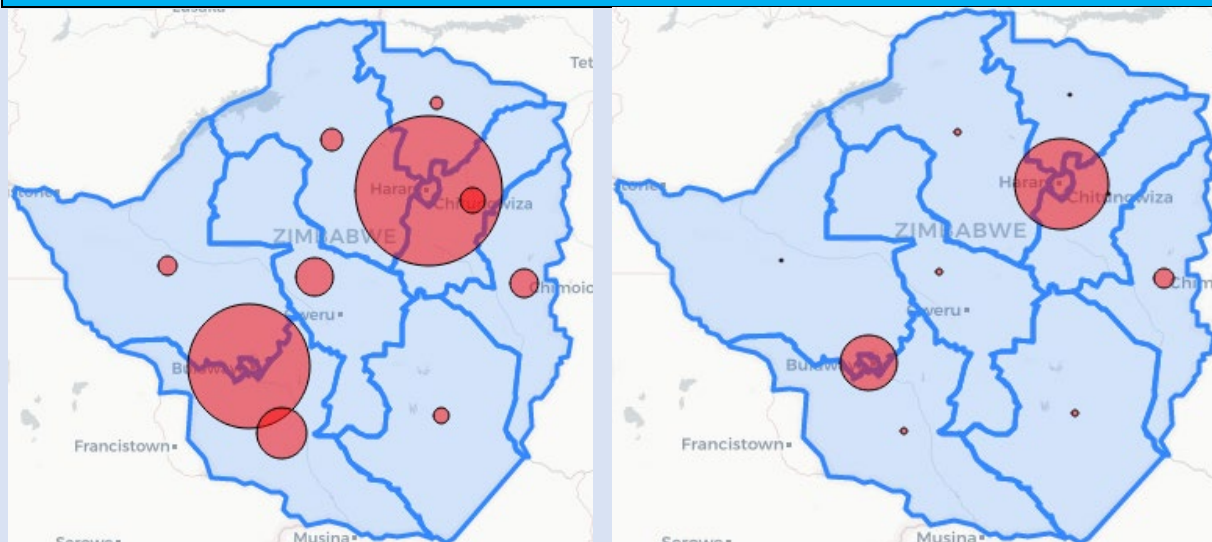


Zimbabwe Covid-19 SitRep 03/01/2021

HIGHLIGHTS TODAY

- **774** New Cases and **3** Deaths reported in the last 24 hours. (7 day rolling average* for new cases further spikes to **312** from **218** yesterday).
- All **774** are local cases : **571** from Harare alone (Deaths reported by Bulawayo, Manicaland and Mash East)
- **3313** PCR tests done today (Positivity today was **23%**)
- **211** new recoveries reported: National Recovery rate stands at **76%** and Active cases go up to **3311** today
- As of 3 January 2021, Zimbabwe has now recorded **15265** Cases **11574** recoveries and **380** Deaths.

CASES AND DEATHS DISTRIBUTION

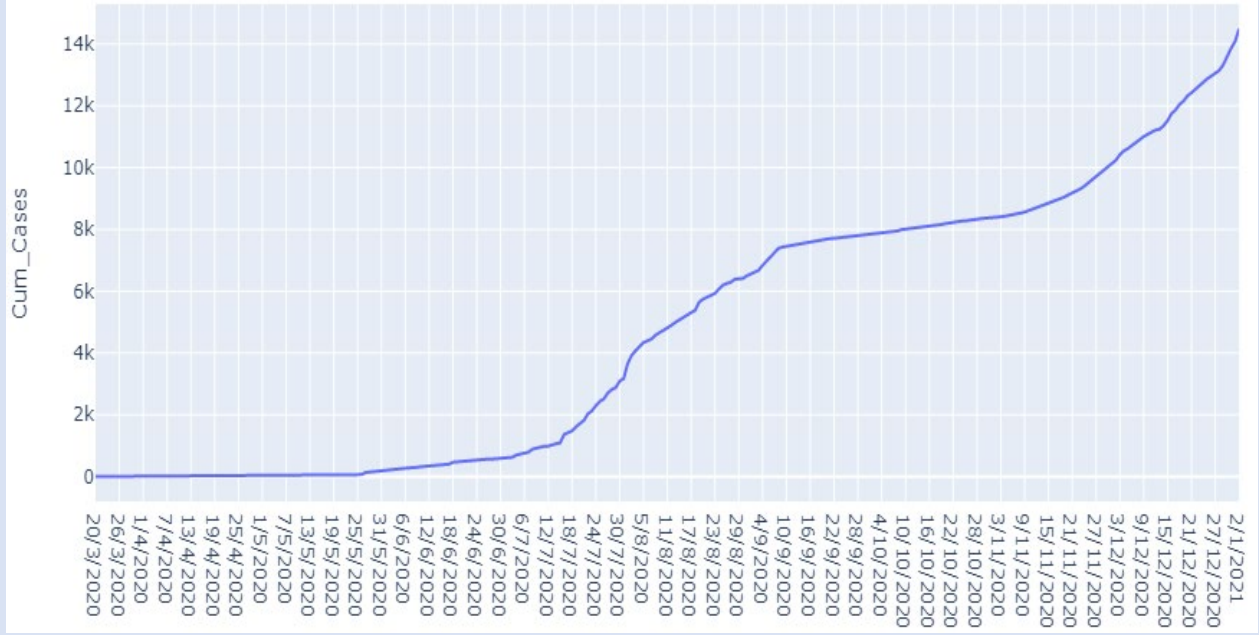


Province	PCR Tests	Cum Cases (New)	Recovered Cases (New)	Active Cases	Deaths (New)
Bulawayo	90	3561(41)	3070(20)	393	98(1)
Harare	3030	4631(571)	3154(0)	1313	164(0)
Manicaland	15	1081(28)	738(26)	302	41(1)
Mash Cent	65	531(20)	284(0)	241	6(0)
Mash East	29	769(24)	583(0)	171	15(1)
Mash West	29	741(10)	628(0)	99	14(0)
Midlands	12	1129(3)	1031(114)	87	11(0)
Masvingo	32	759(55)	608(51)	135	16(0)
Mat North	11	592(22)	488(0)	101	3(0)
Mat South	0	1471(0)	990(0)	469	12(0)
Total	3313	15265(774)	11574(211)	3311	380(3)

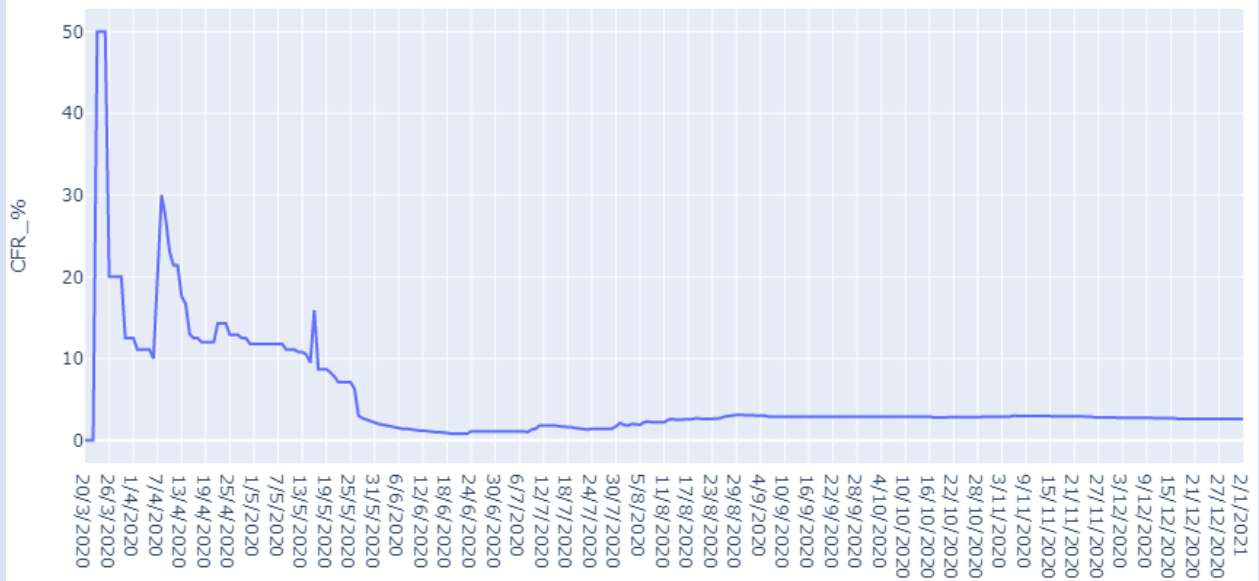
*Provinces with new cases but zero PCR tests conducted respectively received results from NMRL,NTBRL and Lancet



Zimbabwe Covid-19 Cumulative Cases



Zimbabwe Covid-19 Case Fatality Ratio



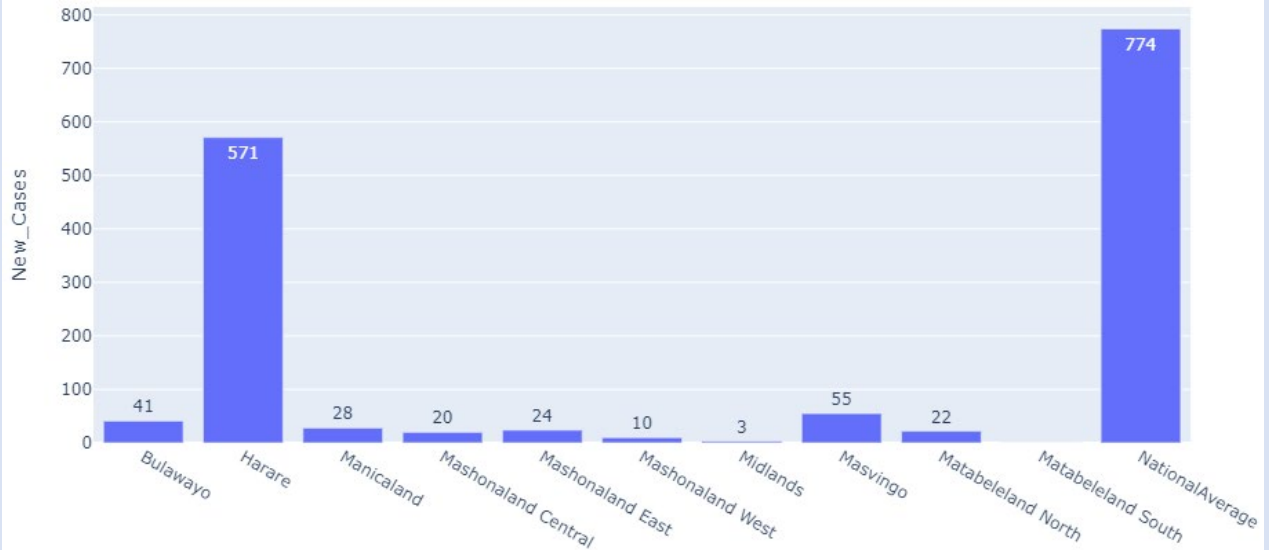
COMMENTS

- Cumulative cases curve spiking
- National Case fatality Rate now stands at **2.5 %** as at 3/1/21

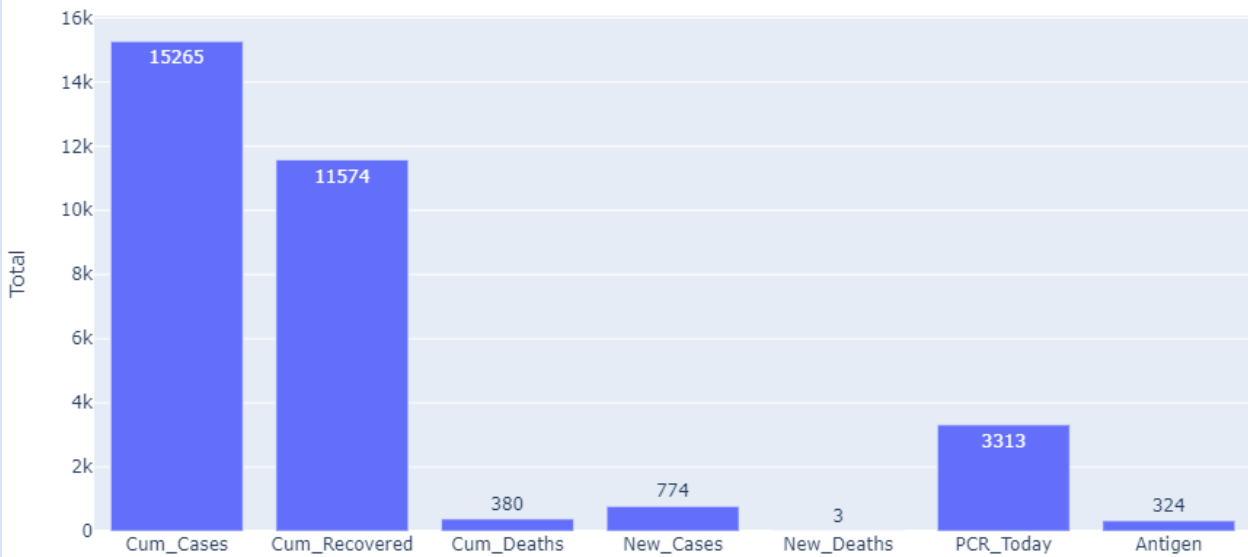


CASES ANALYTICS

New Cases Today



Covid Cases Profile

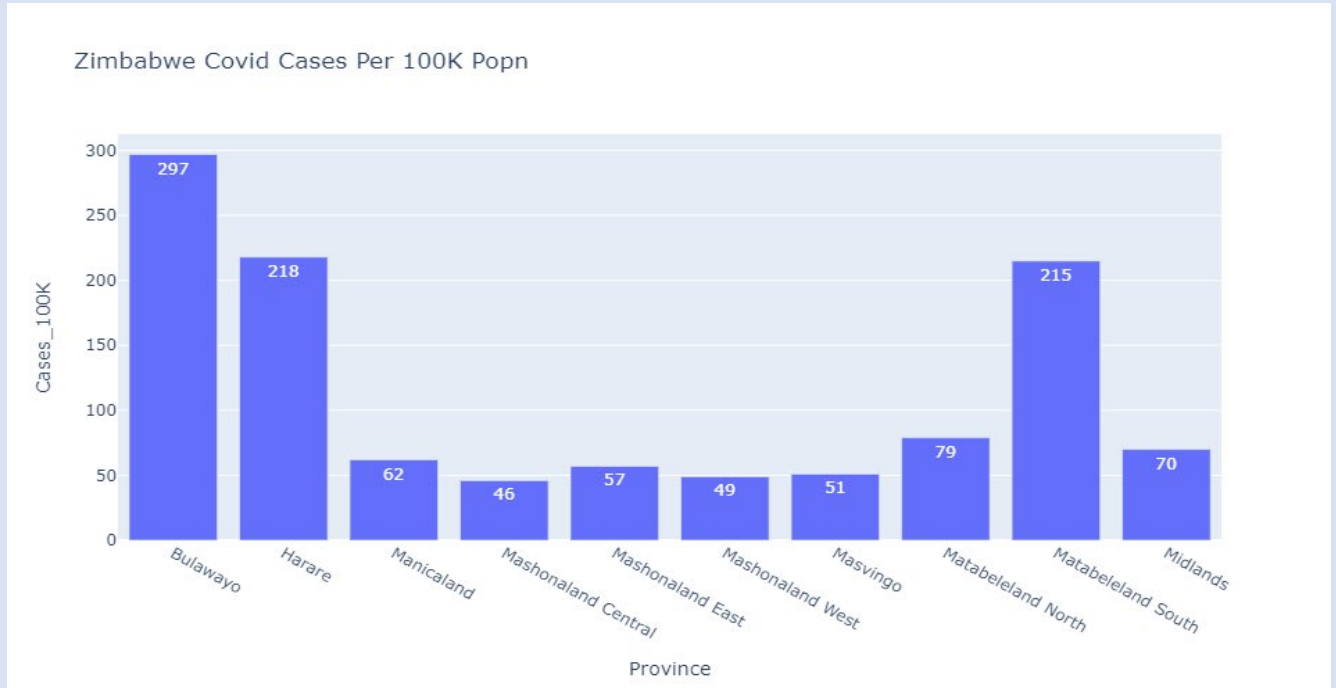


COMMENTS

- Harare reported the highest number of cases today (**571**)
- **3** COVID-19 deaths were reported today. 2 deaths had comorbidities. 1 of the deaths occurred at Community level and 2 at institutional.



INCIDENCE OF CASES BY PROVINCE

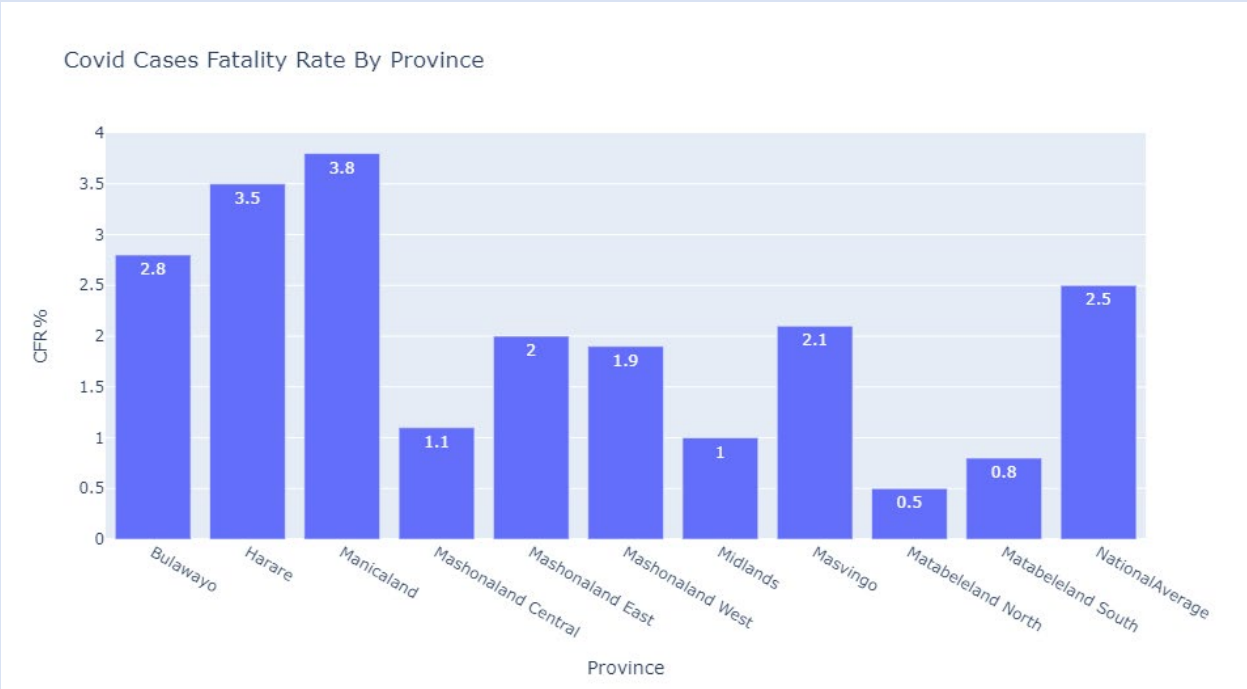


COMMENTS

- **Bulawayo has the highest incidence per capita followed by Mat South and Harare**
- **Mash Central has the lowest incidence of Covid per capita**



COVID CASE FATALITY RATIO BY PROVINCE



TESTING DATA

Test Type	Cumulative
PCR	225 254
RDT	110 869

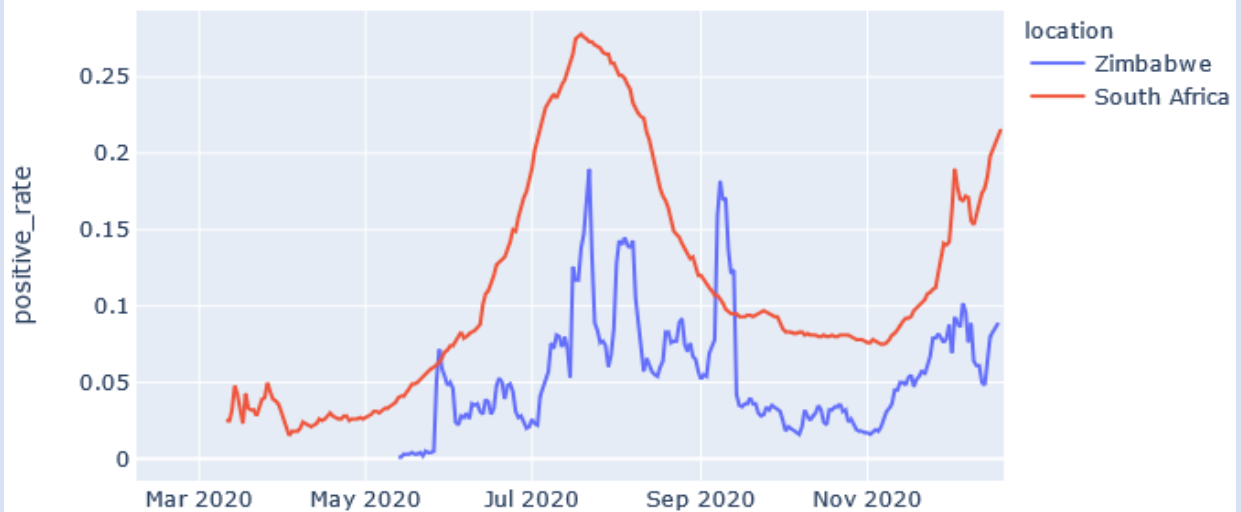


Testing Trends

Covid-19 Testing Trends



Covid 19 Daily Positivity Comparison SA and Zimbabwe



COMMENTS

- The Daily Positivity Comparison Data is as at 22/12/2020

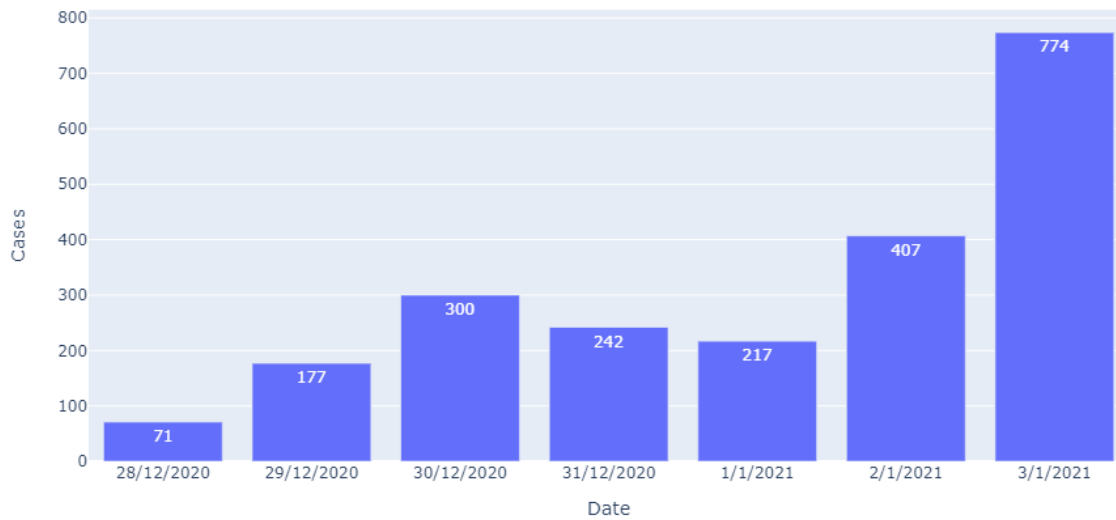
***Testing rates data is not available for other SADC countries**



Regional Analyses

Country	Cumulative Cases	Cumulative Deaths
Zimbabwe	15265	380
South Africa	1088889	27071
Mozambique	18794	162
Botswana	14805	40
Namibia	24545	193
Eswatini	9482	167
Zambia	20997	384

Zimbabwe Covid_19 Cases in the Last Seven Days

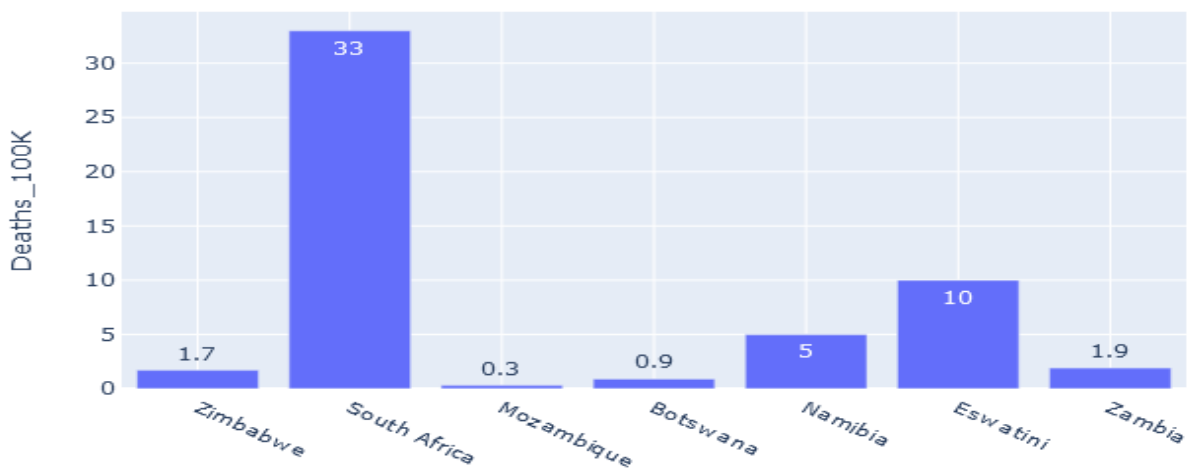




SADC Covid Cases Per 100K Population



SADC Covid Deaths Per 100K Population



COMMENTS

- SA has now surpassed **1 000 000** cases and has the highest cases and deaths per capita in the SADC region

