

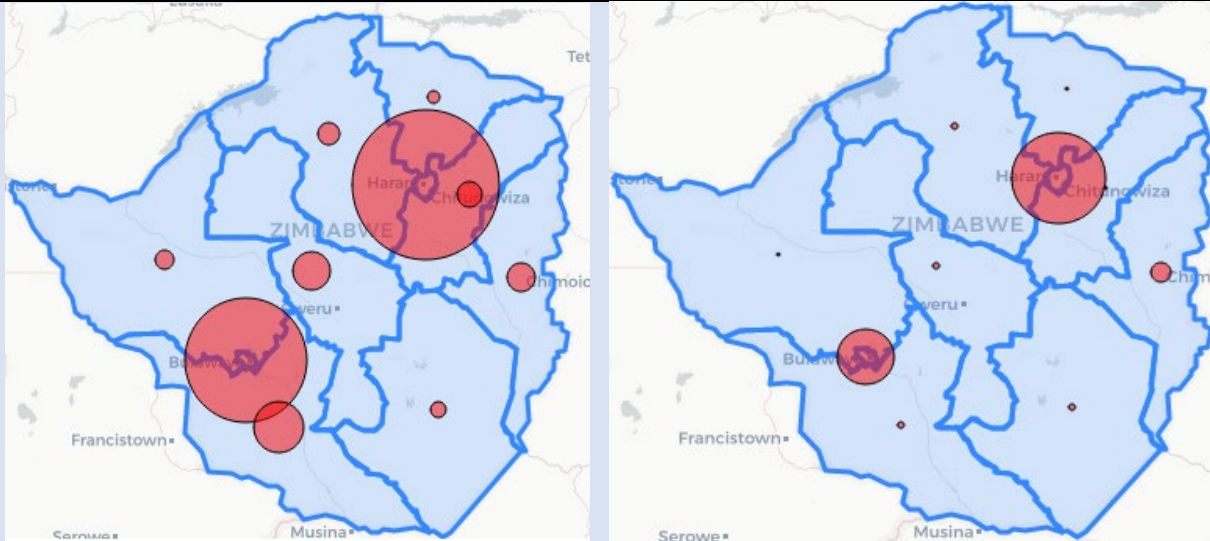


## Zimbabwe Covid-19 SitRep 10/03/2021

### HIGHLIGHTS TODAY

- **20** New Cases (all local) and **No** Deaths reported in the last 24 hours. (7 day rolling average\* for new cases *falls to 23 today from 25 yesterday* ).
- Vaccination of frontline workers continues in static sites in all the provinces to reach the targets as **140** were vaccinated today (As at 1600hrs) bringing cumulative vaccinated to **35 901**.
- As of 09 March 2021, @1500hrs there were **122** hospitalised cases: Asymptomatic **76**, mild to moderate **24**, severe **19** and **3** in Intensive Care Units
- **2164** tests done today (Positivity today was **0.9%**)
- **34** new recoveries reported: National Recovery rate stands at **93.4%** and Active cases go down to **899** today.
- As of 10 March 2021, Zimbabwe has now recorded **36 341** Cases **33953** recoveries and **1489** Deaths.

### CASES AND DEATHS DISTRIBUTION

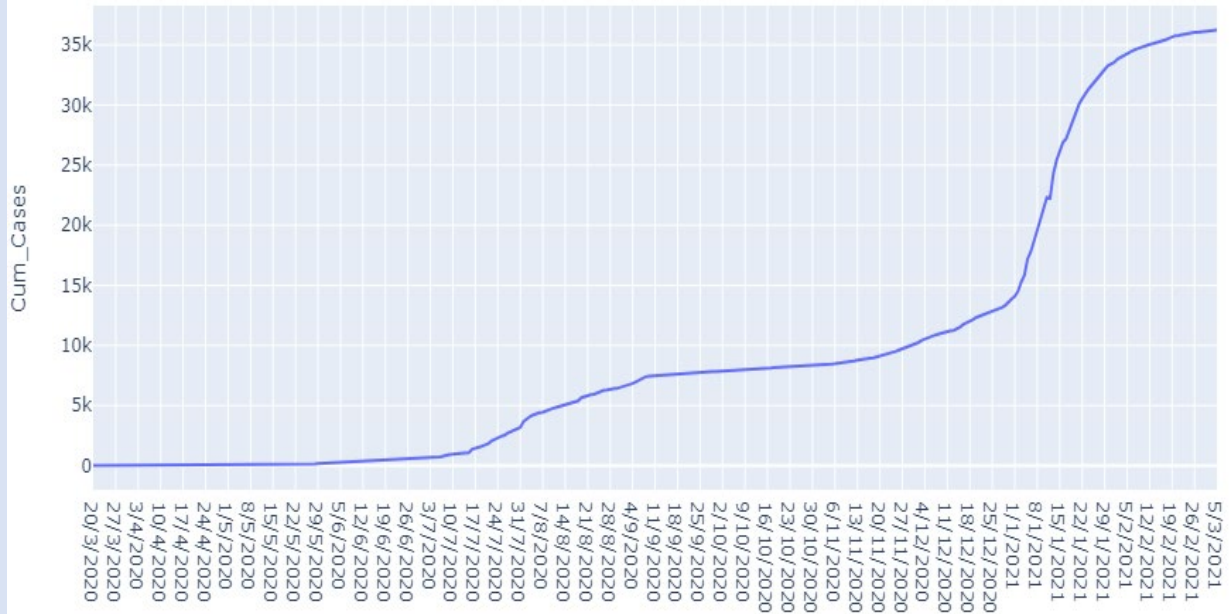


Province	PCR Tests + Ag	Cum Cases (New)	Recovered Cases (New)	Active Cases	Deaths (New)
Bulawayo	307	5313(5)	5097(0)	11	205(0)
Harare	1019	12834(8)	11765(13)	490	579(0)
Manicaland	263	3740(4)	3427(0)	121	192(0)
Mash Cent	158	1676(0)	1583(0)	10	83(0)
Mash East	28	2551(1)	2424(6)	11	116(0)
Mash West	55	2040(0)	1891(14)	14	132(0)
Midlands	43	2416(0)	2334(0)	17	65(0)
Masvingo	158	2349(2)	2264(0)	19	66(0)
Mat North	107	1229(0)	1031(0)	182	16(0)
Mat South	26	2193(0)	2137(1)	24	32(0)
<b>Total</b>	<b>2164</b>	<b>36341(20)</b>	<b>33953(34)</b>	<b>899</b>	<b>1489(0)</b>

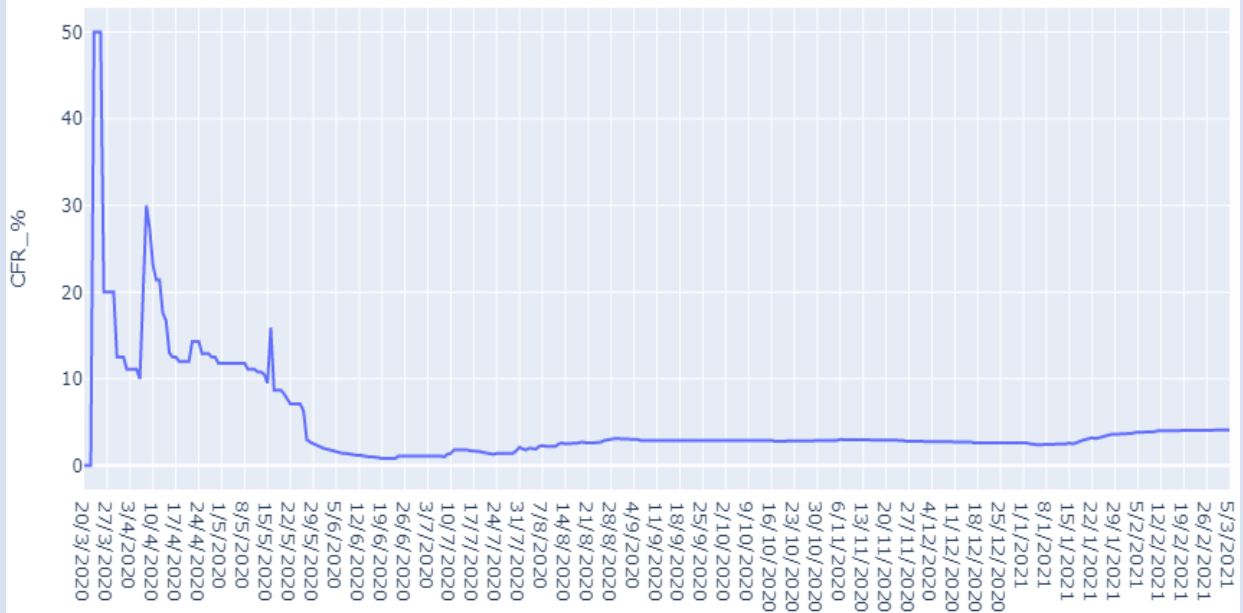
\*Provinces with new cases but zero PCR tests conducted respectively received results from NMRL,NTBRL and Pvt Labs



Zimbabwe Covid-19 Cumulative Cases



Zimbabwe Covid-19 Case Fatality Ratio



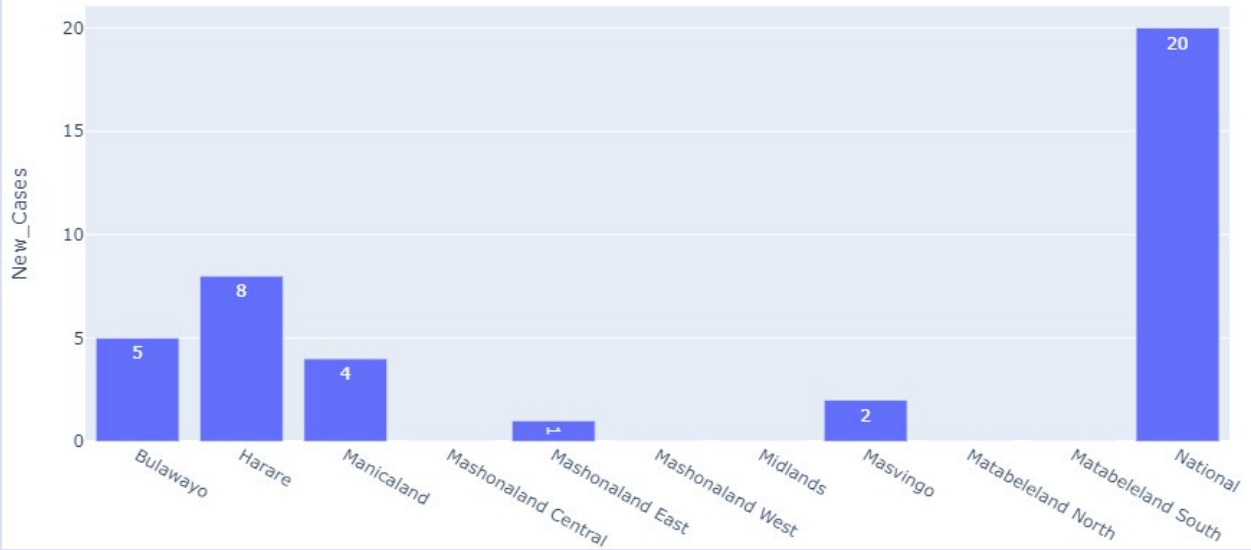
## COMMENTS

- Cumulative cases curve flattening
- National Case fatality Rate now stands at **4.1 %** as at 10/3/21

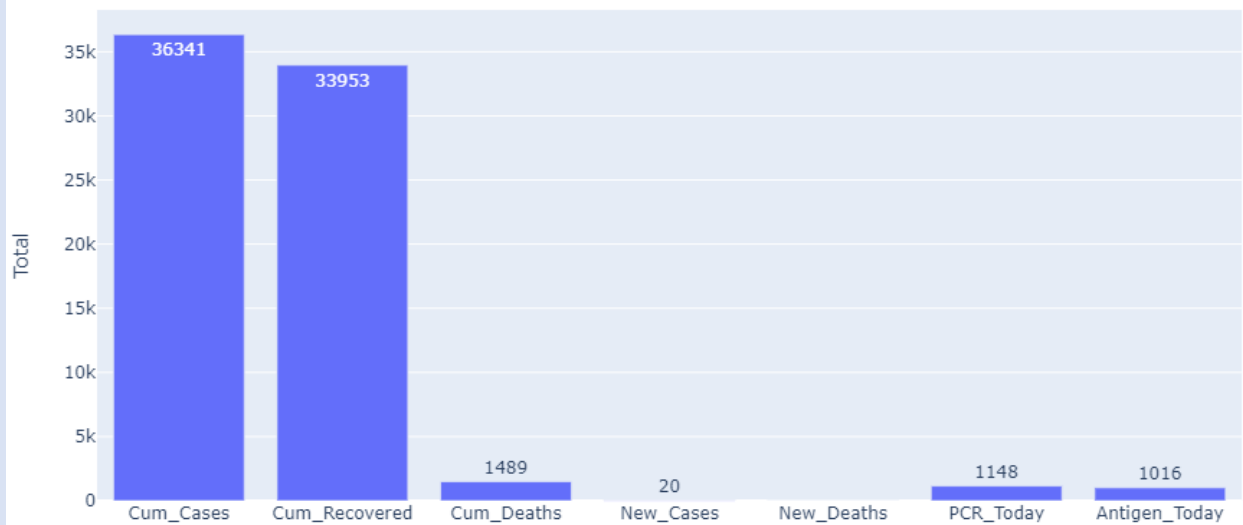


## CASES ANALYTICS

### New Cases Today



### Covid Cases Profile

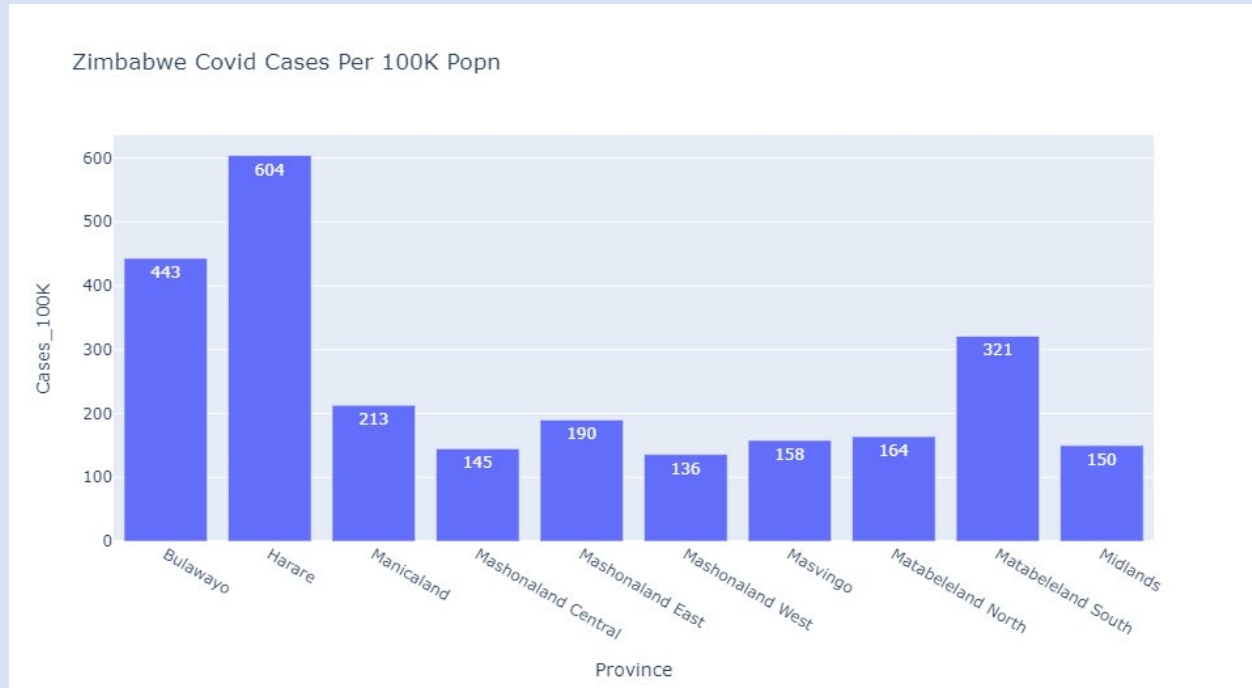


## COMMENTS

- Harare reported the highest number of cases today (8)
- No deaths were reported today .



## INCIDENCE OF CASES BY PROVINCE



## COMMENTS

- Harare has the highest incidence per capita followed by Bulawayo and Mat South
- Mash Central and Mash West have the lowest incidence of Covid per capita



## COVID CASE FATALITY RATIO BY PROVINCE

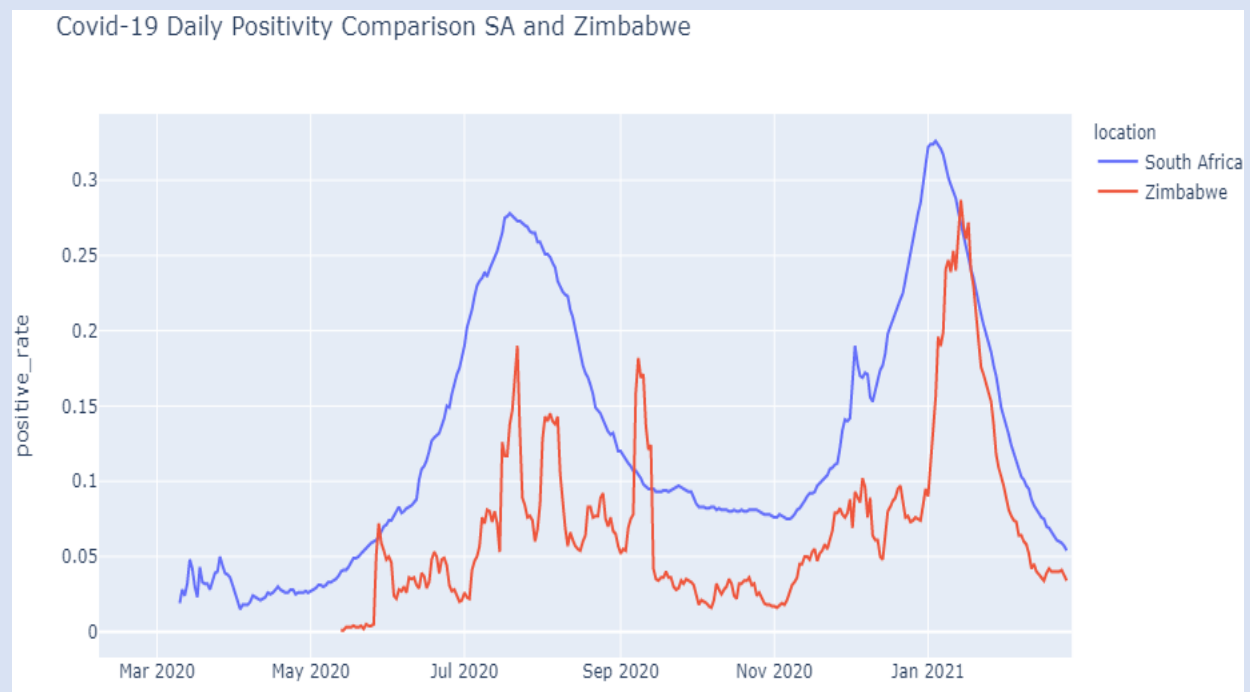
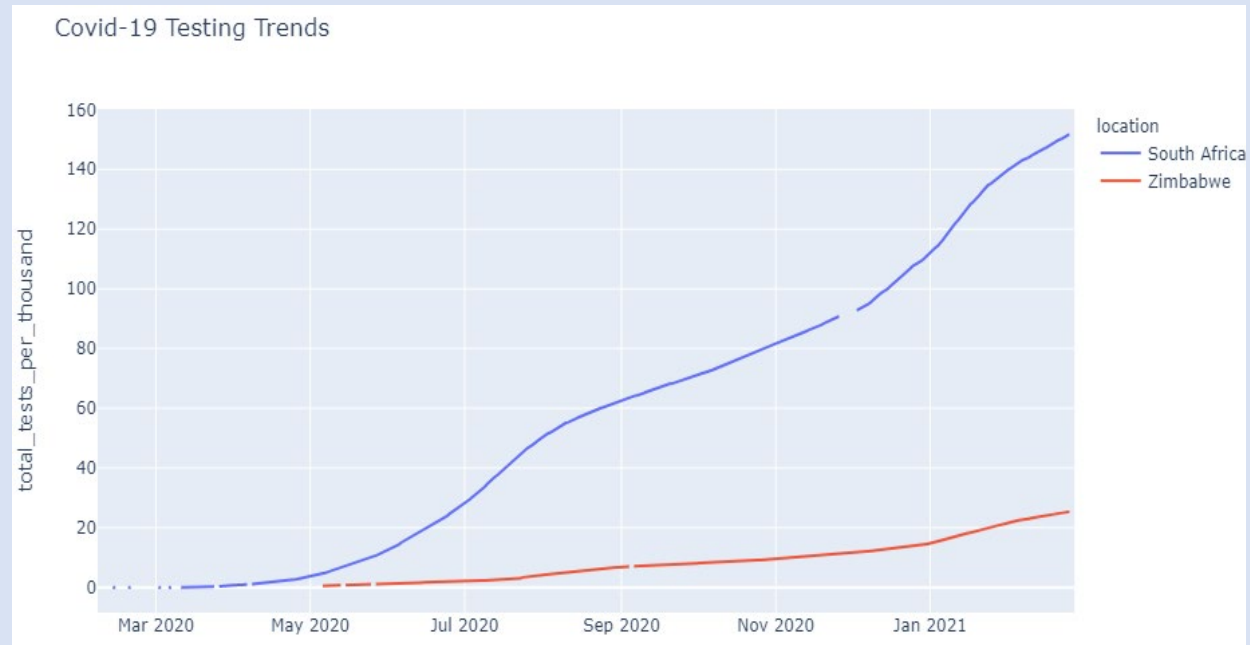


## TESTING DATA

Test Type	Cumulative
PCR	341 536
RDT	111 010
Antigen	73 212



## Testing Trends



### COMMENTS

- The Daily Positivity Comparison Data is as at 25/02/2021

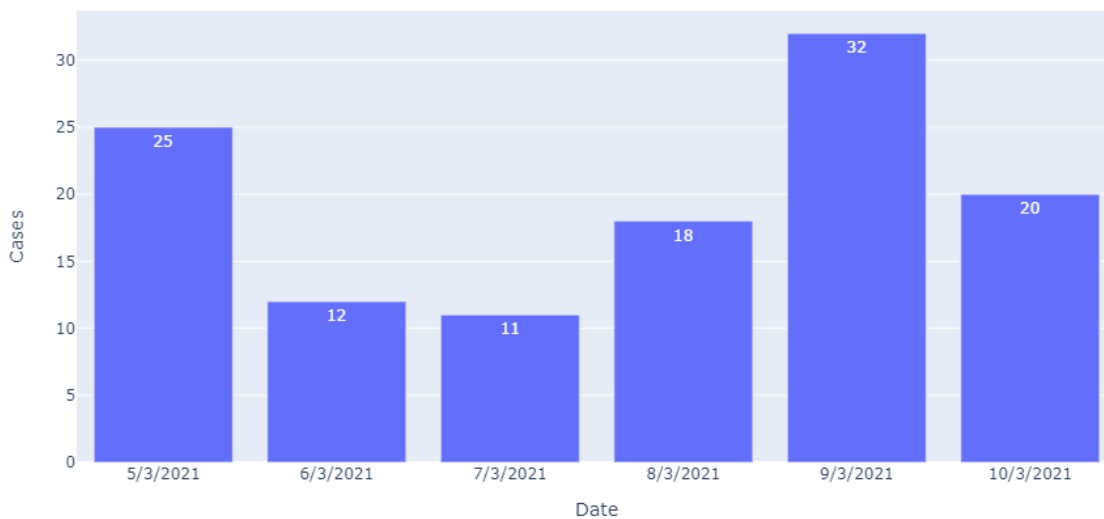
**\*Testing rates data is not available for other SADC countries**



## Regional Analyses

Country	Cumulative Cases	Cumulative Deaths
Botswana	31 746	226
Eswatini	17184	637
Mozambique	62520	561
Namibia	40030	394
South Africa	1 522 697	50906
Zambia	82421	983
Zimbabwe	36 341	1489

Zimbabwe Covid\_19 Cases in the Last Seven Days

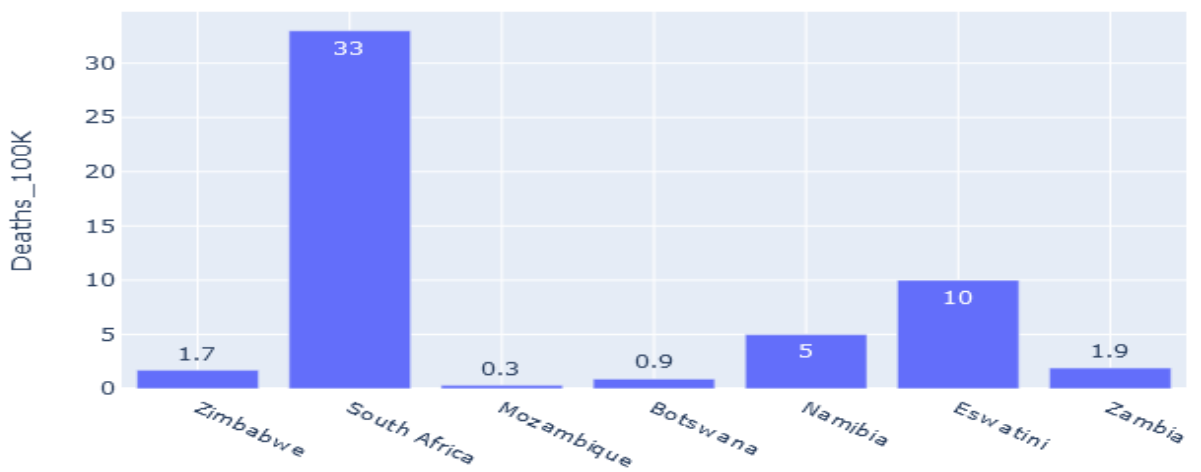




### SADC Covid Cases Per 100K Population



### SADC Covid Deaths Per 100K Population



### COMMENTS

- SA has now surpassed **1 500 000** cases and has the highest cases and deaths per capita in the SADC region

