

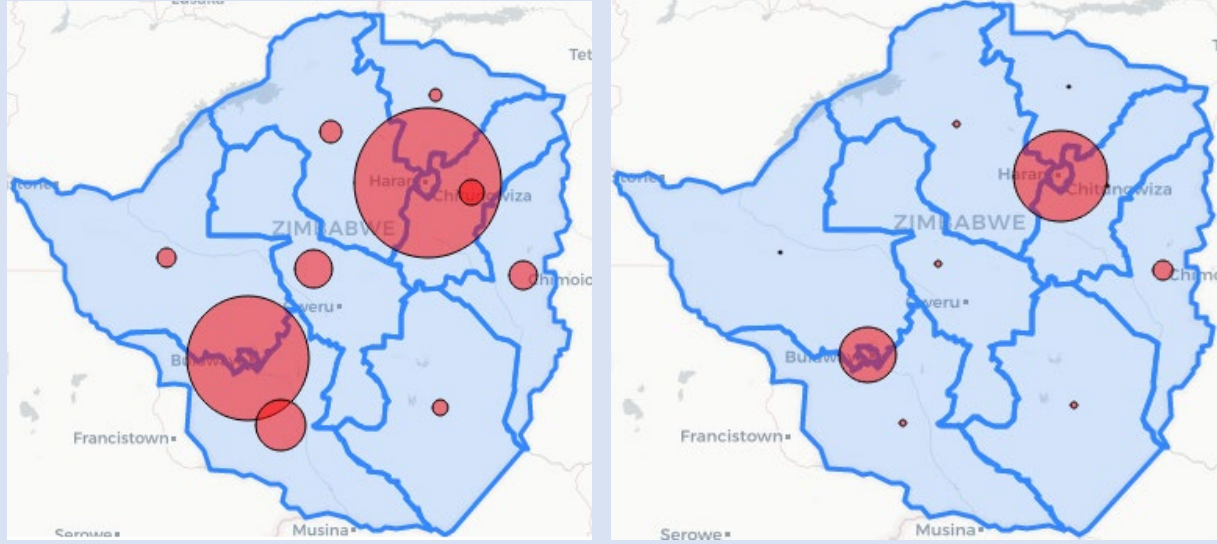


Zimbabwe Covid-19 SitRep 20/03/2021

HIGHLIGHTS TODAY

- **10** New Cases (*All local*) and **No** Death reported in the last 24 hours. (*7 day rolling average* for new cases falls to 27 today from 33 yesterday*).
- Vaccination of frontline workers continues in static sites in all the provinces to reach the targets as **523** were vaccinated (*As@1600hrs today*) bringing cumulative vaccinated to **42 210**.
- *As of 19 March 2021, @1500hrs there were 51 hospitalised cases: Asymptomatic 7, mild to moderate 31, severe 9 and 4 in Intensive Care Units.*
- **744** tests done today (*Positivity today was 1.3%*)
- **8** new recoveries reported: National Recovery rate stands at **93.4%** and Active cases go up to **895** today.
- As of 20 March 2021, Zimbabwe has now recorded **36 662** Cases **34257** recoveries and **1510** Deaths.

CASES AND DEATHS DISTRIBUTION

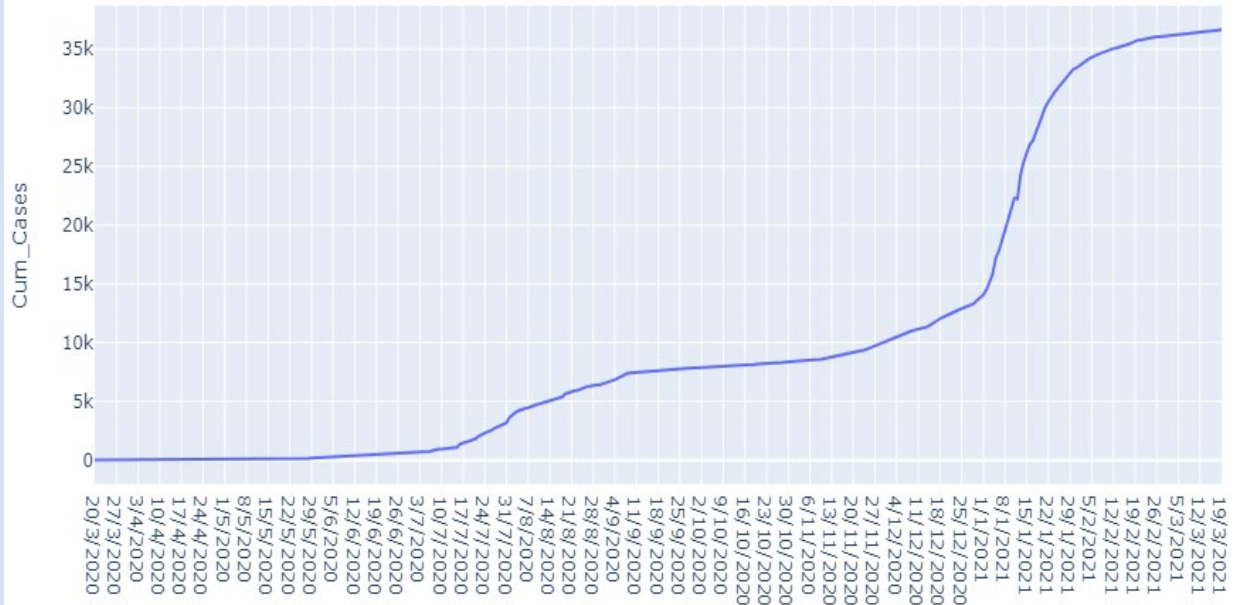


Province	PCR Tests + Ag	Cum Cases (New)	Recovered Cases (New)	Active Cases	Deaths (New)
Bulawayo	32	5417(5)	5111(0)	98	208(0)
Harare	417	12900(2)	11872(3)	440	588(0)
Manicaland	31	3764(0)	3514(0)	57	193(0)
Mash Cent	19	1694(0)	1594(1)	15	85(0)
Mash East	10	2555(0)	2432(2)	7	116(0)
Mash West	0	2049(1)	1894(0)	19	136(0)
Midlands	37	2439(0)	2357(0)	12	70(0)
Masvingo	76	2367(0)	2282(0)	19	66(0)
Mat North	56	1258(0)	1038(0)	204	16(0)
Mat South	66	2219(2)	2163(2)	24	32(0)
Total	744	36662(10)	34257(8)	895	1510(0)

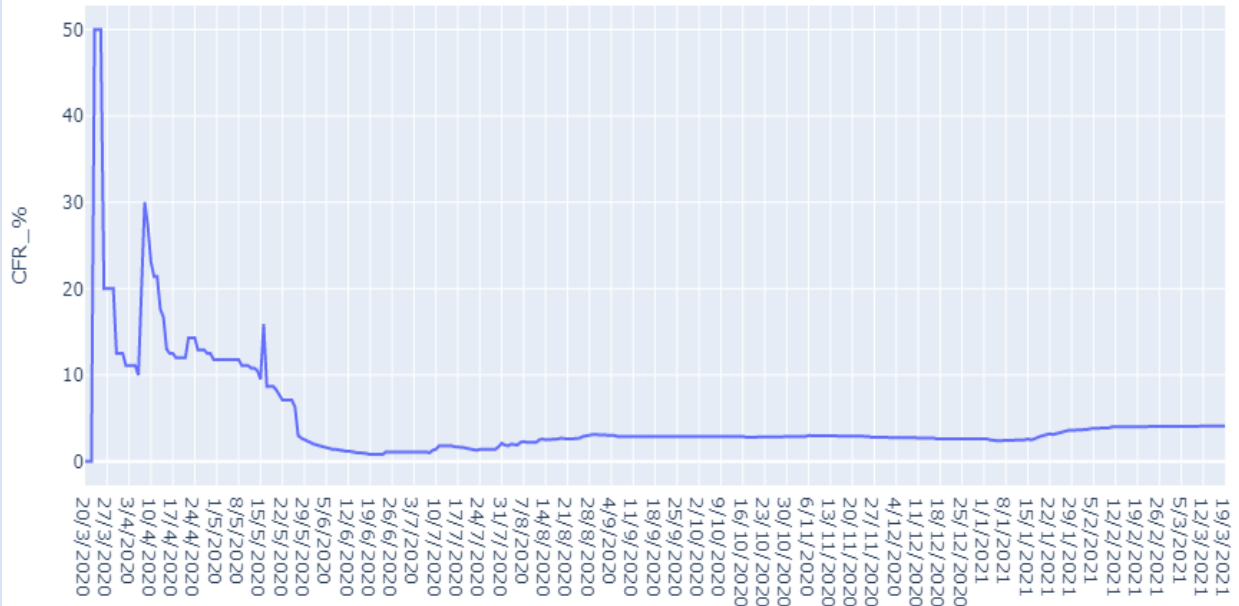
*Provinces with new cases but zero PCR tests conducted respectively received results from NMRL,NTBRL&Pvt Labs



Zimbabwe Covid-19 Cumulative Cases



Zimbabwe Covid-19 Case Fatality Ratio



COMMENTS

- Cumulative cases curve flattening
- National Case fatality Rate now stands at **4.1 %** as at 20/3/21

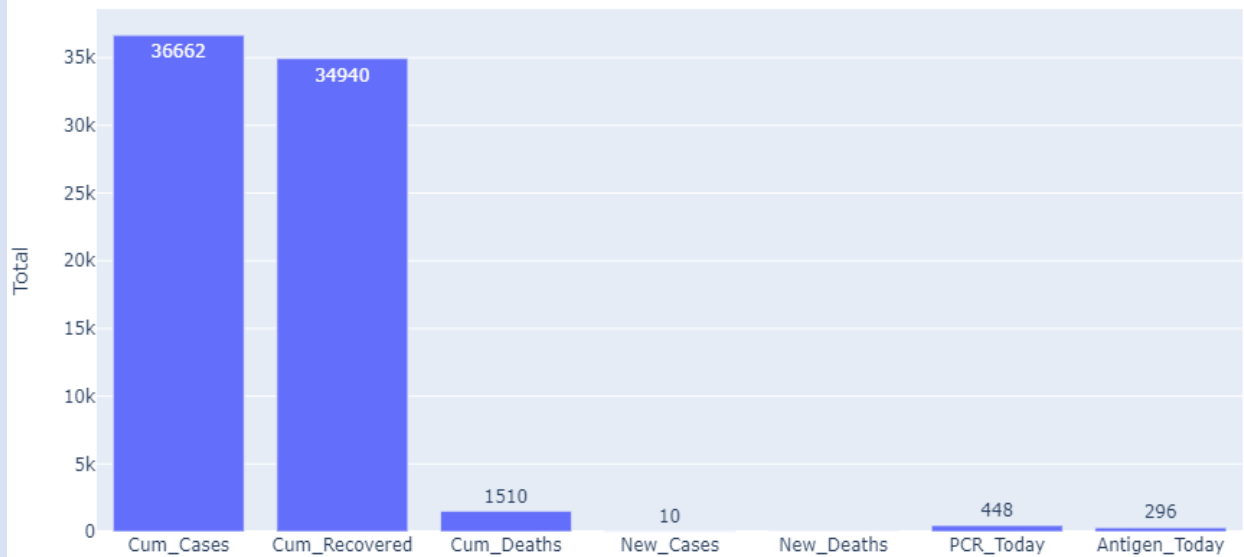


CASES ANALYTICS

New Cases Today



Covid Cases Profile

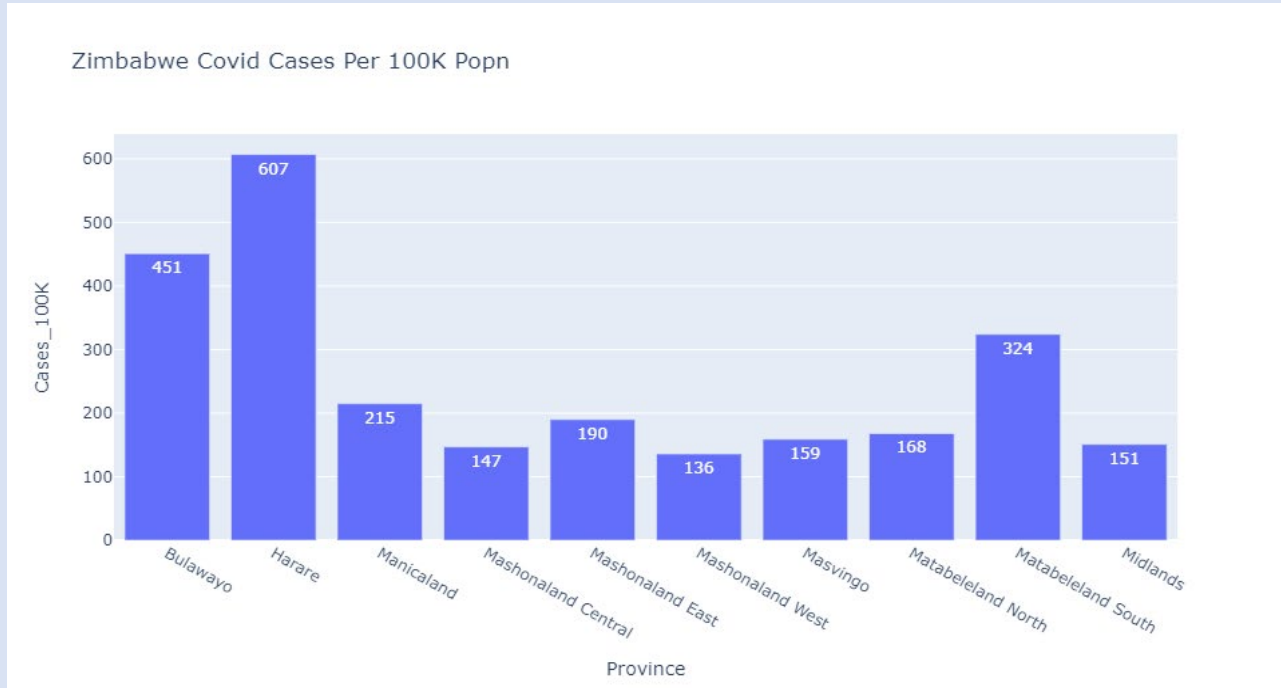


COMMENTS

- **Bulawayo reported the highest number of cases today (5).**
- **No death was reported today.**



INCIDENCE OF CASES BY PROVINCE

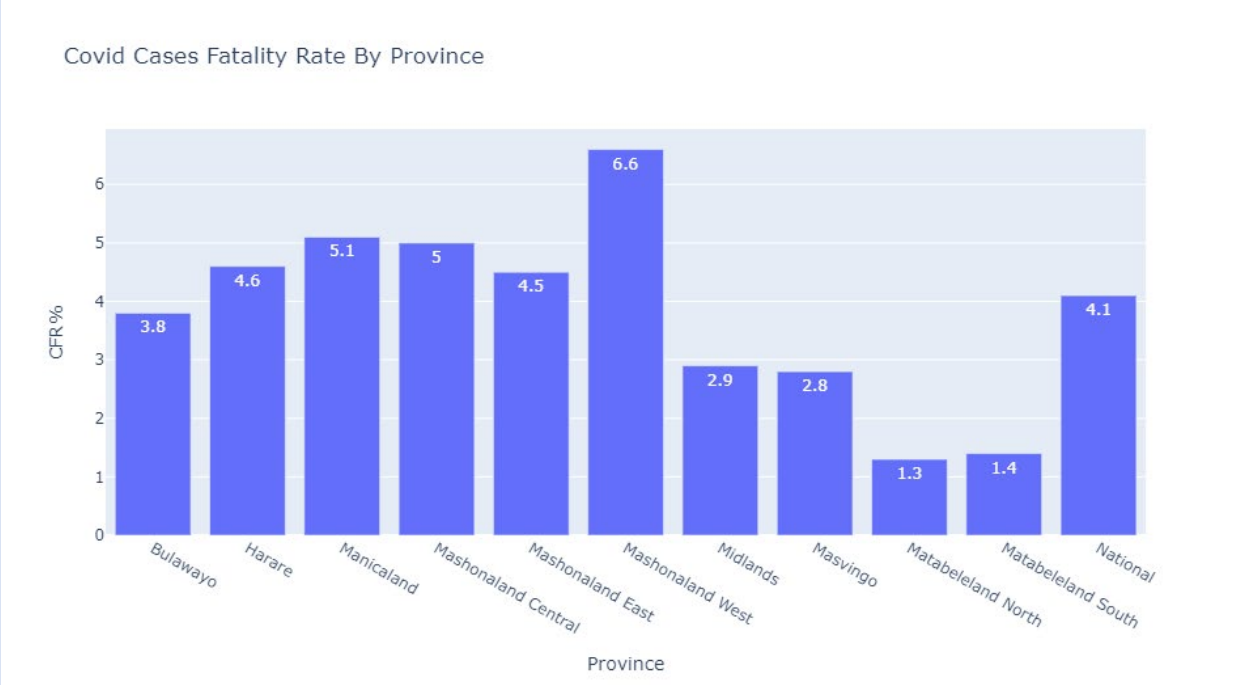


COMMENTS

- Harare has the highest incidence per capita followed by Bulawayo and Mat South
- Mash Central and Mash West have the lowest incidence of Covid per capita



COVID CASE FATALITY RATIO BY PROVINCE

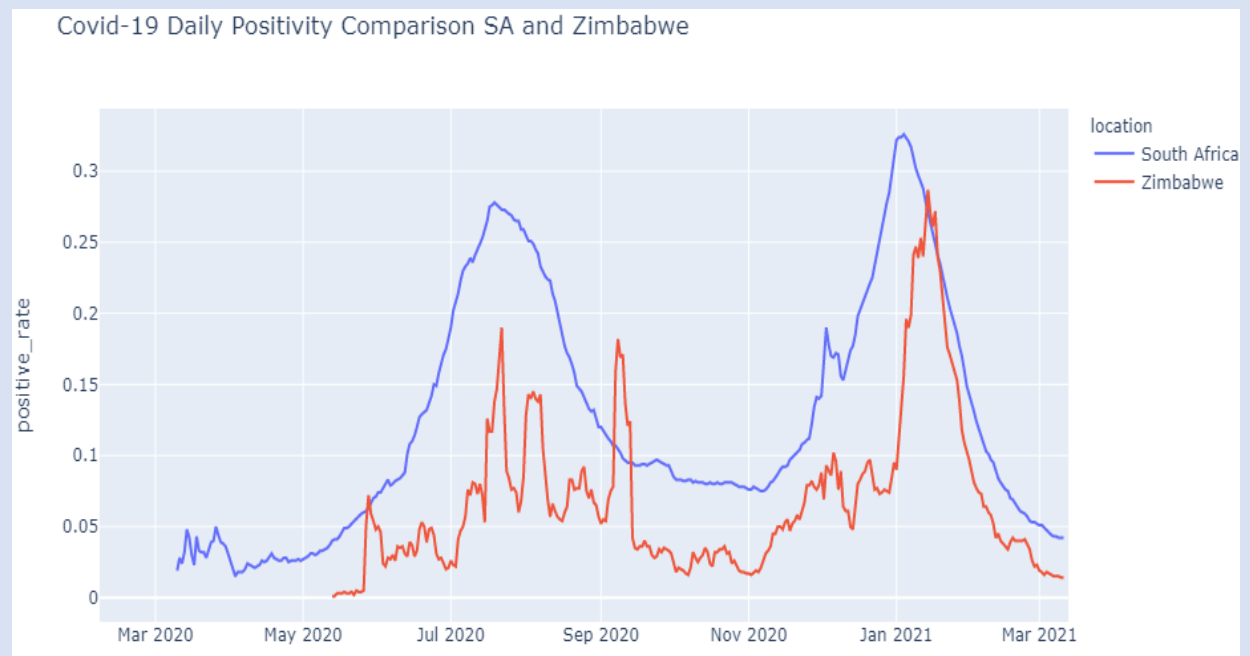
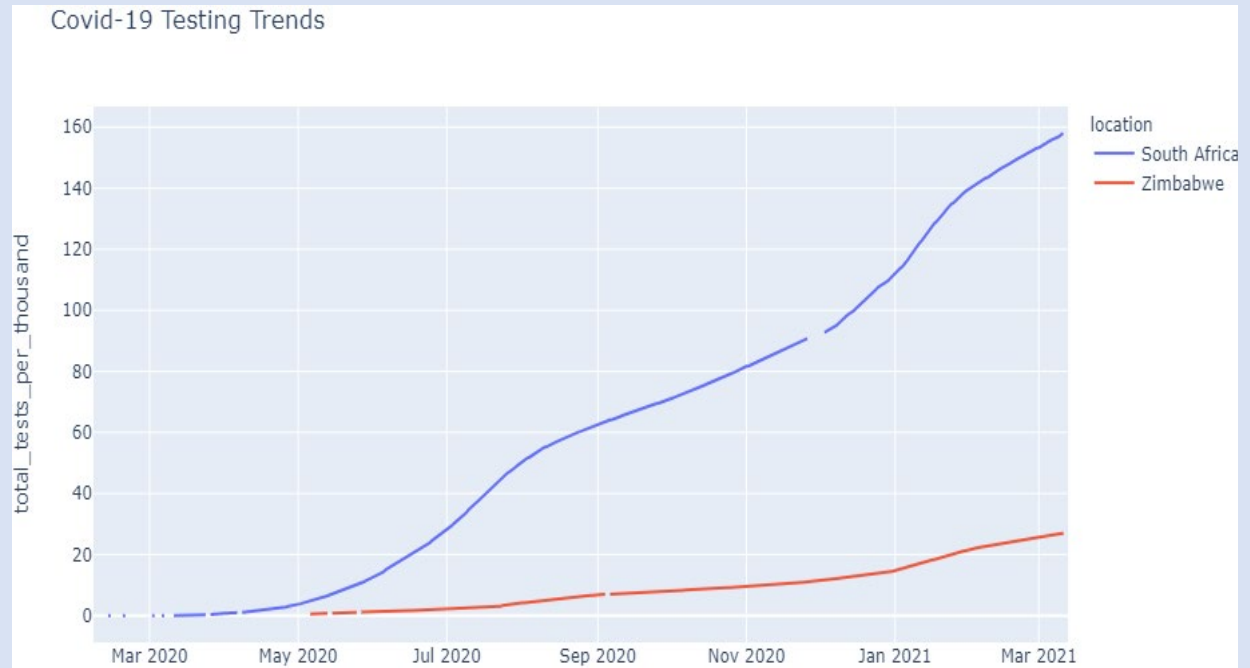


TESTING DATA

Test Type	Cumulative
PCR	350 797
RDT	111 010
Antigen	80 305



Testing Trends



COMMENTS

- The Daily Positivity Comparison Data is as at 11/03/2021

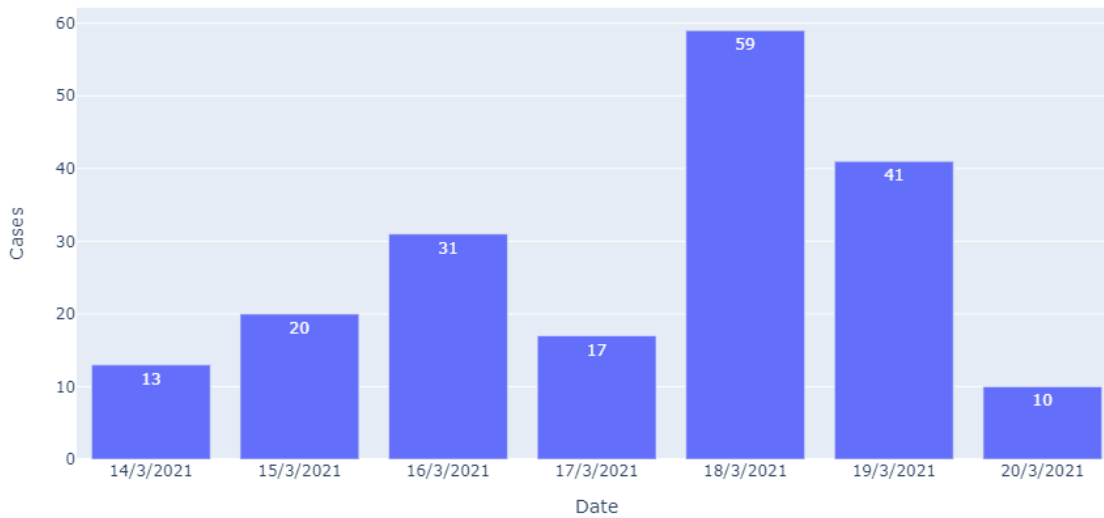
***Testing rates data is not available for other SADC countries**



Regional Analyses

Country	Cumulative Cases	Cumulative Deaths
Botswana	35493	424
Eswatini	17267	659
Mozambique	65452	719
Namibia	41684	456
South Africa	1 535 423	52 035
Zambia	85889	1149
Zimbabwe	36 662	1510

Zimbabwe Covid_19 Cases in the Last Seven Days

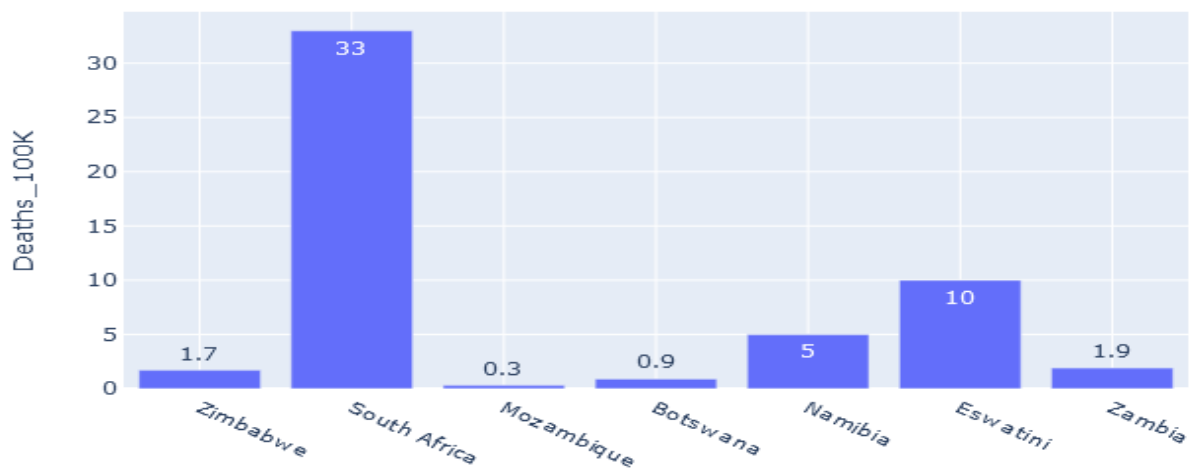




SADC Covid Cases Per 100K Population



SADC Covid Deaths Per 100K Population



COMMENTS

- SA has now surpassed **1 500 000** cases and has the highest cases and deaths per capita in the SADC region

