

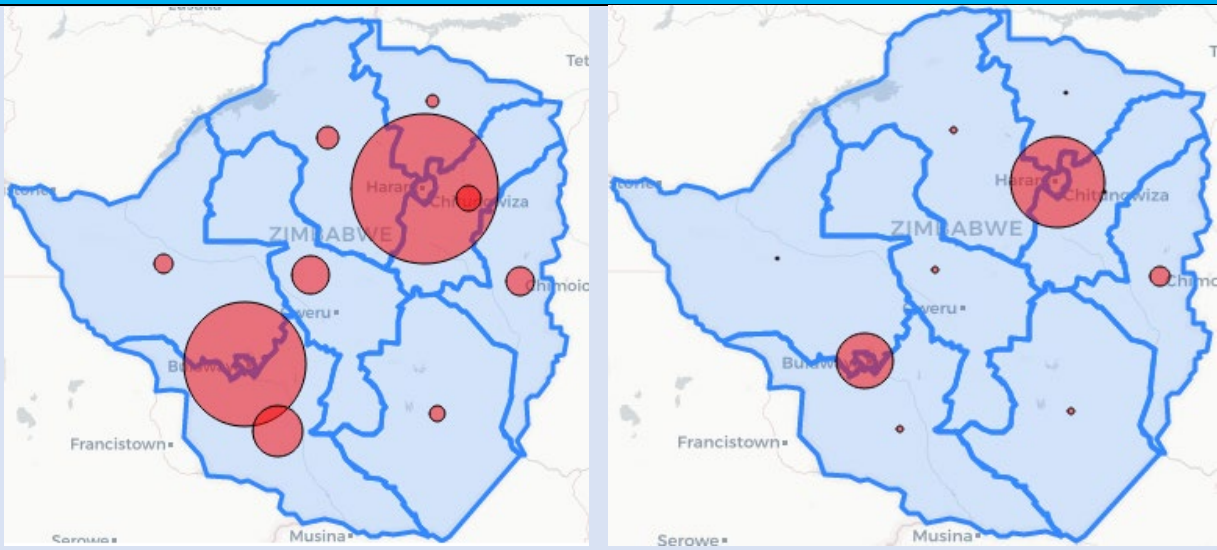


## Zimbabwe Covid-19 SitRep 21/01/2021

### HIGHLIGHTS TODAY

- **639** New Cases and **38** Deaths reported in the last 24 hours. (*7 day rolling average\* for new cases falls to 668 from 736 yesterday*).
- All **639** are local cases: **293** cases are from Harare
- *As of 20 January 2021 @1500hrs there were 272 hospitalised cases: 173 mild to moderate, 81 severe and 18 in Intensive Care Units*
- **3257** tests done today (*Positivity today was 20%*)
- **316** new recoveries reported: National Recovery rate stands at **65.5%** and Active cases go down to **9561** today.
- As of 21 January 2021, Zimbabwe has now recorded **30 047** Cases **19569** recoveries and **917** Deaths.

### CASES AND DEATHS DISTRIBUTION

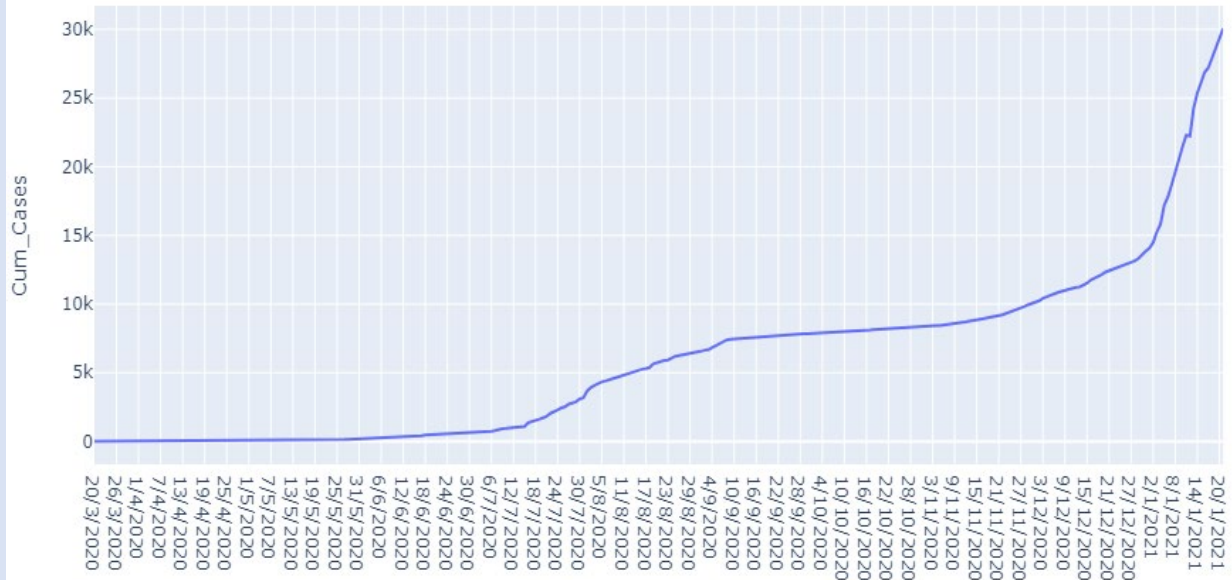


Province	PCR Tests + Ag	Cum Cases (New)	Recovered Cases (New)	Active Cases	Deaths (New)
Bulawayo	321	4467(42)	3784(74)	521	162(3)
Harare	1815	10797(293)	6138(0)	4331	328(14)
Manicaland	309	2823(83)	1372(109)	1320	131(4)
Mash Cent	104	1401(19)	964(18)	387	50(5)
Mash East	51	2095(57)	1289(0)	739	67(5)
Mash West	299	1515(28)	826(3)	616	73(3)
Midlands	79	1991(15)	1390(36)	567	34(0)
Masvingo	119	1872(50)	1423(72)	403	46(0)
Mat North	112	1081(32)	553(4)	516	12(2)
Mat South	48	2005(20)	1830(0)	161	14(2)
<b>Total</b>	<b>3257</b>	<b>30047(639)</b>	<b>19569(316)</b>	<b>9561</b>	<b>917(38)</b>

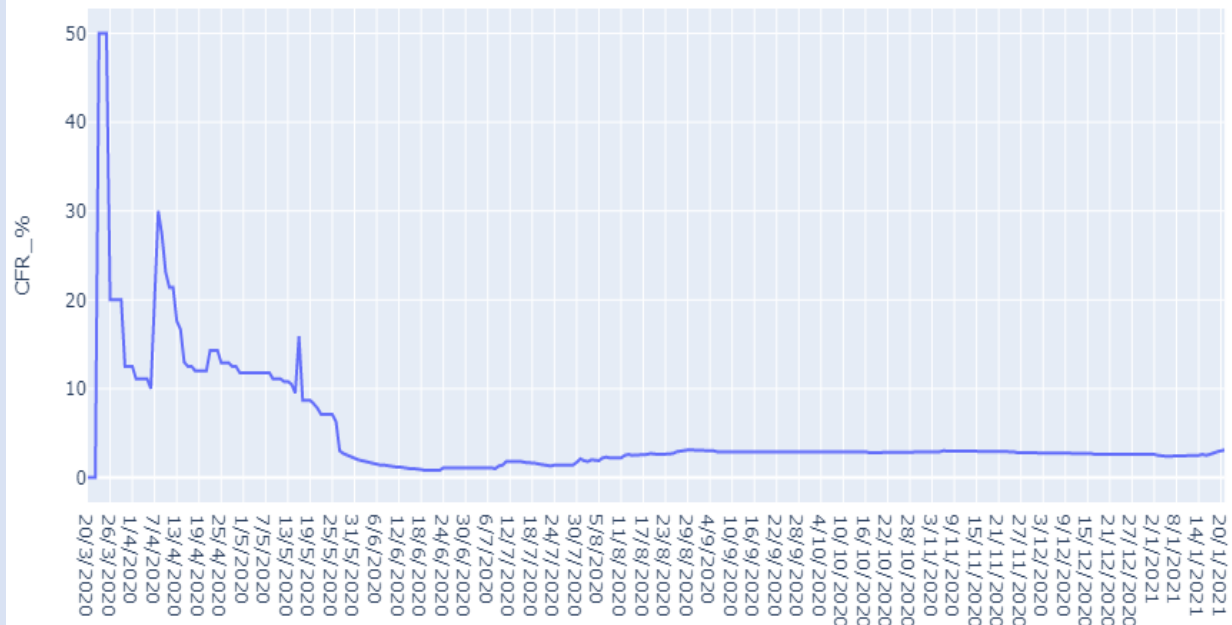
\*Provinces with new cases but zero PCR tests conducted respectively received results from NMRL,NTBRL and Lancet



### Zimbabwe Covid-19 Cumulative Cases



### Zimbabwe Covid-19 Case Fatality Ratio



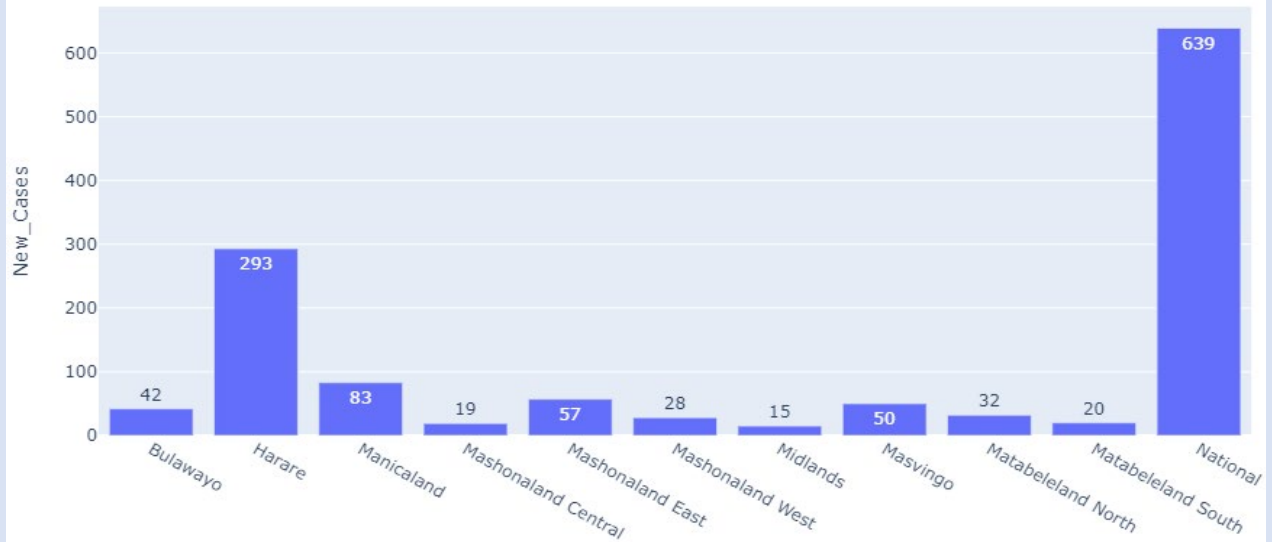
### COMMENTS

- Cumulative cases curve spiking
- National Case fatality Rate now stands at **3.1 %** as at 21/1/21

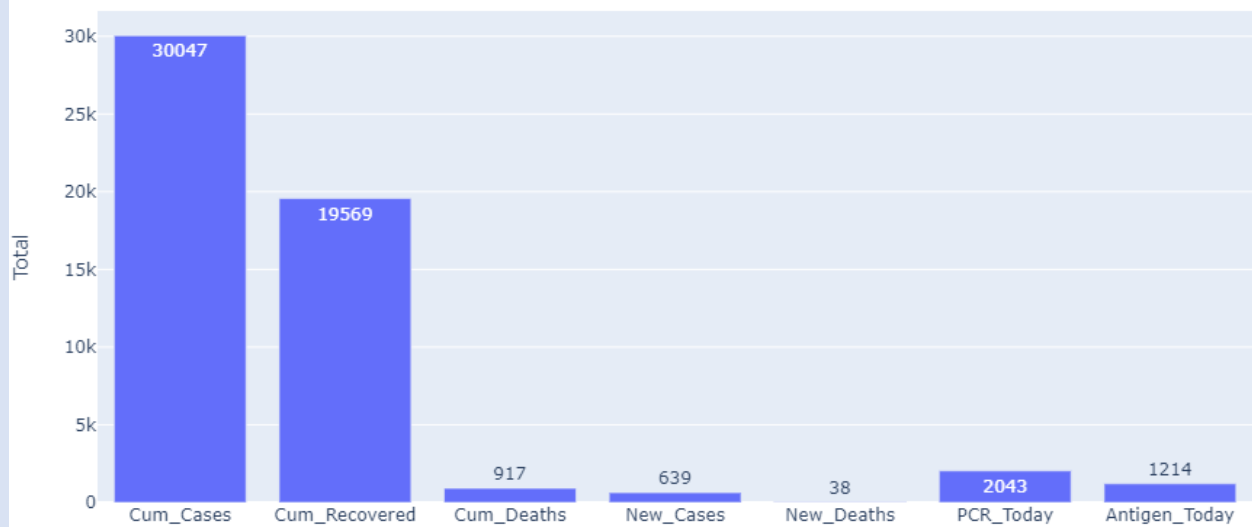


## CASES ANALYTICS

### New Cases Today



### Covid Cases Profile

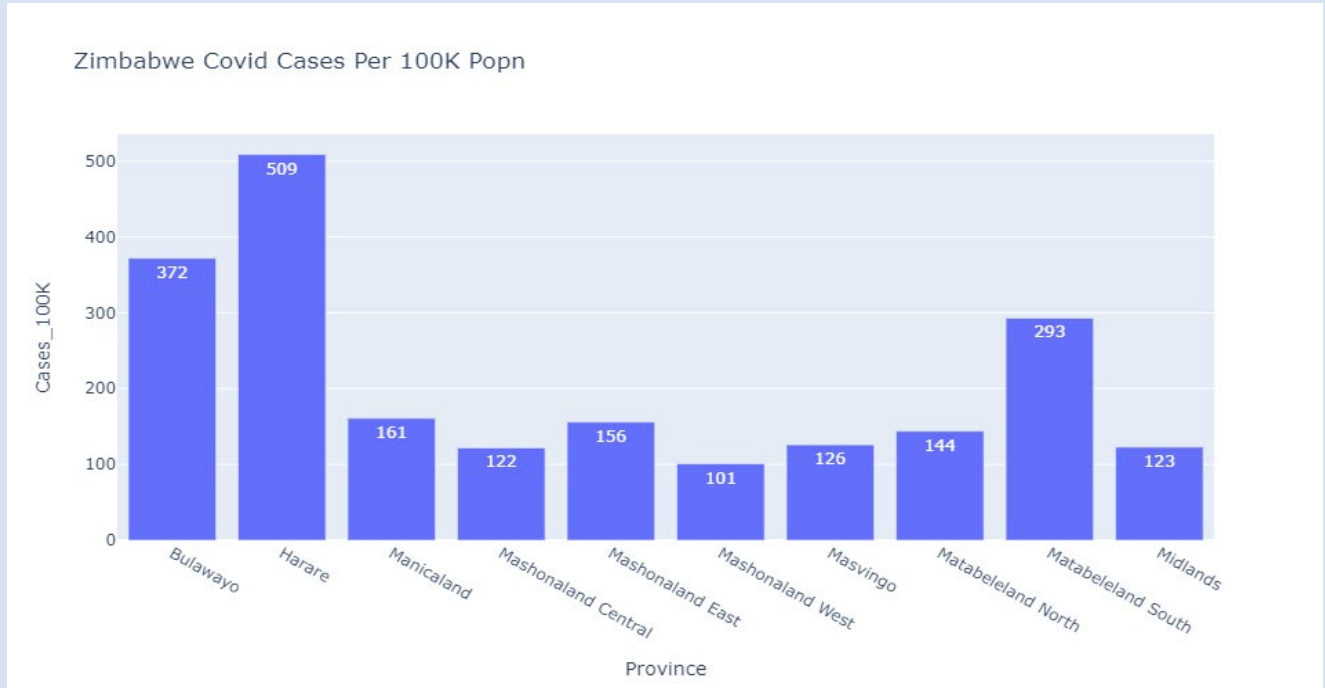


## COMMENTS

- Harare reported the highest number of cases today (**293**)
- **38** COVID-19 deaths were reported today. 21 of the deaths occurred at institutional level with 17 at community level.
- **All provinces reported cases today**



## INCIDENCE OF CASES BY PROVINCE

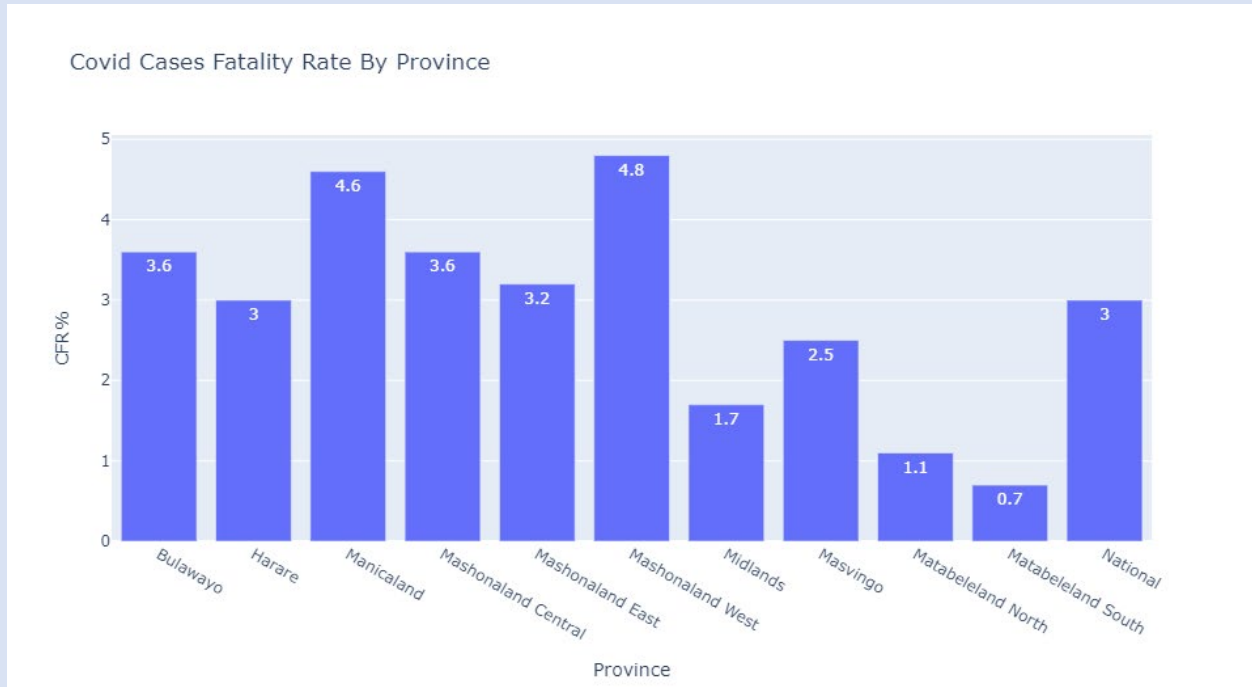


## COMMENTS

- Harare has the highest incidence per capita followed by Bulawayo and Mat South
- Mash Central and Mash West have the lowest incidence of Covid per capita



## COVID CASE FATALITY RATIO BY PROVINCE



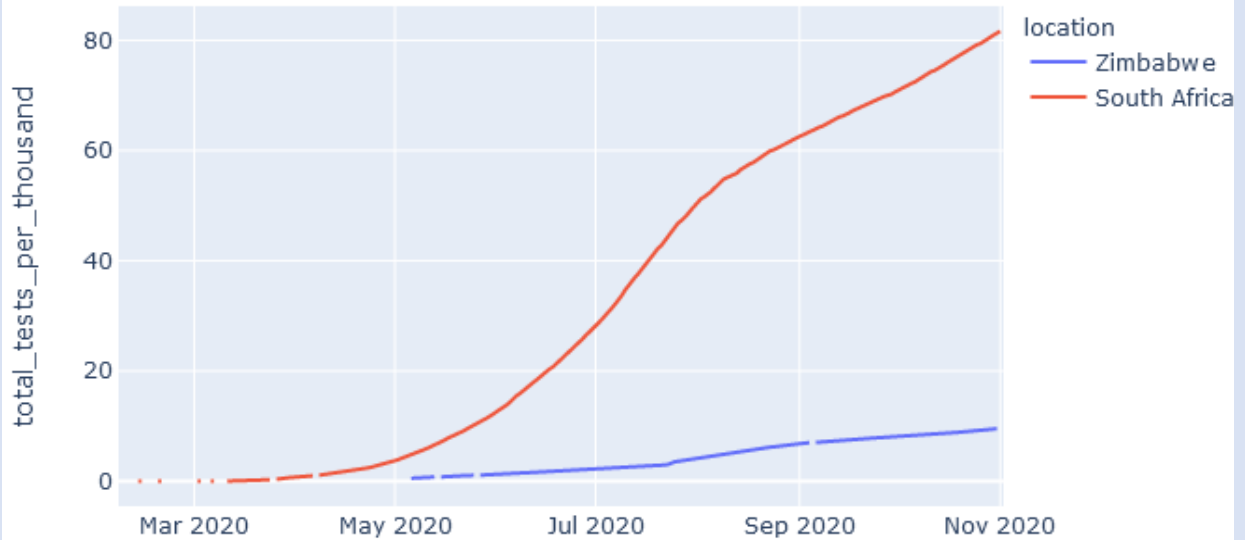
## TESTING DATA

Test Type	Cumulative
PCR	283 165
RDT	111 010
Antigen	20 876

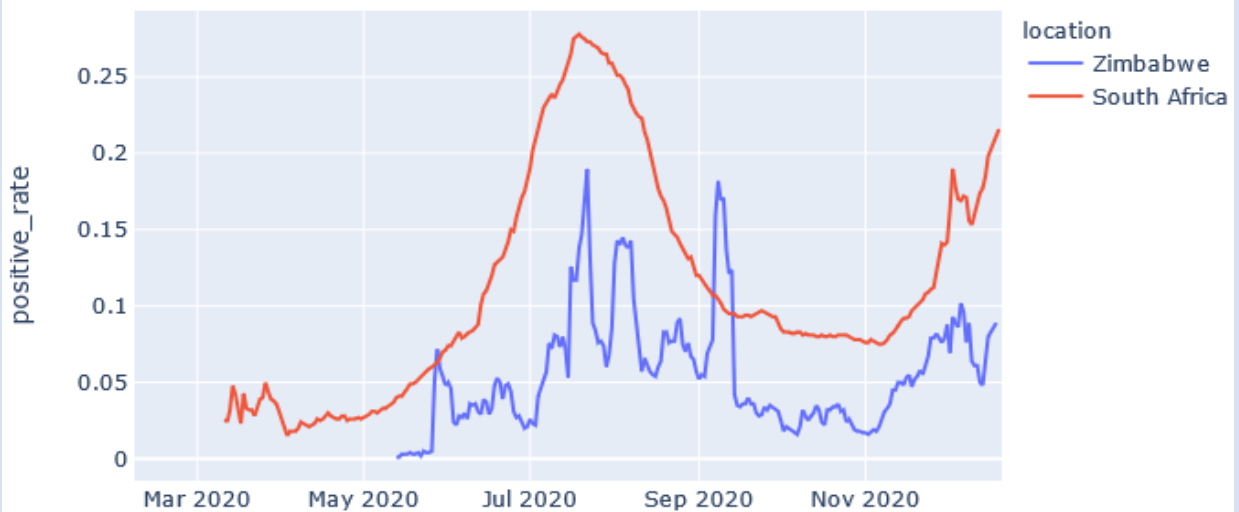


## Testing Trends

### Covid-19 Testing Trends



### Covid 19 Daily Positivity Comparison SA and Zimbabwe



## COMMENTS

- The Daily Positivity Comparison Data is as at 22/12/2020

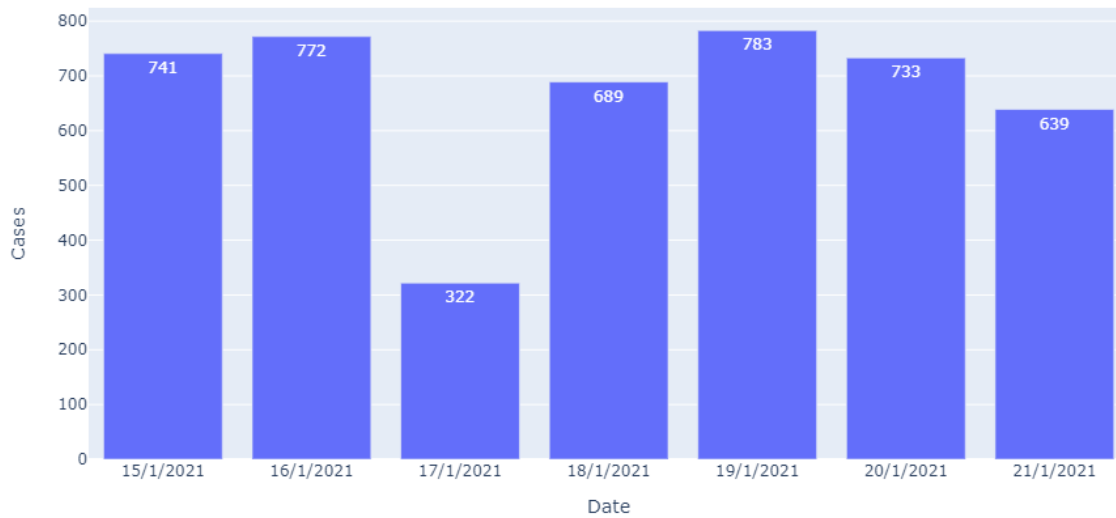
**\*Testing rates data is not available for other SADC countries and graph not updated due to link break**



## Regional Analyses

Country	Cumulative Cases	Cumulative Deaths
Zimbabwe	30 047	917
South Africa	1356716	38 854
Mozambique	28270	271
Botswana	18630	88
Namibia	30995	301
Eswatini	13443	427
Zambia	39515	585

Zimbabwe Covid\_19 Cases in the Last Seven Days

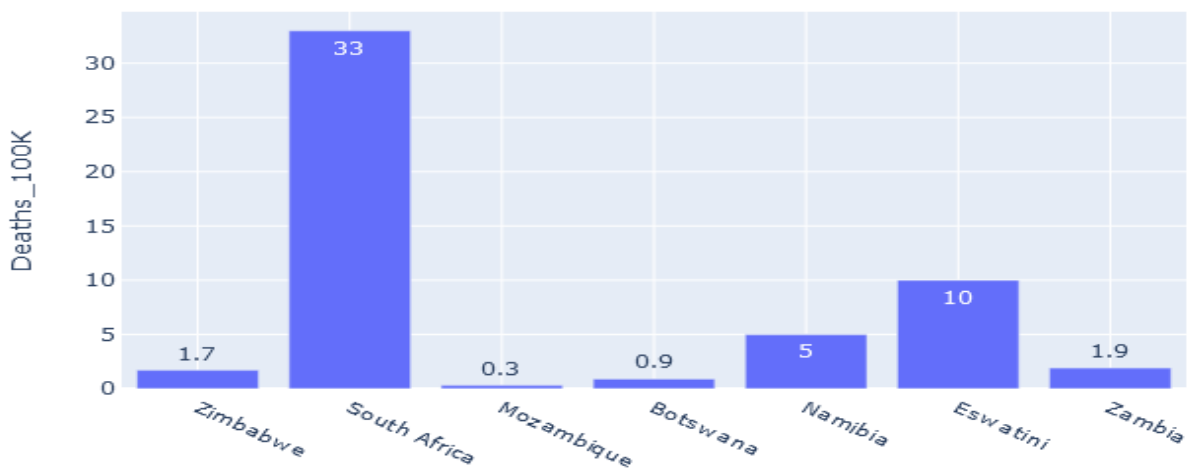




### SADC Covid Cases Per 100K Population



### SADC Covid Deaths Per 100K Population



### COMMENTS

- SA has now surpassed **1 000 000** cases and has the highest cases and deaths per capita in the SADC region

