

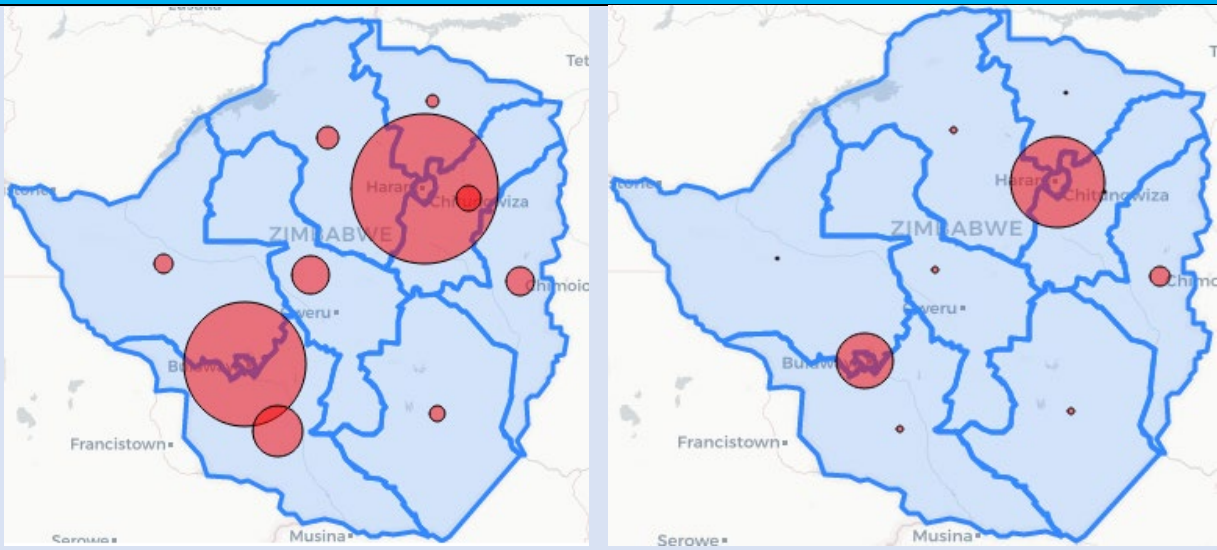


Zimbabwe Covid-19 SitRep 22/01/2021

HIGHLIGHTS TODAY

- **476** New Cases and **45** Deaths reported in the last 24 hours. (7 day rolling average* for new cases falls to **630** from **668** yesterday).
- All **476** are local cases; Manicaland had the highest today **105**
- As of 21 January 2021 @1500hrs there were **280** hospitalised cases: **179** mild to moderate, **81** severe and **20** in Intensive Care Units
- **3829** tests done today (Positivity today was **12%**)
- **1511** new recoveries reported: National Recovery rate stands at **69.1%** and Active cases go down to **8481** today.
- As of 21 January 2021, Zimbabwe has now recorded **30 523** Cases **21080** recoveries and **962** Deaths.

CASES AND DEATHS DISTRIBUTION

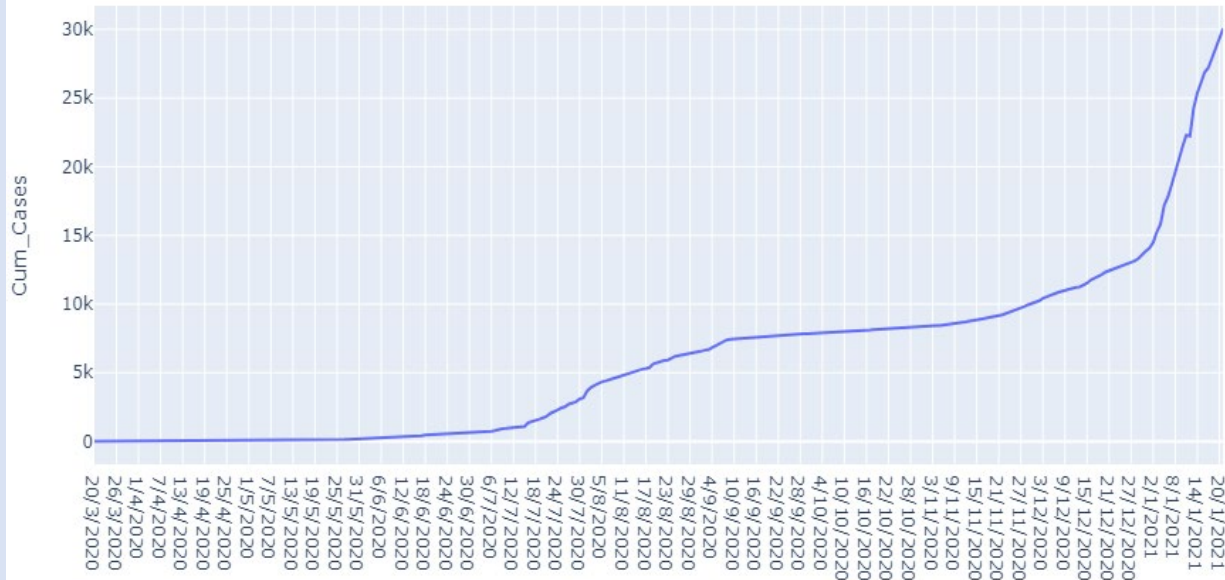


Province	PCR Tests + Ag	Cum Cases (New)	Recovered Cases (New)	Active Cases	Deaths (New)
Bulawayo	314	4496(29)	3865(81)	467	164(2)
Harare	2089	10894(97)	6924(786)	3629	341(13)
Manicaland	222	2928(105)	1480(108)	1314	134(3)
Mash Cent	231	1439(38)	1019(55)	366	54(4)
Mash East	311	2160(65)	1660(371)	428	72(5)
Mash West	140	1576(61)	826(0)	663	87(14)
Midlands	109	2034(43)	1390(0)	610	34(0)
Masvingo	136	1887(15)	1493(70)	344	50(4)
Mat North	230	1095(14)	554(1)	529	12(0)
Mat South	47	2014(9)	1869(39)	131	14(0)
Total	3829	30523(476)	21080(1511)	8481	962(45)

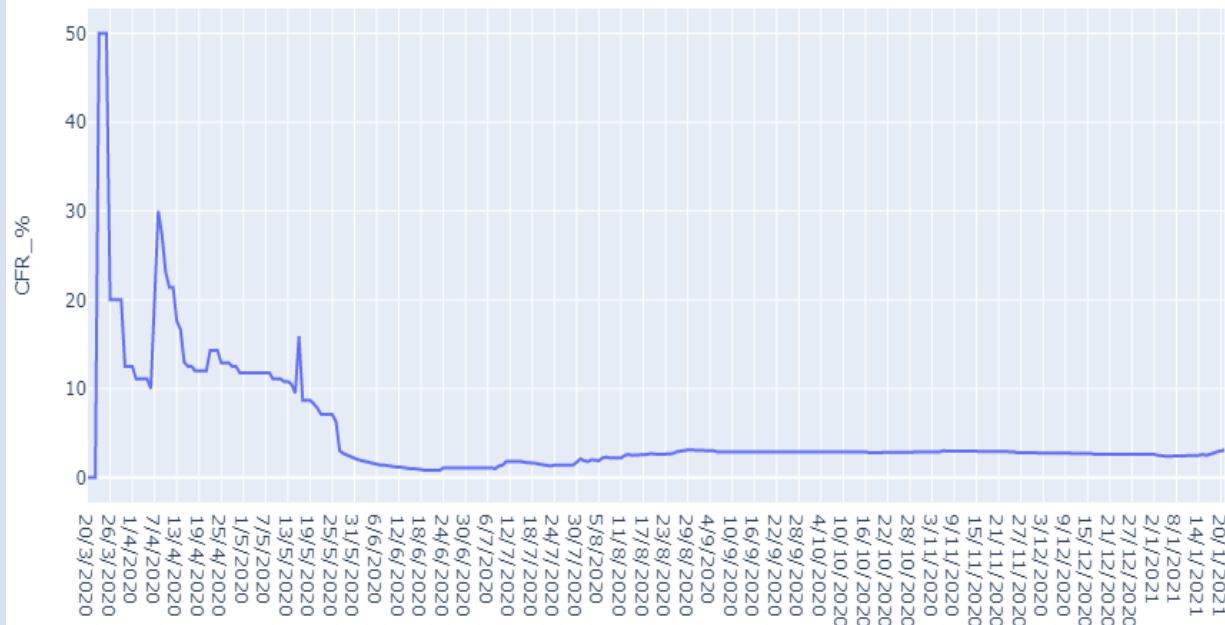
*Provinces with new cases but zero PCR tests conducted respectively received results from NMRL,NTBRL and Lancet



Zimbabwe Covid-19 Cumulative Cases



Zimbabwe Covid-19 Case Fatality Ratio



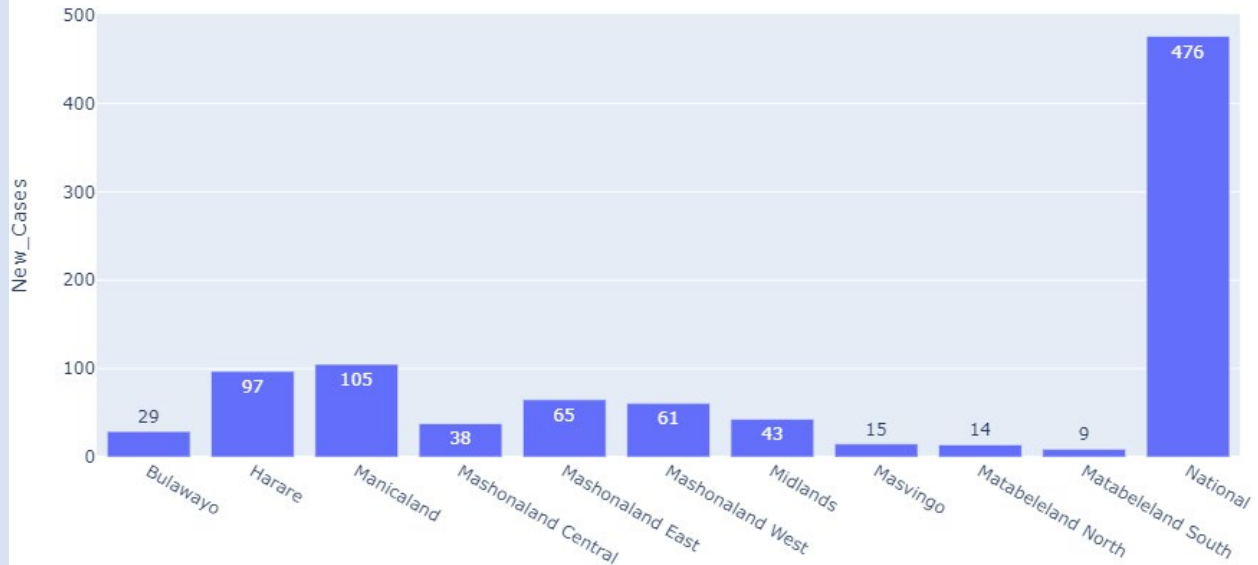
COMMENTS

- Cumulative cases curve spiking
- National Case fatality Rate now stands at **3.2 %** as at 22/1/21

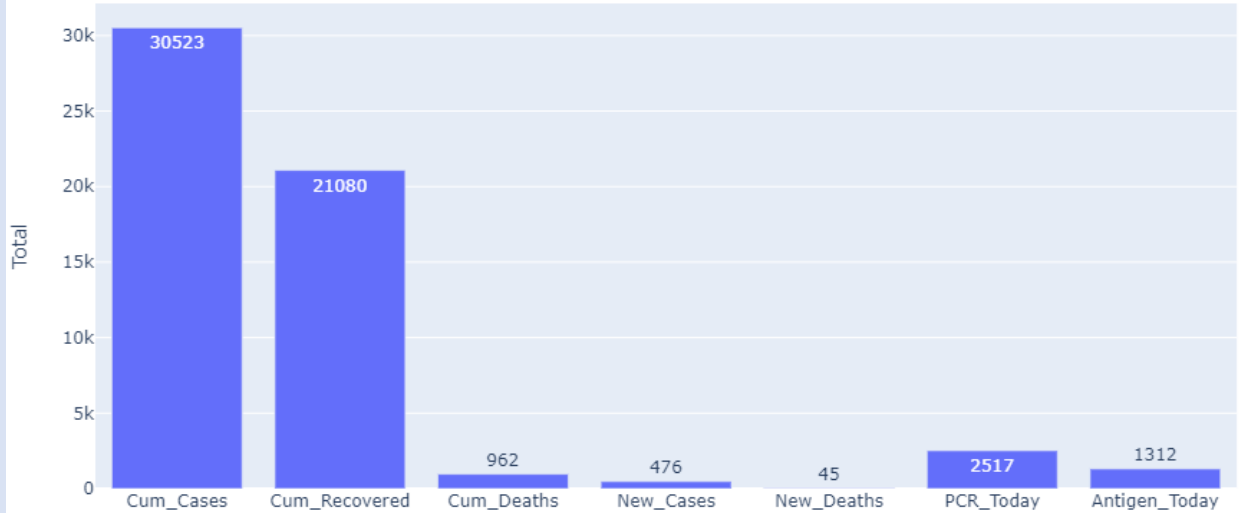


CASES ANALYTICS

New Cases Today



Covid Cases Profile

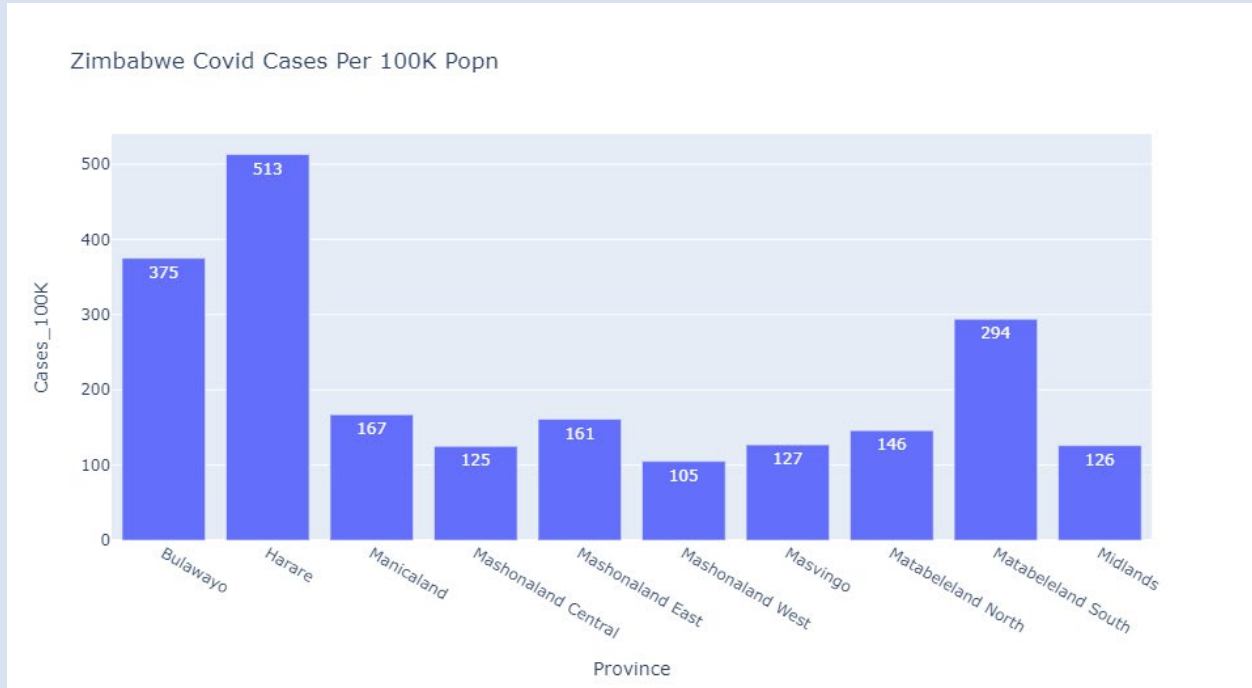


COMMENTS

- **Manicaland reported the highest number of cases today (105)**
- **45 COVID-19 deaths were reported today. 33 of the deaths occurred at institutional level with 12 at community level.**
- **All provinces reported cases today**



INCIDENCE OF CASES BY PROVINCE

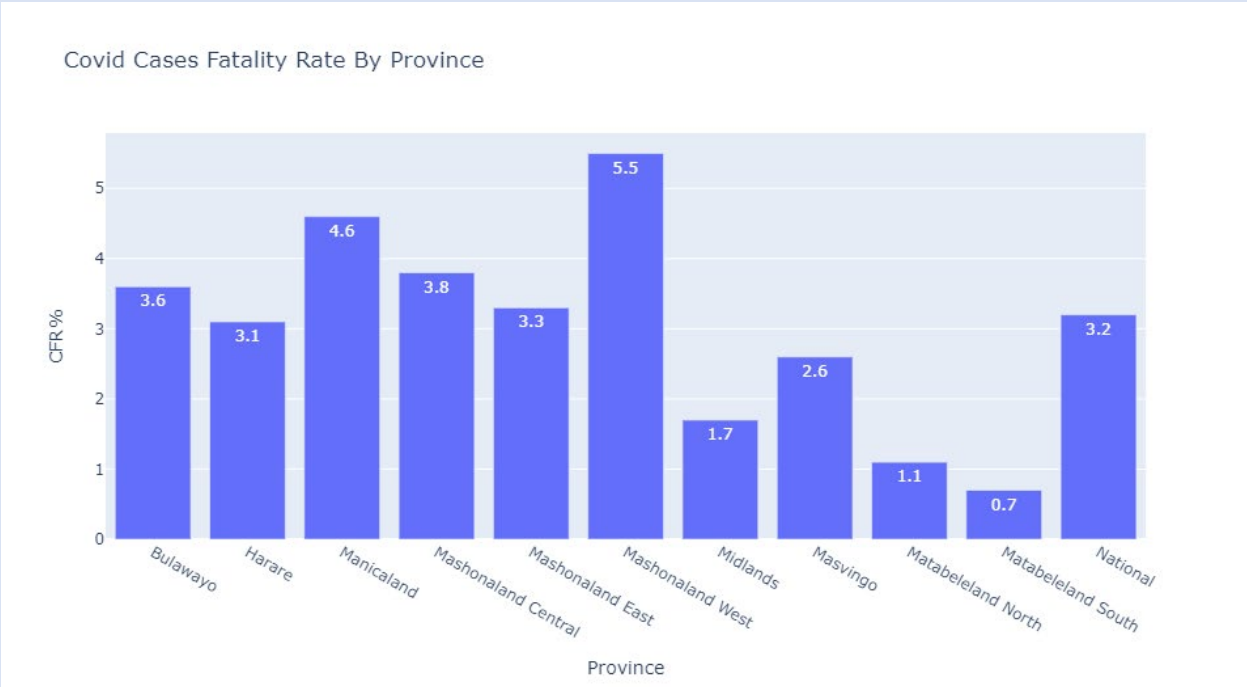


COMMENTS

- Harare has the highest incidence per capita followed by Bulawayo and Mat South
- Mash Central and Mash West have the lowest incidence of Covid per capita



COVID CASE FATALITY RATIO BY PROVINCE



TESTING DATA

Test Type	Cumulative
PCR	285 682
RDT	111 010
Antigen	22 188

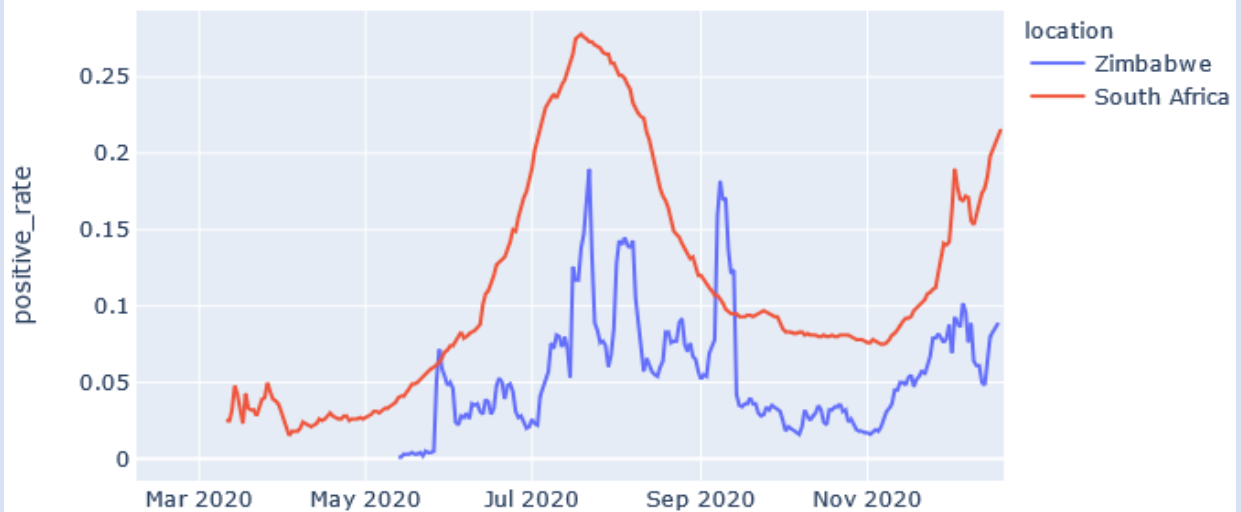


Testing Trends

Covid-19 Testing Trends



Covid 19 Daily Positivity Comparison SA and Zimbabwe



COMMENTS

- The Daily Positivity Comparison Data is as at 22/12/2020

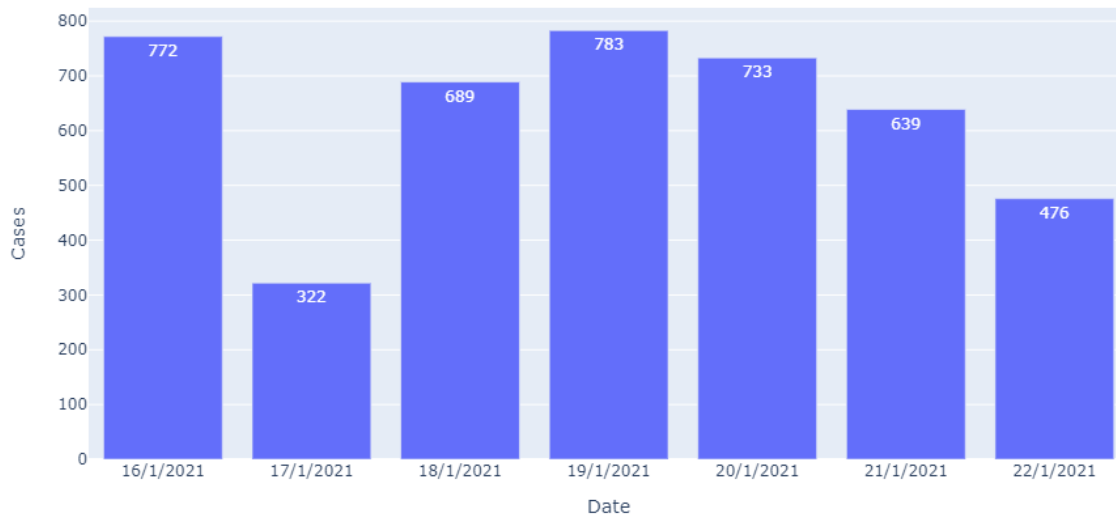
***Testing rates data is not available for other SADC countries and graph not updated due to link break**



Regional Analyses

Country	Cumulative Cases	Cumulative Deaths
Zimbabwe	30 523	962
South Africa	1380807	39501
Mozambique	28270	271
Botswana	18630	88
Namibia	30995	301
Eswatini	13443	427
Zambia	39515	585

Zimbabwe Covid_19 Cases in the Last Seven Days

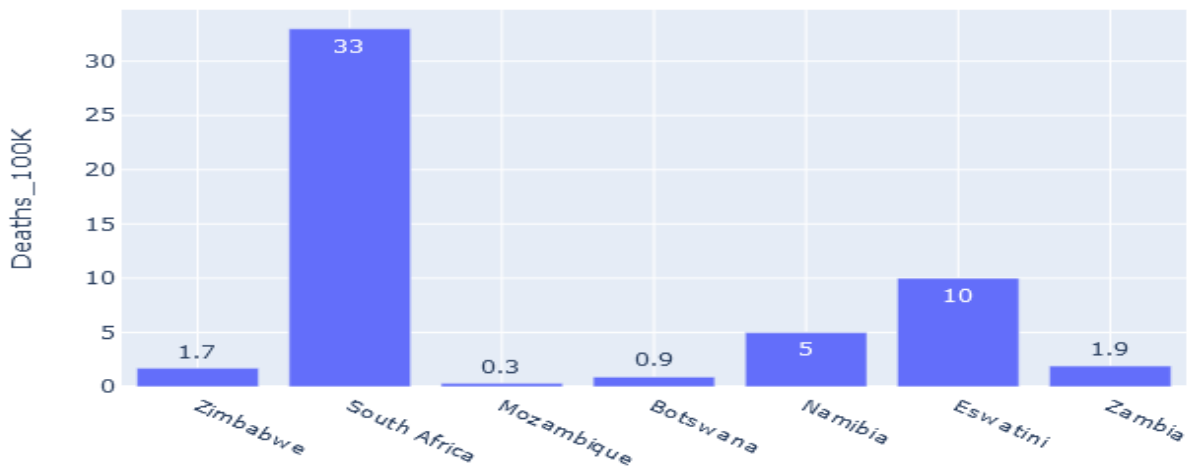




SADC Covid Cases Per 100K Population



SADC Covid Deaths Per 100K Population



COMMENTS

- SA has now surpassed **1 000 000** cases and has the highest cases and deaths per capita in the SADC region

