

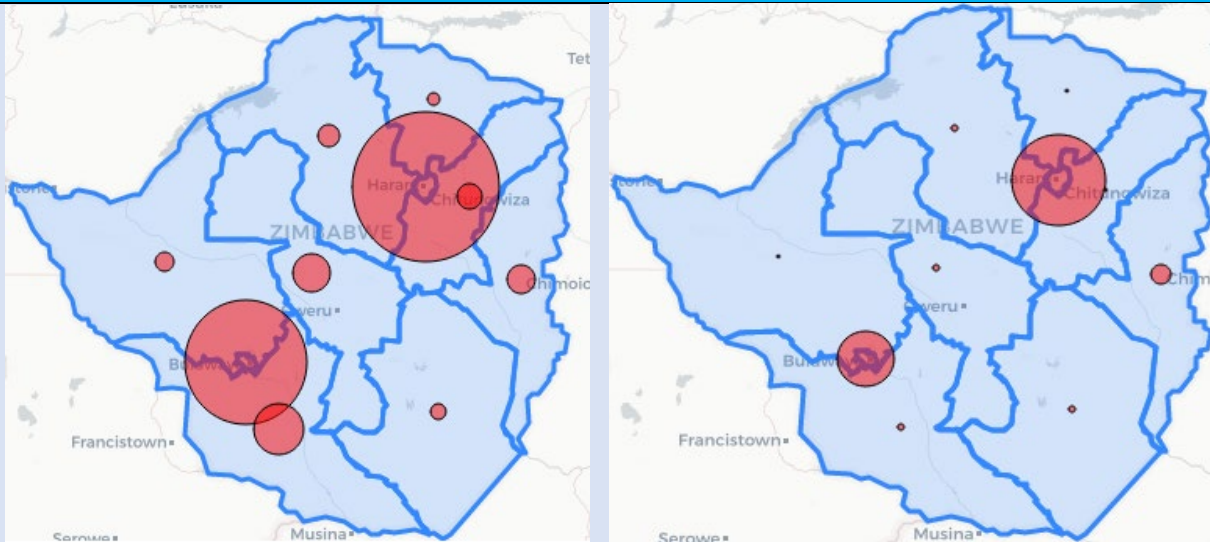


## Zimbabwe Covid-19 SitRep 26/01/2021

### HIGHLIGHTS TODAY

- **358** New Cases and **28** Deaths reported in the last 24 hours. (*7 day rolling average\* for new cases falls to 476 from 536 yesterday*).
- All **358** are local cases; Harare had the highest today **159**
- *As of 25 January 2021 @1500hrs there were 213 hospitalised cases: 139 mild to moderate, 62 severe and 12 in Intensive Care Units*
- **3061** tests done today (*Positivity today was 12%*)
- **536** new recoveries reported: National Recovery rate stands at **73.2%** and Active cases go down to **7488** today.
- As of 26 January 2021, Zimbabwe has now recorded **32004** Cases **23413** recoveries and **1103** Deaths.

### CASES AND DEATHS DISTRIBUTION

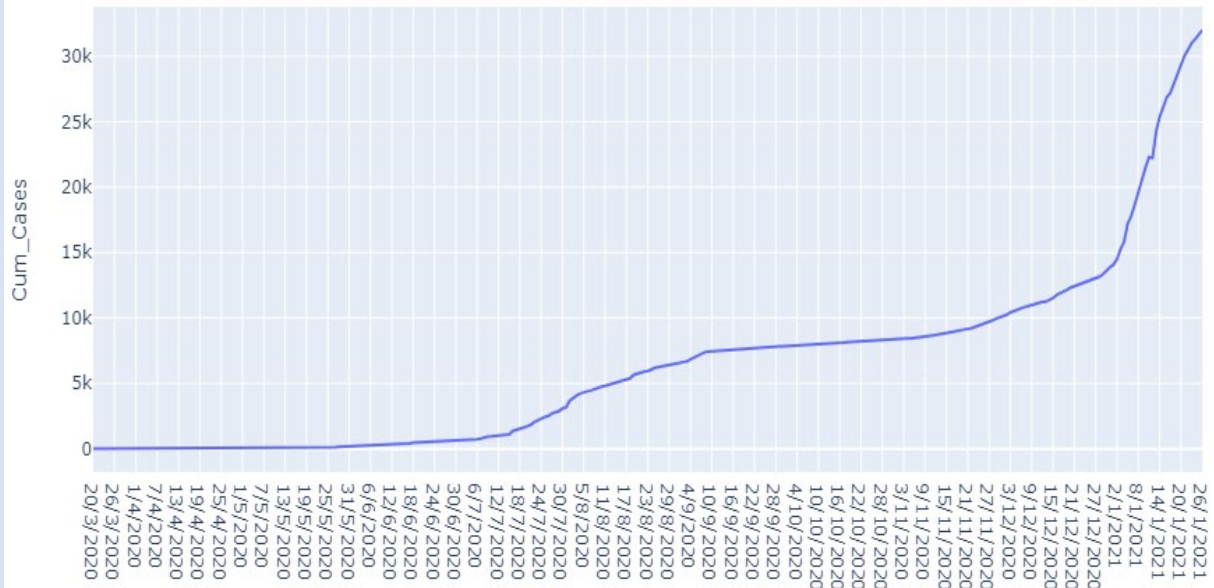


Province	PCR Tests + Ag	Cum Cases (New)	Recovered Cases (New)	Active Cases	Deaths (New)
Bulawayo	310	4657(55)	4059(59)	424	174(2)
Harare	1769	11395(159)	7928(274)	3045	422(13)
Manicaland	260	3220(23)	2096(56)	977	147(1)
Mash Cent	98	1489(18)	1130(43)	301	58(2)
Mash East	37	2269(40)	1660(0)	530	79(1)
Mash West	81	1673(20)	916(0)	664	93(3)
Midlands	158	2134(18)	1507(69)	585	42(2)
Masvingo	174	1994(14)	1655(9)	280	59(1)
Mat North	127	1132(8)	568(1)	552	12(0)
Mat South	47	2041(3)	1894(25)	130	17(3)
<b>Total</b>	<b>3061</b>	<b>32004(358)</b>	<b>23413(536)</b>	<b>7488</b>	<b>1103(28)</b>

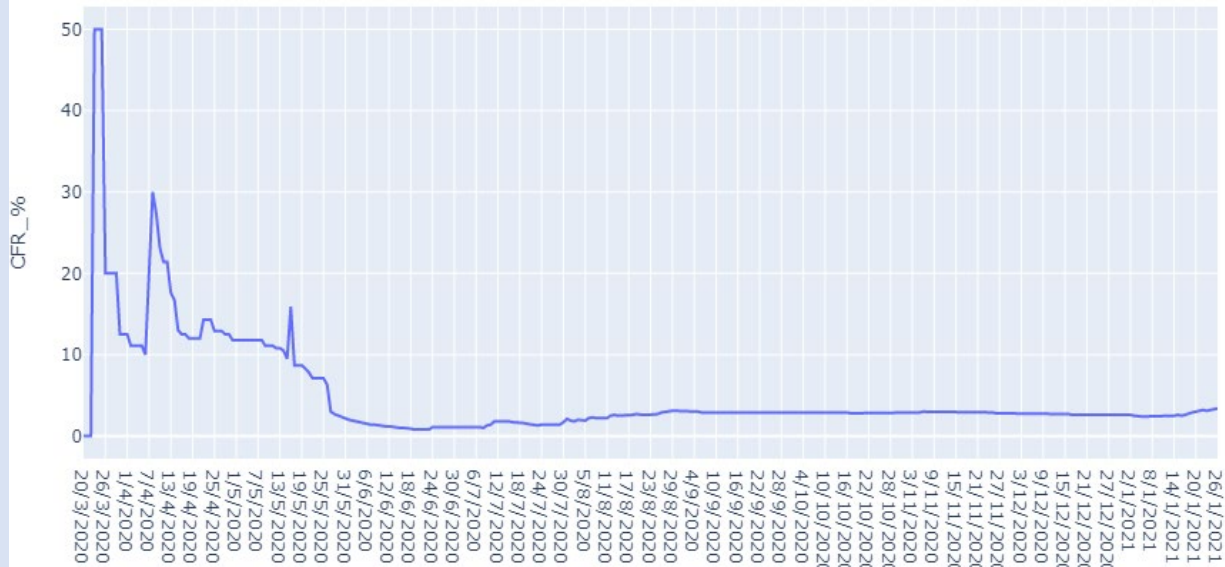
\*Provinces with new cases but zero PCR tests conducted respectively received results from NMRL,NTBRL and Lancet



### Zimbabwe Covid-19 Cumulative Cases



### Zimbabwe Covid-19 Case Fatality Ratio



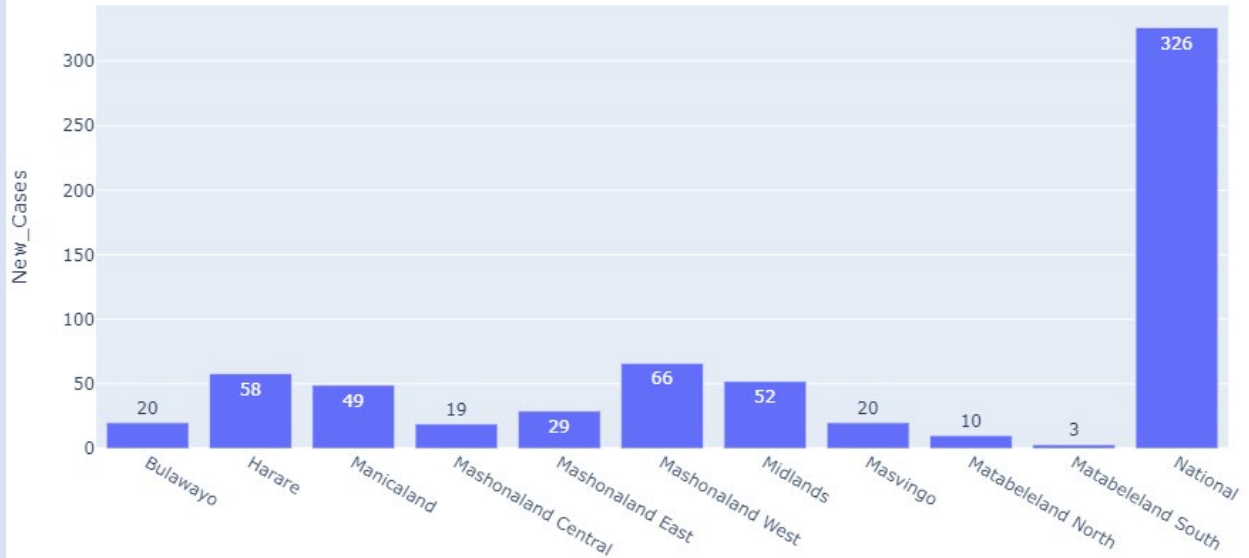
### COMMENTS

- Cumulative cases curve spiking
- National Case fatality Rate now stands at **3.4 %** as at 26/1/21

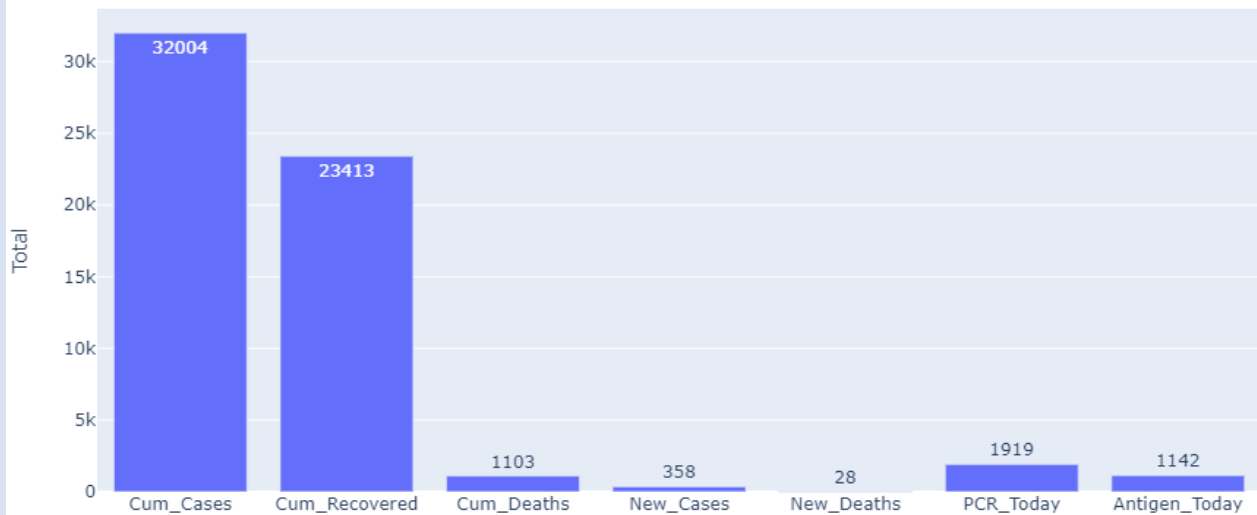


## CASES ANALYTICS

New Cases Today



Covid Cases Profile

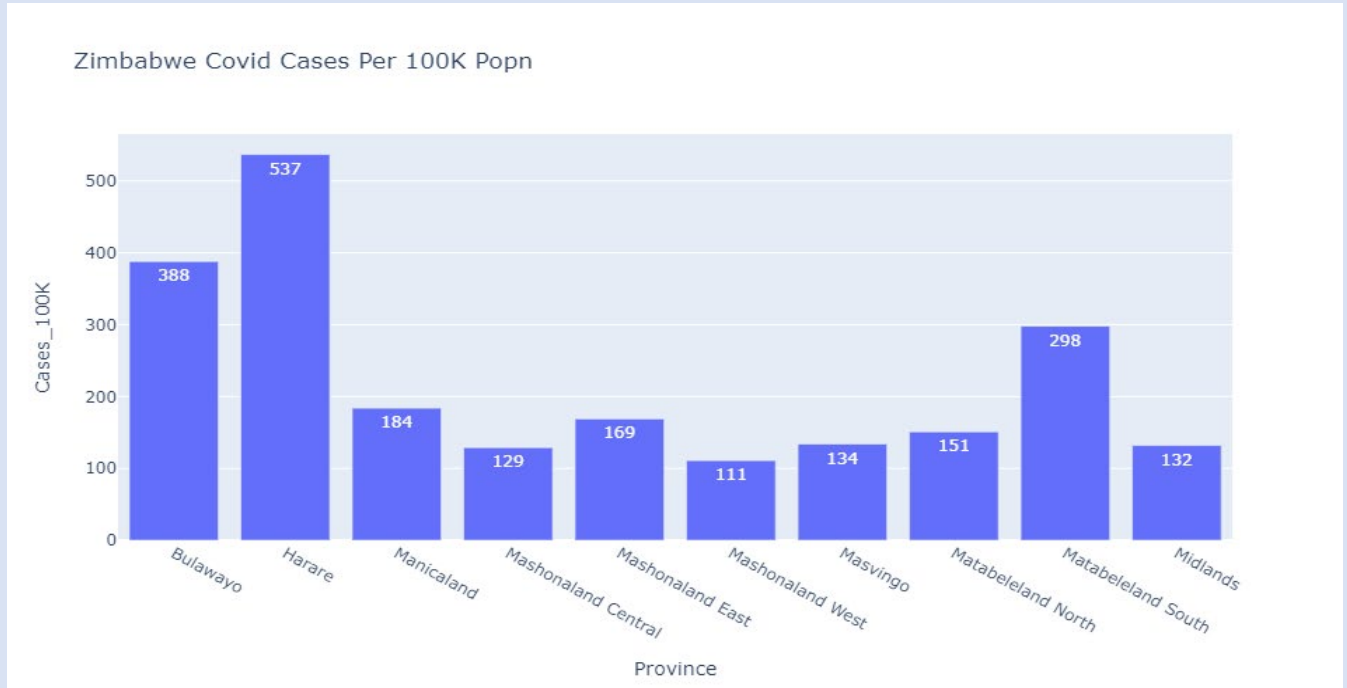


## COMMENTS

- Harare reported the highest number of cases today (**159**)
- **28** COVID-19 deaths were reported today. 22 of the deaths occurred at institutional level with 6 at community level.
- **All provinces reported cases today**



## INCIDENCE OF CASES BY PROVINCE

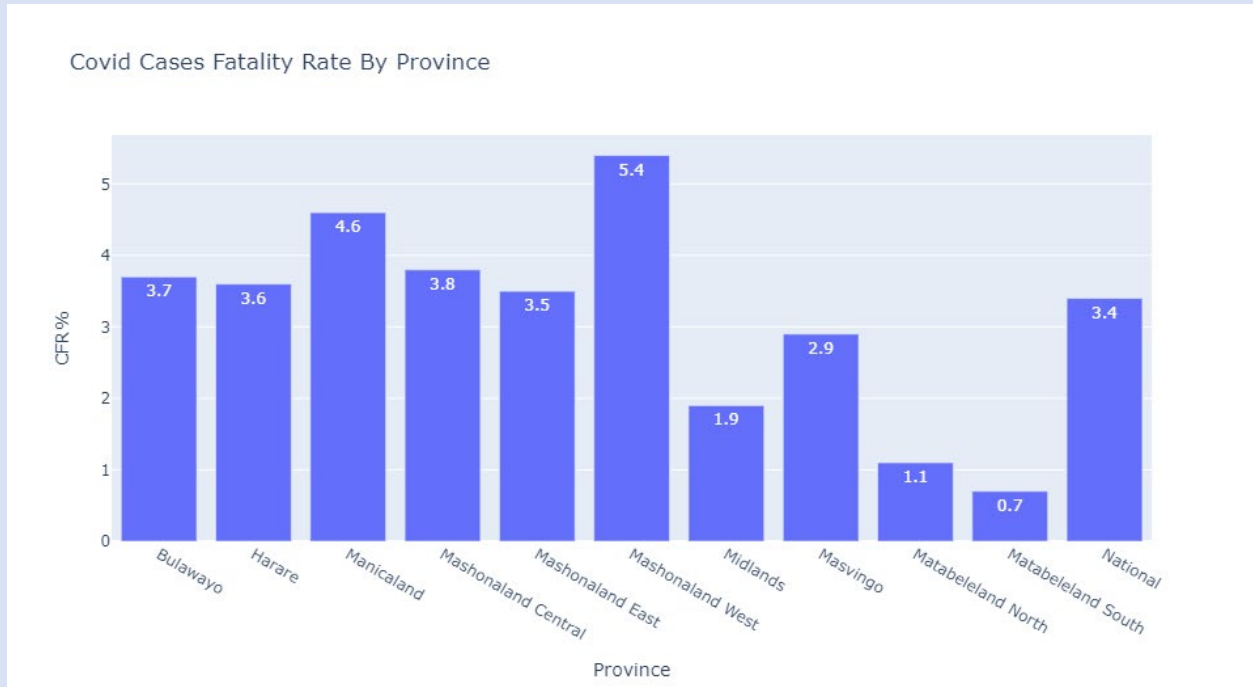


## COMMENTS

- Harare has the highest incidence per capita followed by Bulawayo and Mat South
- Mash Central and Mash West have the lowest incidence of Covid per capita



## COVID CASE FATALITY RATIO BY PROVINCE



## TESTING DATA

Test Type	Cumulative
PCR	292 127
RDT	111 010
Antigen	26 034

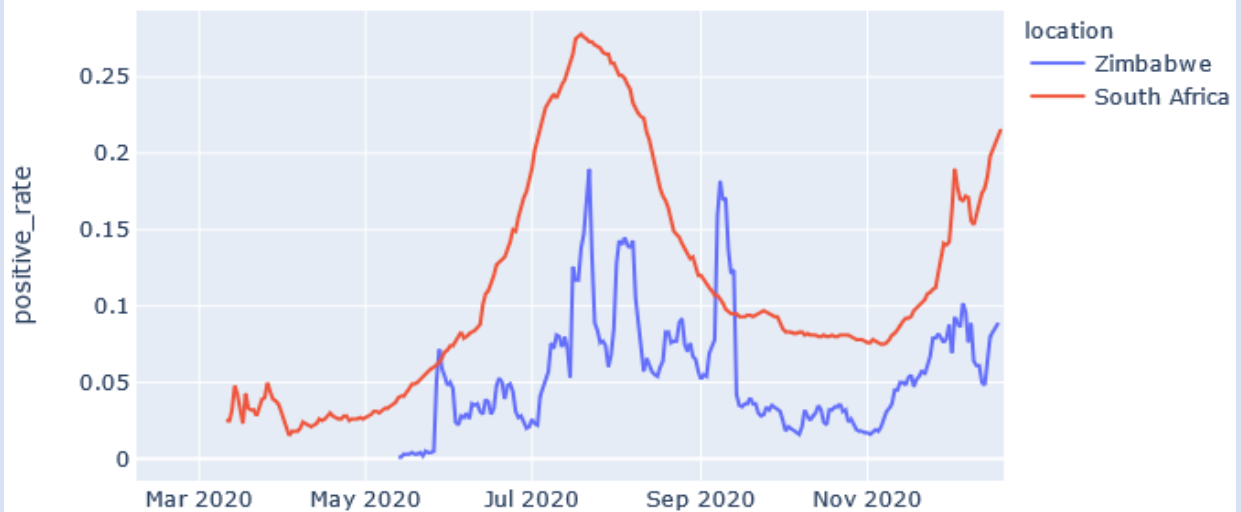


## Testing Trends

### Covid-19 Testing Trends



### Covid 19 Daily Positivity Comparison SA and Zimbabwe



## COMMENTS

- The Daily Positivity Comparison Data is as at 22/12/2020

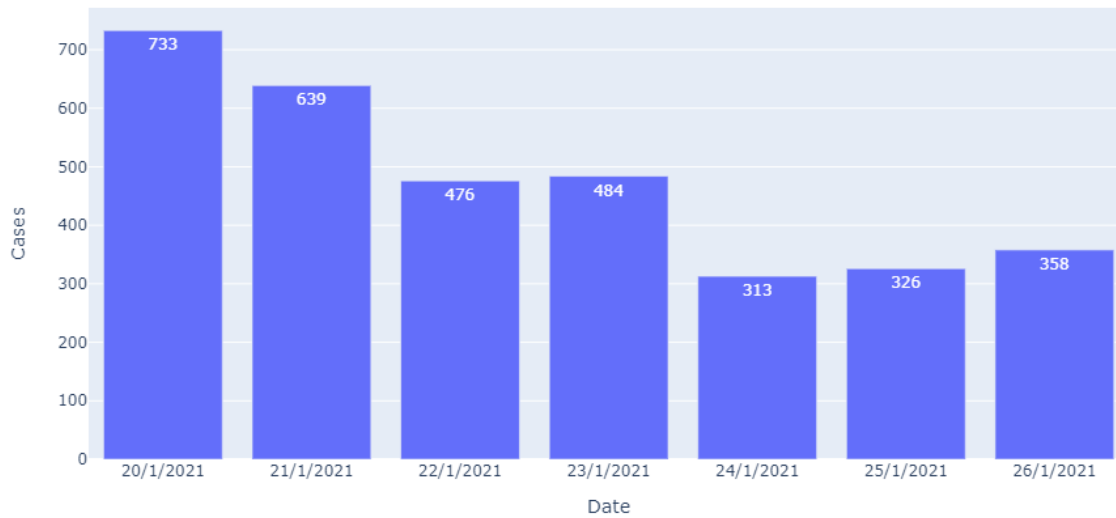
**\*Testing rates data is not available for other SADC countries and graph not updated due to link break**



## Regional Analyses

Country	Cumulative Cases	Cumulative Deaths
Zimbabwe	32 004	1103
South Africa	1417537	41117
Mozambique	31628	271
Botswana	19654	88
Namibia	32213	301
Eswatini	14330	427
Zambia	44592	585

Zimbabwe Covid\_19 Cases in the Last Seven Days

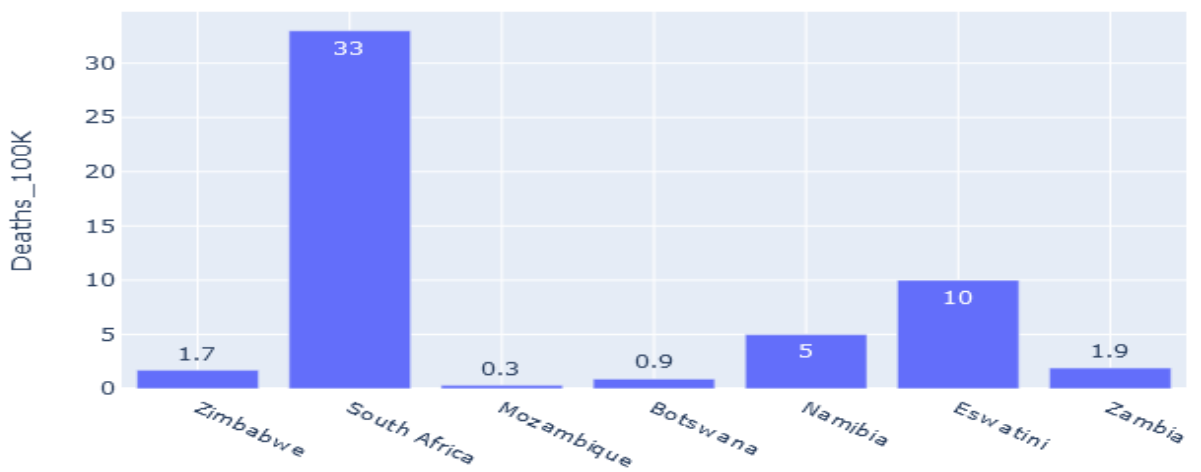




### SADC Covid Cases Per 100K Population



### SADC Covid Deaths Per 100K Population



### COMMENTS

- SA has now surpassed **1 000 000** cases and has the highest cases and deaths per capita in the SADC region

