

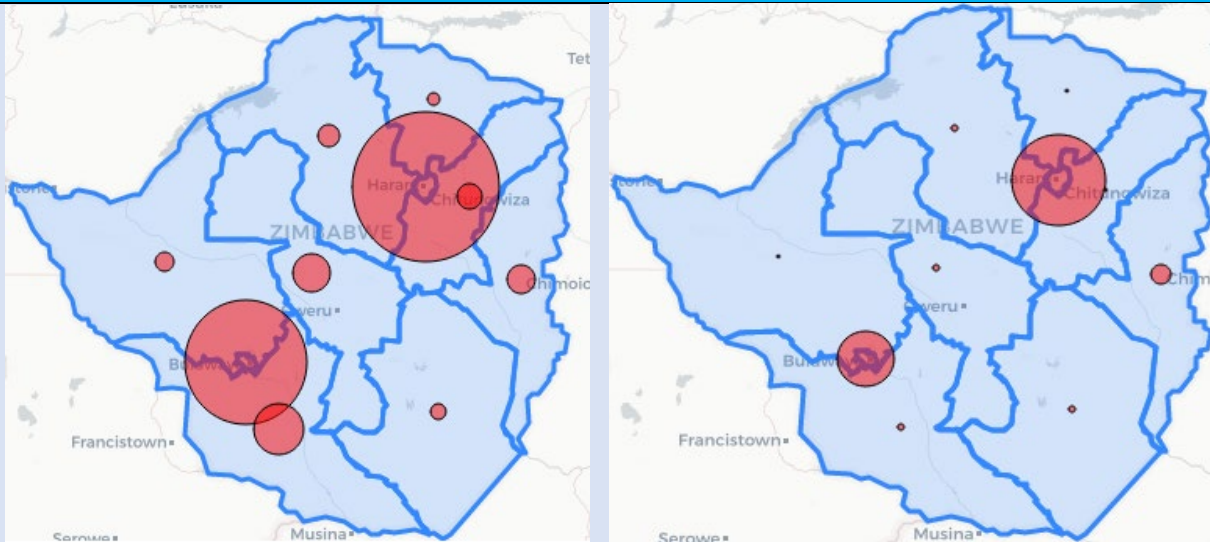


Zimbabwe Covid-19 SitRep 27/01/2021

HIGHLIGHTS TODAY

- **300** New Cases and **19** Deaths reported in the last 24 hours. (*7 day rolling average* for new cases falls to 413 from 476 yesterday*).
- All **300** are local cases; Harare had the highest today **104**
- *As of 26 January 2021 @1500hrs there were 205 hospitalised cases: 127 mild to moderate, 65 severe and 13 in Intensive Care Units*
- **3666** tests done today (*Positivity today was 8.2%*)
- **274** new recoveries reported: National Recovery rate stands at **73.2%** and Active cases go up to **7495** today.
- As of 27 January 2021, Zimbabwe has now recorded **32304** Cases **23687** recoveries and **1122** Deaths.

CASES AND DEATHS DISTRIBUTION

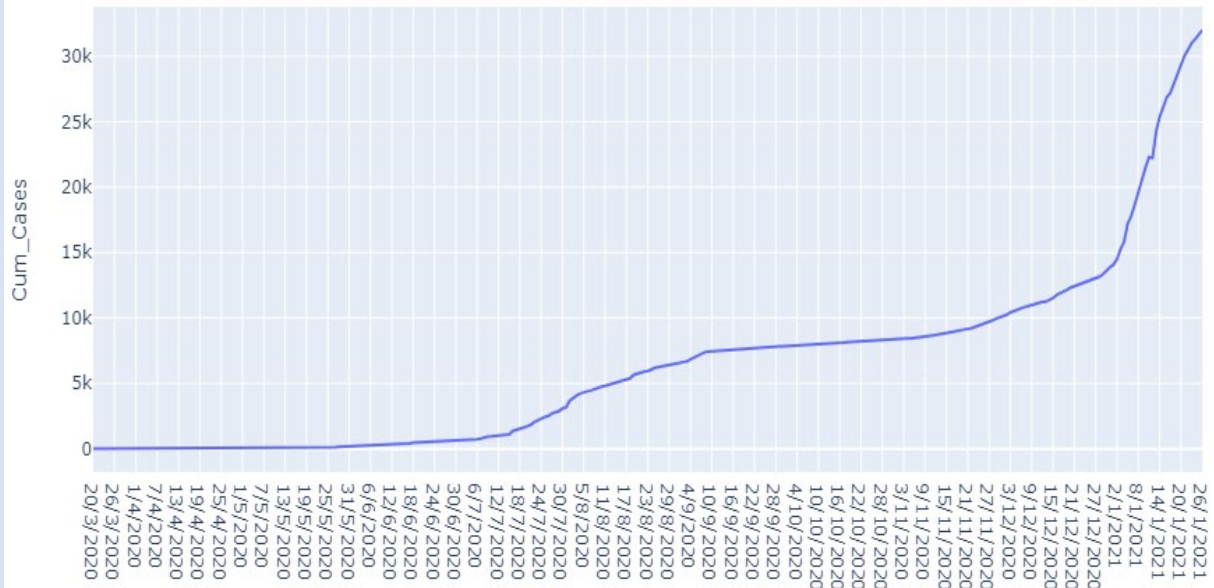


Province	PCR Tests + Ag	Cum Cases (New)	Recovered Cases (New)	Active Cases	Deaths (New)
Bulawayo	389	4658(1)	4059(0)	425	174(0)
Harare	2264	11499(104)	8040(112)	3030	429(7)
Manicaland	73	3257(37)	2172(76)	938	147(0)
Mash Cent	116	1514(25)	1134(4)	318	62(4)
Mash East	83	2318(49)	1660(0)	576	82(3)
Mash West	255	1672(19)	916(0)	681	95(2)
Midlands	130	2143(9)	1507(0)	592	44(2)
Masvingo	163	2037(43)	1666(11)	311	60(1)
Mat North	158	1141(9)	603(35)	526	12(0)
Mat South	35	2045(4)	1930(36)	98	17(0)
Total	3666	32304(300)	23687(274)	7495	1122(19)

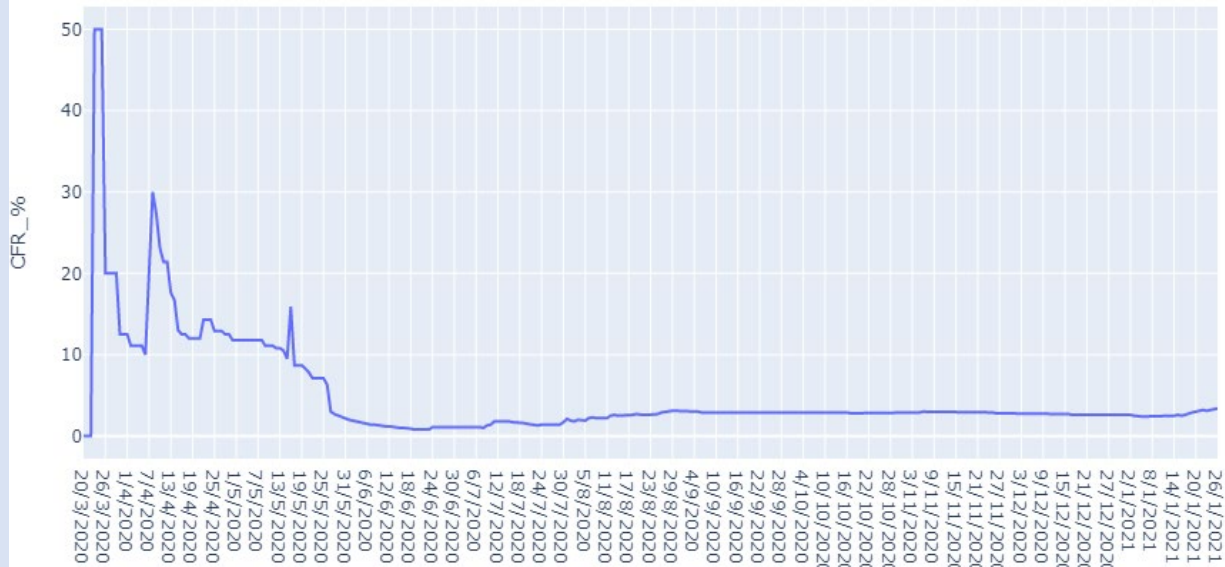
*Provinces with new cases but zero PCR tests conducted respectively received results from NMRL,NTBRL and Pvt Labs



Zimbabwe Covid-19 Cumulative Cases



Zimbabwe Covid-19 Case Fatality Ratio



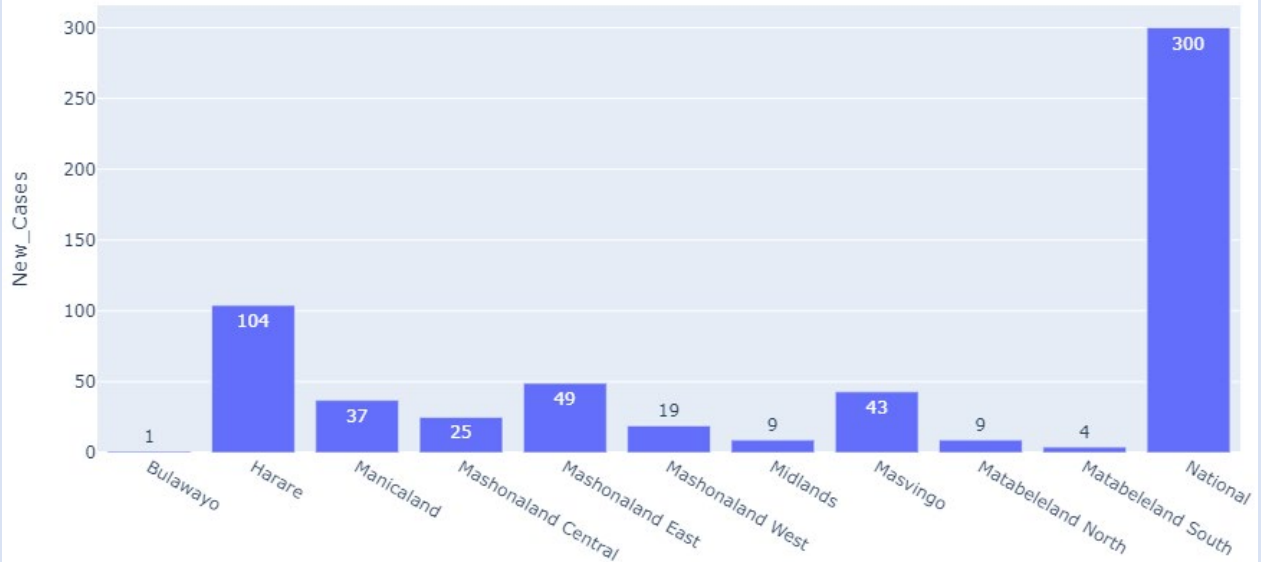
COMMENTS

- Cumulative cases curve spiking
- National Case fatality Rate now stands at **3.5 %** as at 27/1/21

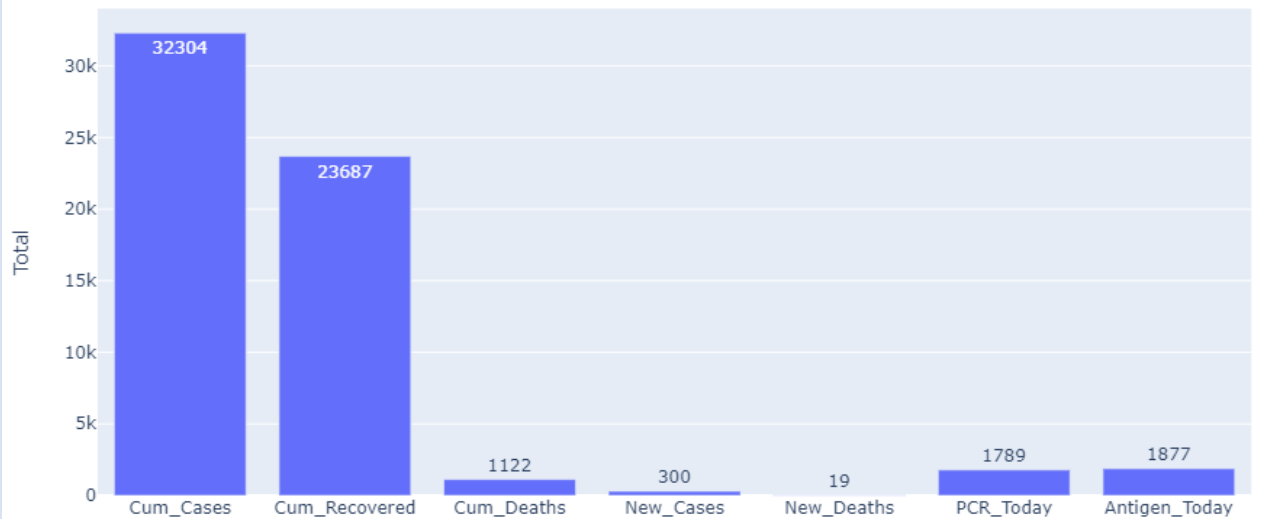


CASES ANALYTICS

New Cases Today



Covid Cases Profile

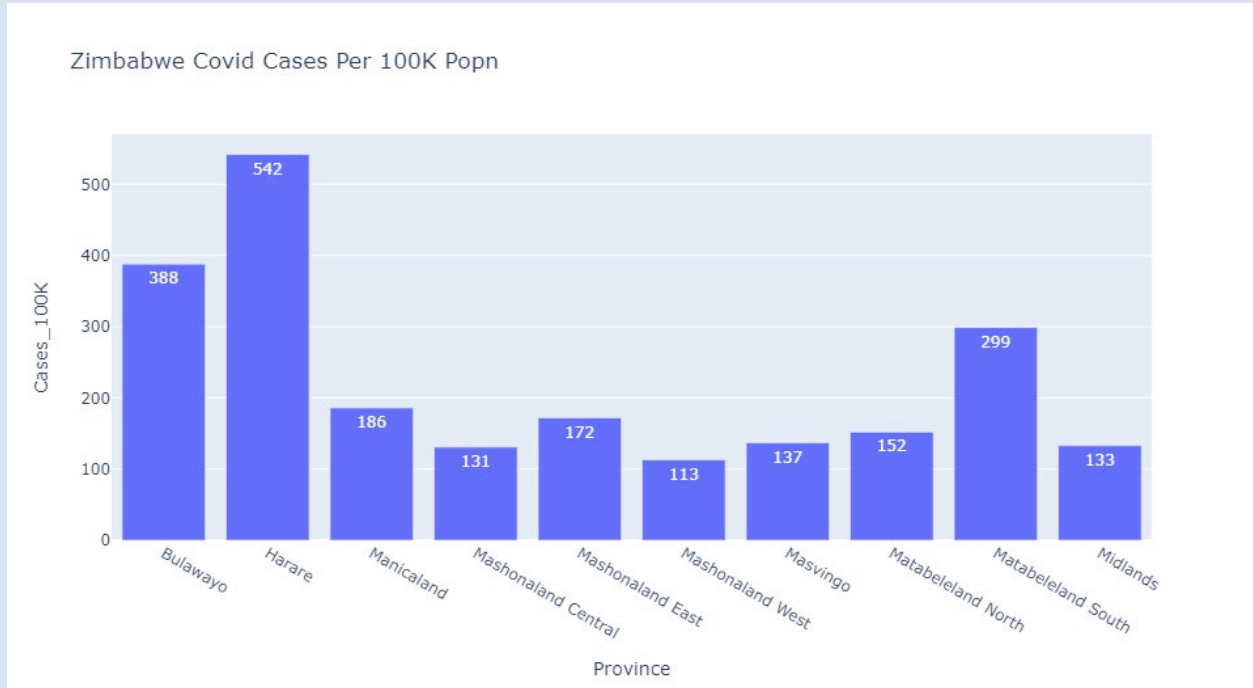


COMMENTS

- Harare reported the highest number of cases today (104)
- 19 COVID-19 deaths were reported today. 23 of the deaths occurred at institutional level with 6 at community level.
- All provinces reported cases today



INCIDENCE OF CASES BY PROVINCE

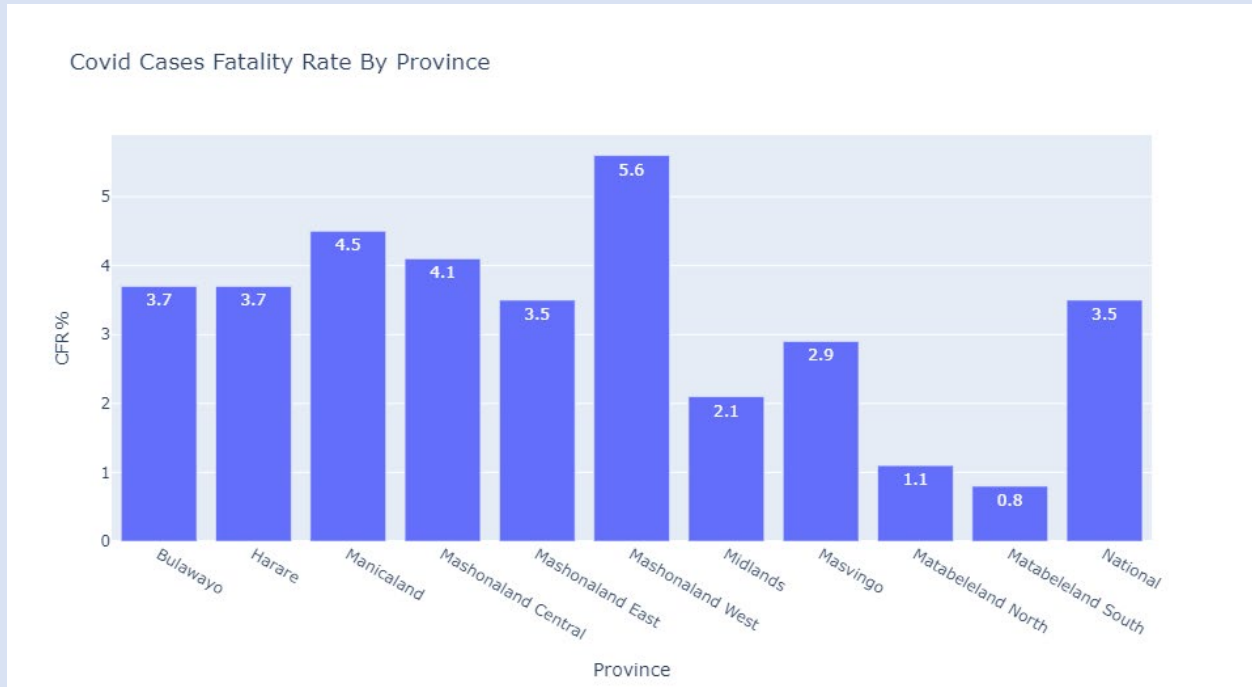


COMMENTS

- Harare has the highest incidence per capita followed by Bulawayo and Mat South
- Mash Central and Mash West have the lowest incidence of Covid per capita



COVID CASE FATALITY RATIO BY PROVINCE



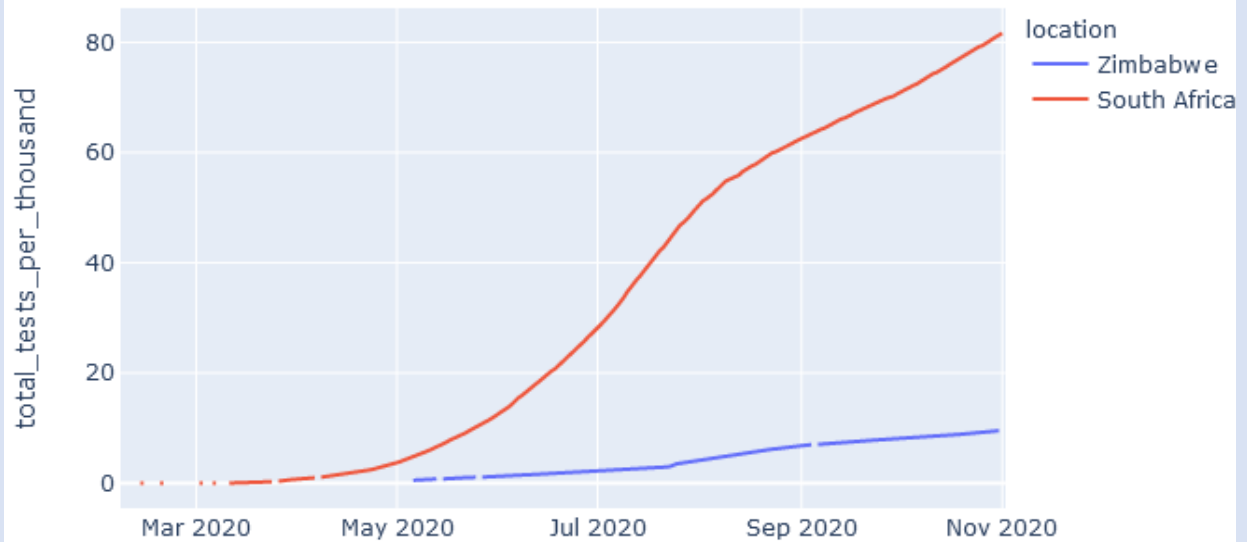
TESTING DATA

Test Type	Cumulative
PCR	293 916
RDT	111 010
Antigen	27 911

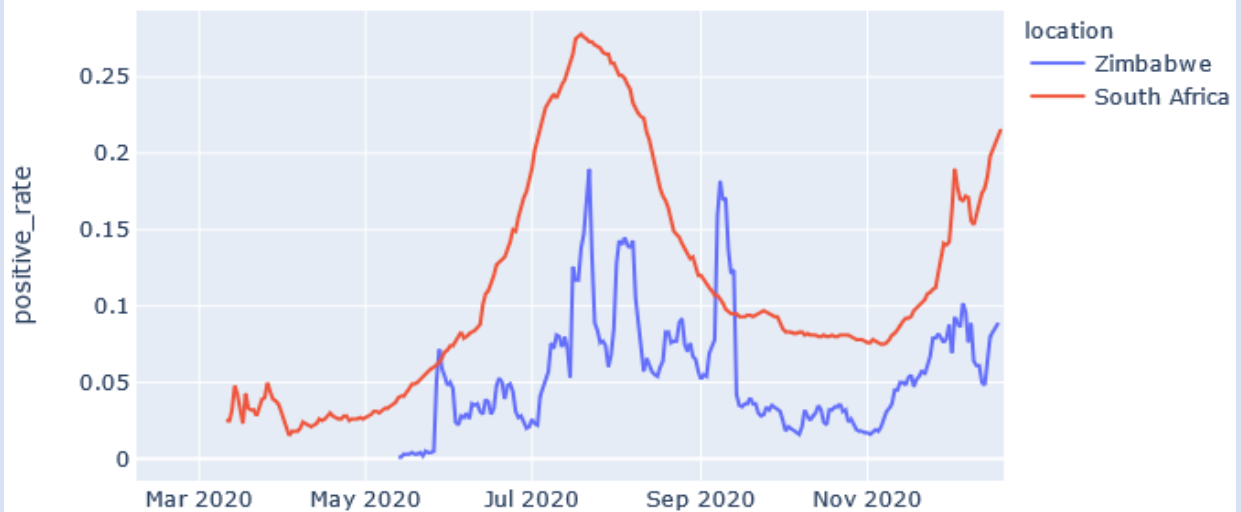


Testing Trends

Covid-19 Testing Trends



Covid 19 Daily Positivity Comparison SA and Zimbabwe



COMMENTS

- The Daily Positivity Comparison Data is as at 22/12/2020

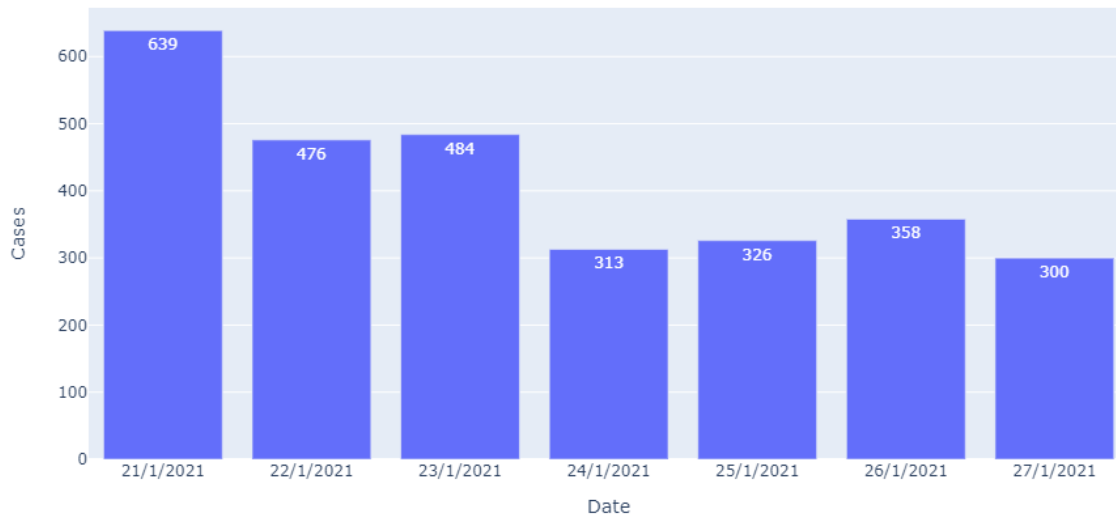
***Testing rates data is not available for other SADC countries and graph not updated due to link break**



Regional Analyses

Country	Cumulative Cases	Cumulative Deaths
Zimbabwe	32 304	1122
South Africa	1423578	41797
Mozambique	32781	271
Botswana	20658	88
Namibia	32650	301
Eswatini	14622	427
Zambia	46146	585

Zimbabwe Covid_19 Cases in the Last Seven Days

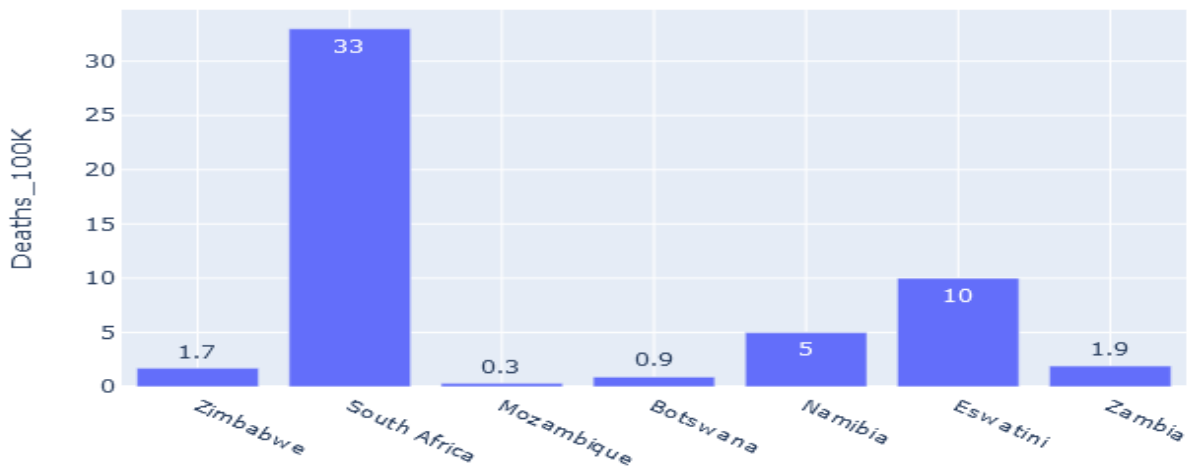




SADC Covid Cases Per 100K Population



SADC Covid Deaths Per 100K Population



COMMENTS

- SA has now surpassed **1 000 000** cases and has the highest cases and deaths per capita in the SADC region

