

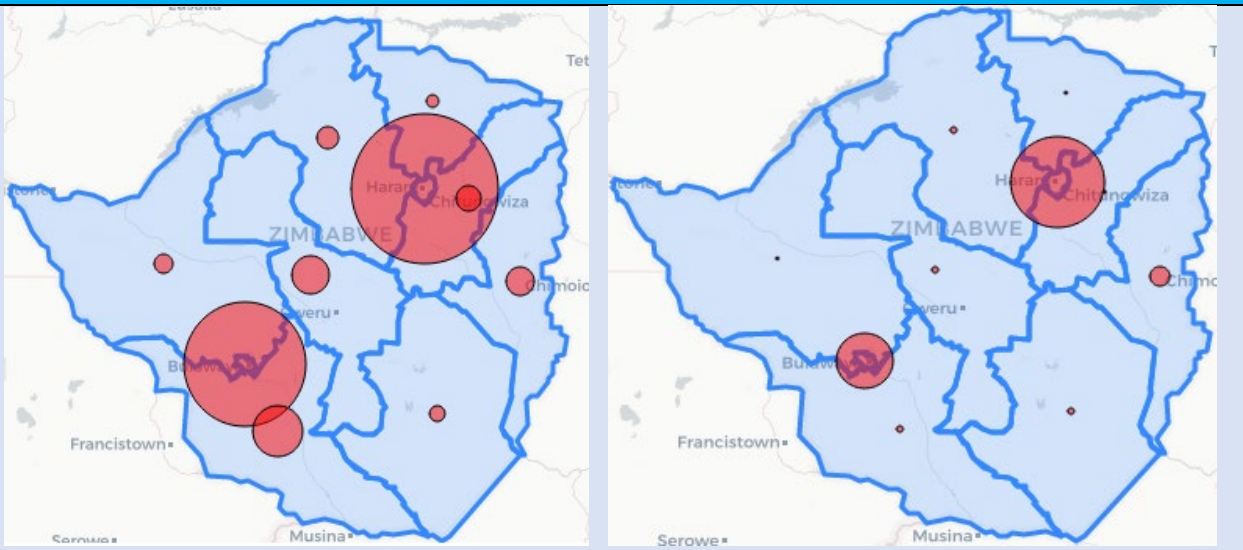


Zimbabwe Covid-19 SitRep 28/01/2021

HIGHLIGHTS TODAY

- **342** New Cases and **38** Deaths reported in the last 24 hours. (7 day rolling average* for new cases falls to **371** from **413** yesterday).
- All **342** are local cases; Harare had the highest today **83**
- As of 27 January 2021 @1500hrs there were 201 hospitalised cases: 125 mild to moderate, 63 severe and 13 in Intensive Care Units)
- **4164** tests done today (Positivity today was **8.2%**)
- **732** new recoveries reported: National Recovery rate stands at **74.8%** and Active cases go up to **7067** today.
- As of 28 January 2021, Zimbabwe has now recorded **32646** Cases **24419** recoveries and **1160** Deaths.

CASES AND DEATHS DISTRIBUTION

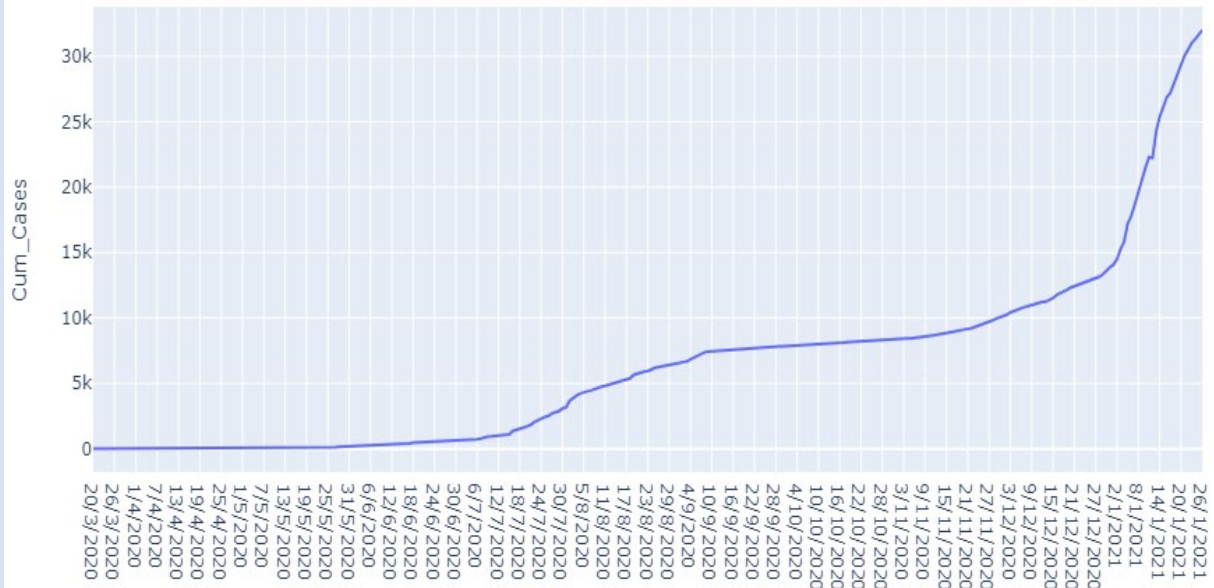


Province	PCR Tests + Ag	Cum Cases (New)	Recovered Cases (New)	Active Cases	Deaths (New)
Bulawayo	1001	4725(67)	4093(34)	453	179(5)
Harare	2006	11582(83)	8379(339)	2763	440(11)
Manicaland	277	3326(69)	2279(107)	895	152(5)
Mash Cent	57	1534(20)	1157(23)	313	64(2)
Mash East	60	2332(14)	1660(0)	588	84(2)
Mash West	240	1750(58)	938(22)	705	107(12)
Midlands	93	2150(7)	1666(159)	440	44(0)
Masvingo	210	2051(14)	1709(43)	281	61(1)
Mat North	114	1150(9)	608(5)	580	12(0)
Mat South	106	2046(1)	1930(0)	99	17(0)
Total	4164	32646(342)	24419(732)	7067	1160(38)

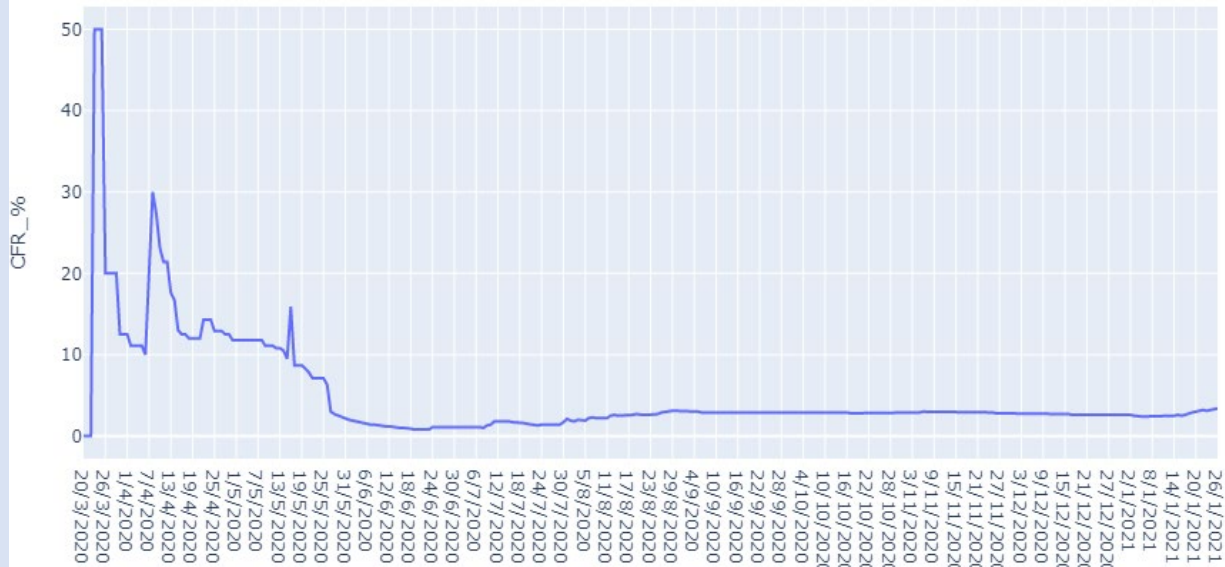
*Provinces with new cases but zero PCR tests conducted respectively received results from NMRL,NTBRL and Pvt Labs



Zimbabwe Covid-19 Cumulative Cases



Zimbabwe Covid-19 Case Fatality Ratio



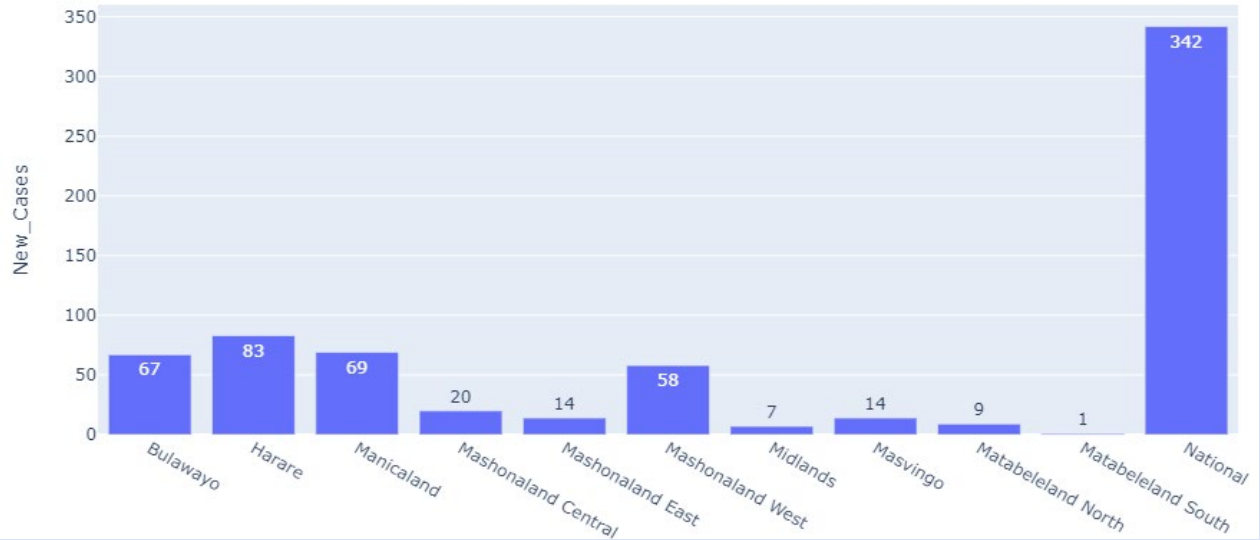
COMMENTS

- Cumulative cases curve spiking
- National Case fatality Rate now stands at **3.6 %** as at 28/1/21

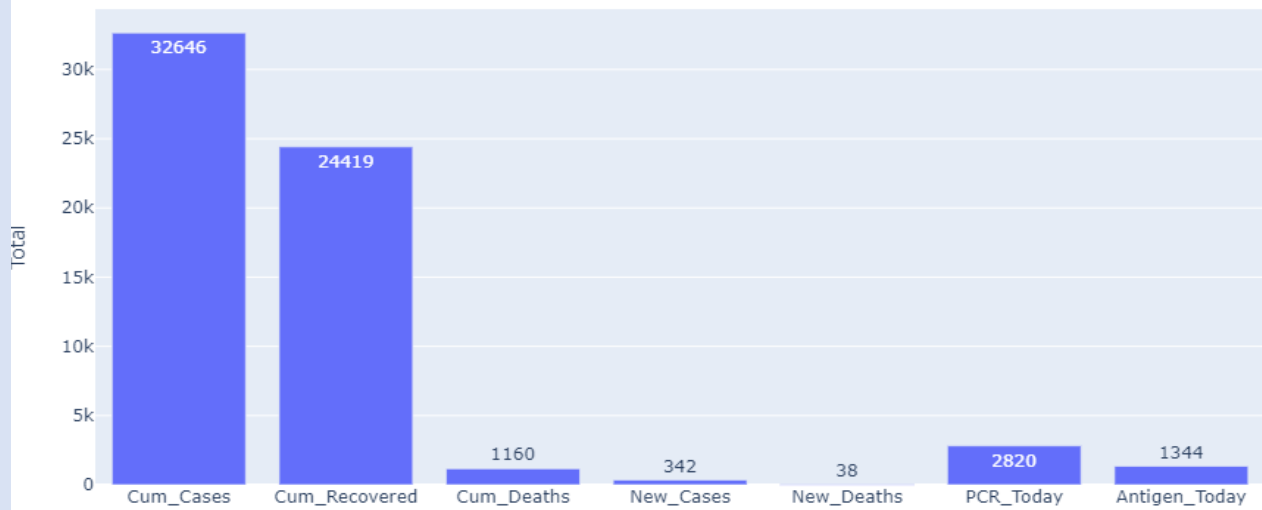


CASES ANALYTICS

New Cases Today



Covid Cases Profile

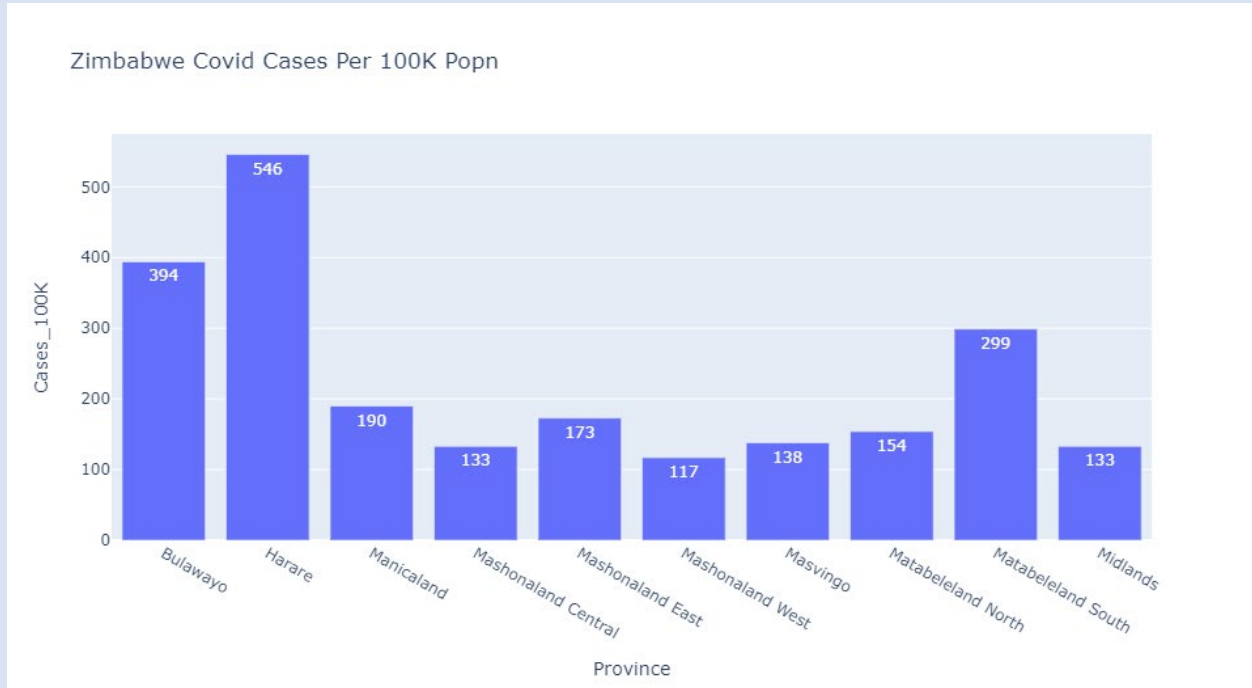


COMMENTS

- Harare reported the highest number of cases today (**83**)
- **38** COVID-19 deaths were reported today. 21 of the deaths occurred at institutional level with 17 at community level.
- **All provinces reported cases today**



INCIDENCE OF CASES BY PROVINCE

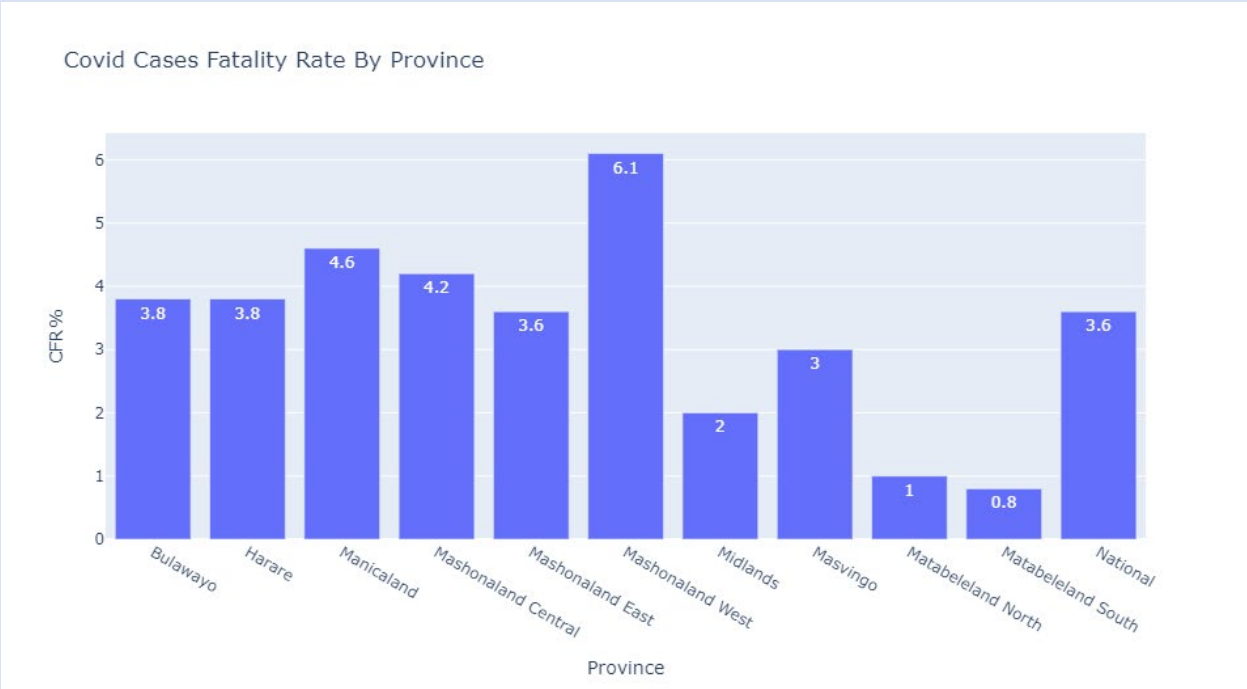


COMMENTS

- Harare has the highest incidence per capita followed by Bulawayo and Mat South
- Mash Central and Mash West have the lowest incidence of Covid per capita



COVID CASE FATALITY RATIO BY PROVINCE



TESTING DATA

Test Type	Cumulative
PCR	296 736
RDT	111 010
Antigen	29 255

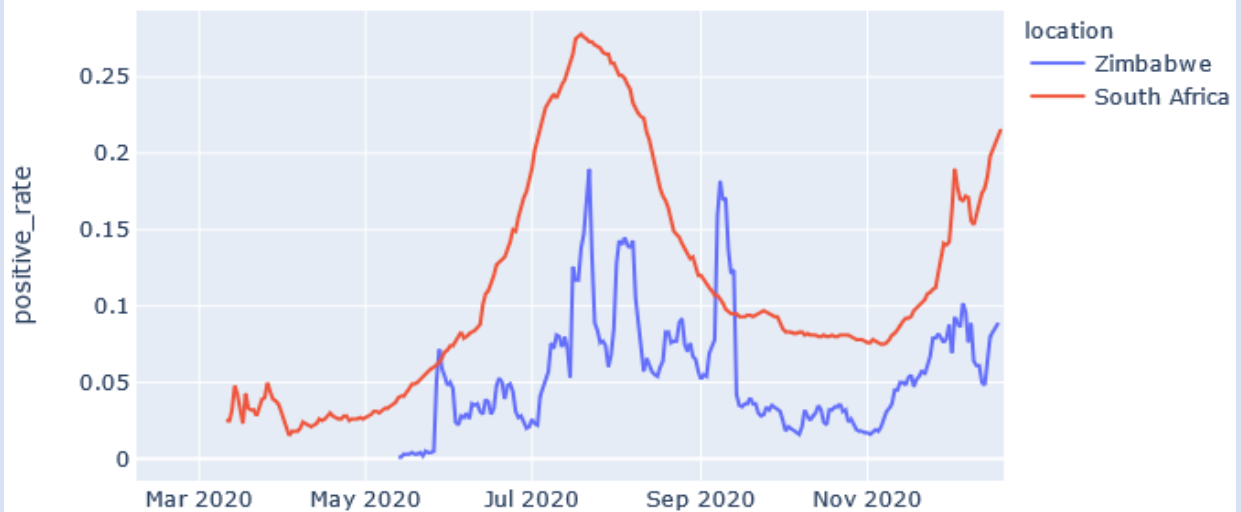


Testing Trends

Covid-19 Testing Trends



Covid 19 Daily Positivity Comparison SA and Zimbabwe



COMMENTS

- The Daily Positivity Comparison Data is as at 22/12/2020

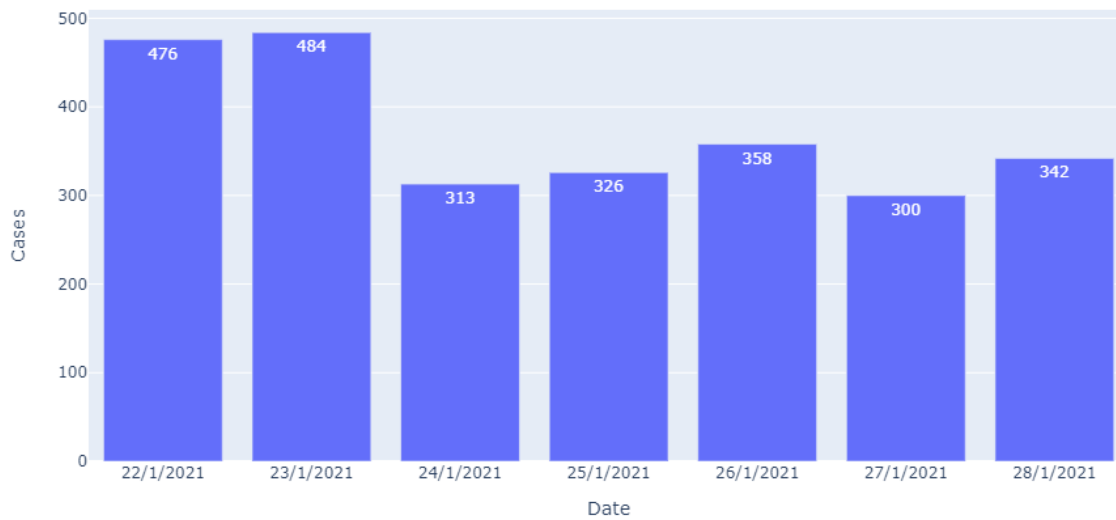
***Testing rates data is not available for other SADC countries and graph not updated due to link break**



Regional Analyses

Country	Cumulative Cases	Cumulative Deaths
Zimbabwe	32 646	1160
South Africa	1437798	43105
Mozambique	32781	271
Botswana	20658	88
Namibia	32650	301
Eswatini	14622	427
Zambia	46146	585

Zimbabwe Covid_19 Cases in the Last Seven Days

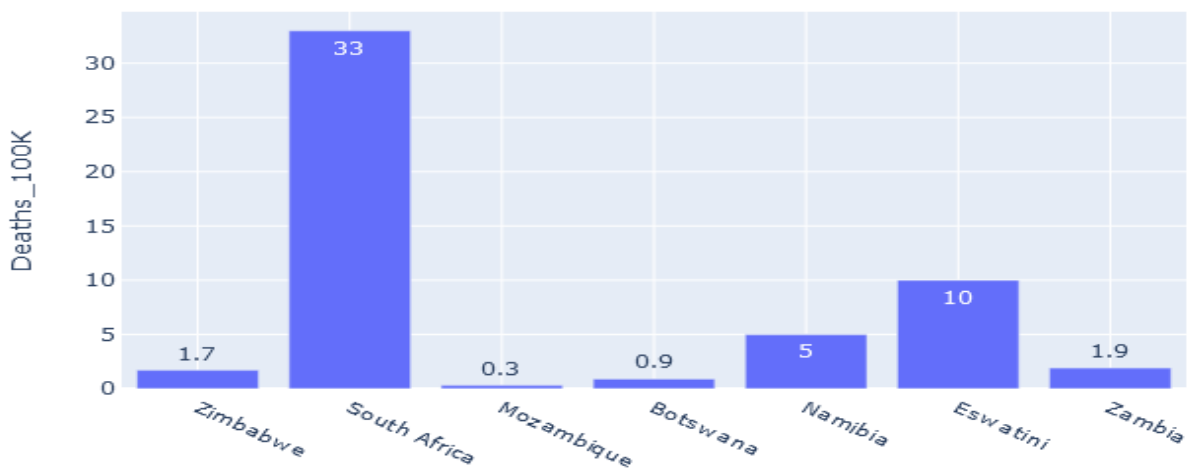




SADC Covid Cases Per 100K Population



SADC Covid Deaths Per 100K Population



COMMENTS

- SA has now surpassed **1 000 000** cases and has the highest cases and deaths per capita in the SADC region

