

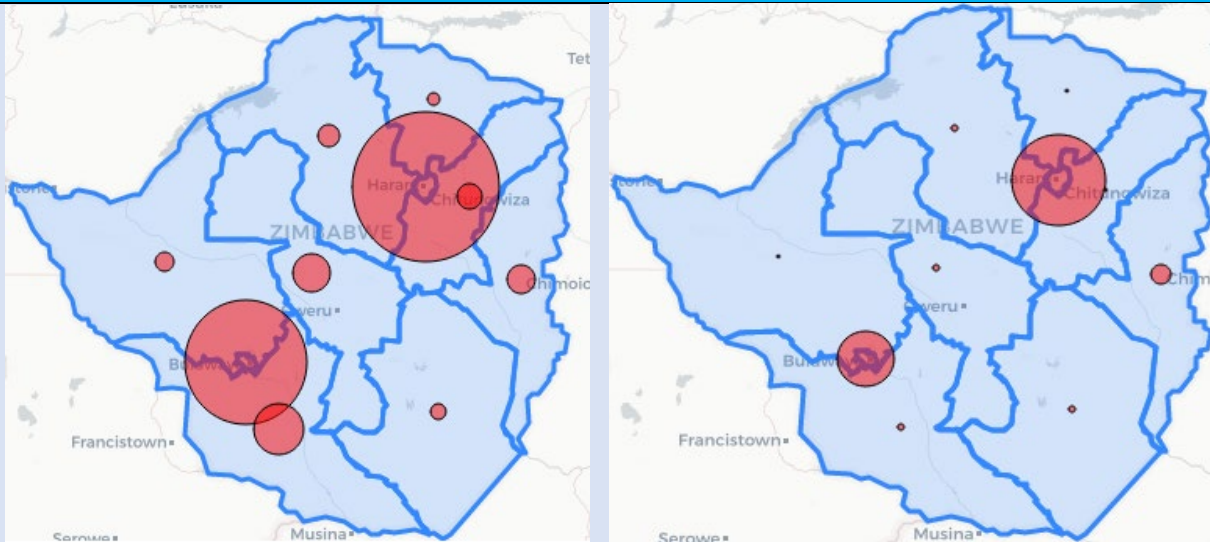


## Zimbabwe Covid-19 SitRep 30/01/2021

### HIGHLIGHTS TODAY

- **321** New Cases and **15** Deaths reported in the last 24 hours. (*7 day rolling average\* for new cases falls to 323 from 347 yesterday*).
- All **321** are local cases; Harare had the highest today **92**
- *As of 29 January 2021 @1500hrs there were 108 hospitalised cases: 87 mild to moderate, 16 severe and 5 in Intensive Care Units NB Parirenyatwa and UBH did not submit reports today*
- **1985** tests done today (*Positivity today was 16%*)
- **489** new recoveries reported: National Recovery rate stands at **76.2%** and Active cases go down to **6719** today.
- As of 30 January 2021, Zimbabwe has now recorded **33 273** Cases **25361** recoveries and **1193** Deaths.

### CASES AND DEATHS DISTRIBUTION

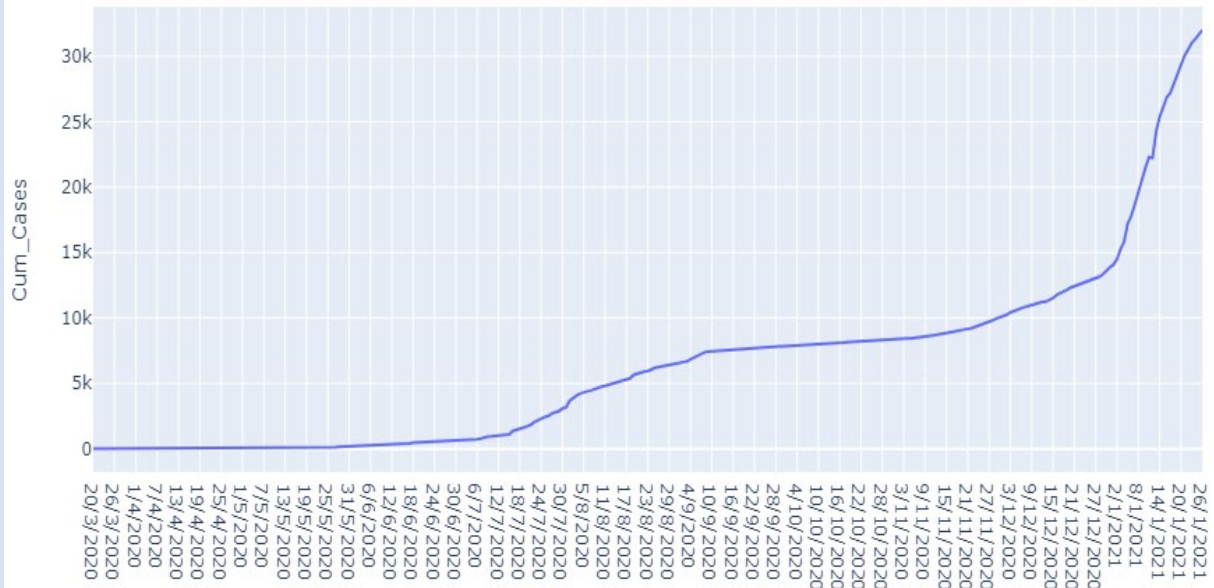


Province	PCR Tests + Ag	Cum Cases (New)	Recovered Cases (New)	Active Cases	Deaths (New)
Bulawayo	304	4825(54)	4183(36)	457	180(1)
Harare	920	11767(92)	8872(242)	2446	449(6)
Manicaland	180	3411(51)	2409(57)	840	162(3)
Mash Cent	56	1565(15)	1197(26)	303	65(0)
Mash East	64	2347(3)	1660(0)	603	84(0)
Mash West	132	1790(4)	990(46)	686	114(4)
Midlands	31	2250(70)	1666(0)	537	47(1)
Masvingo	122	2090(12)	1827(75)	201	62(0)
Mat North	41	1162(9)	609(1)	540	13(0)
Mat South	135	2066(11)	1943(6)	106	17(0)
<b>Total</b>	<b>1985</b>	<b>33273(321)</b>	<b>25361(489)</b>	<b>6719</b>	<b>1193(15)</b>

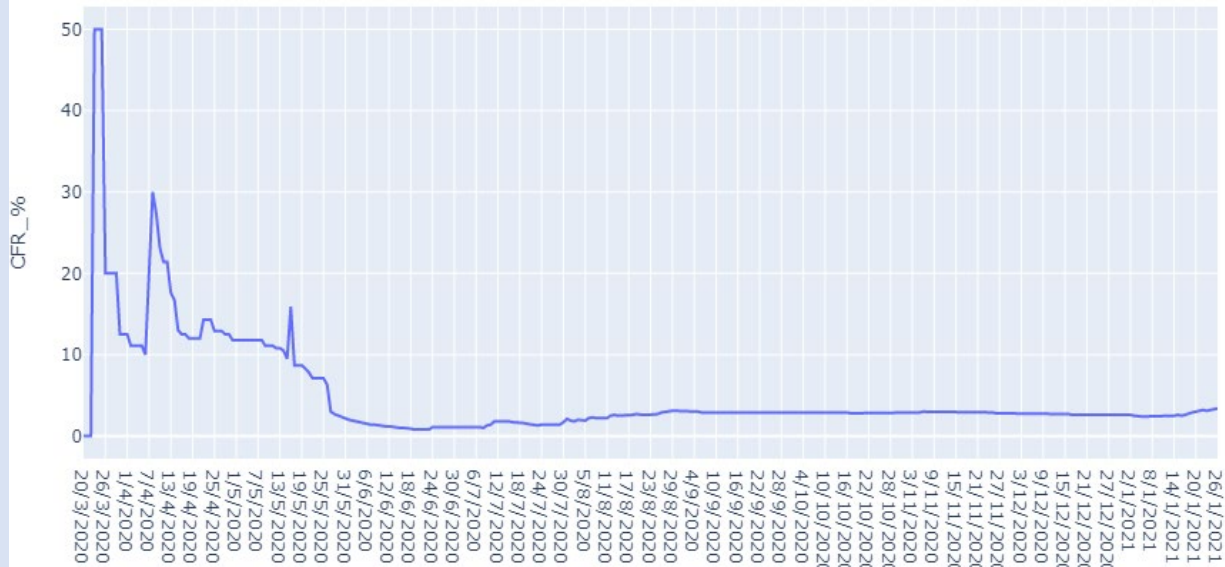
\*Provinces with new cases but zero PCR tests conducted respectively received results from NMRL,NTBRL and Pvt Labs



### Zimbabwe Covid-19 Cumulative Cases



### Zimbabwe Covid-19 Case Fatality Ratio



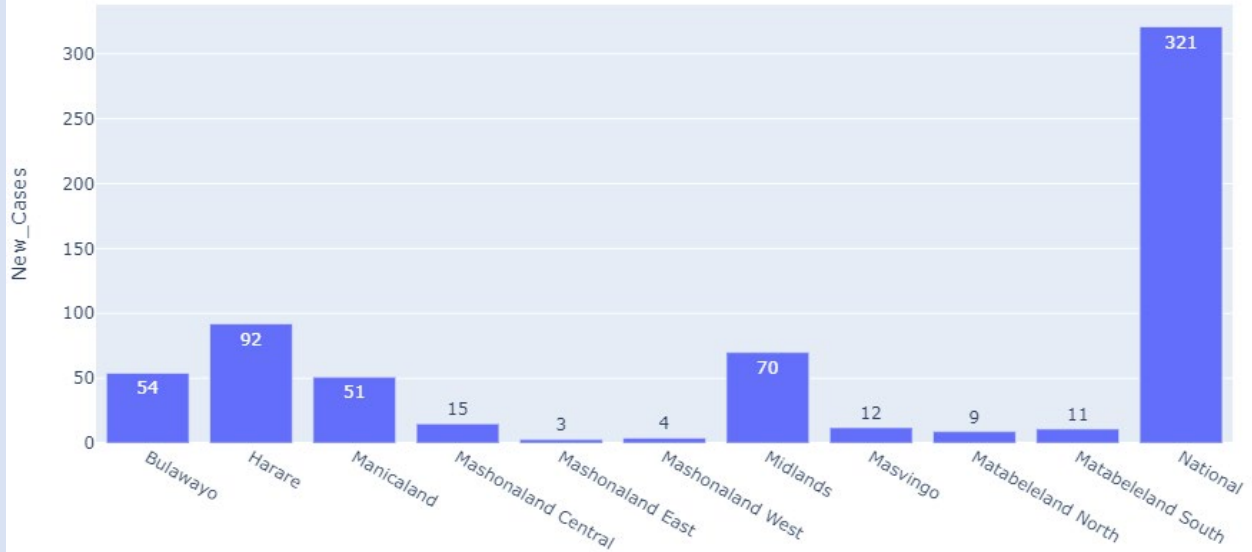
### COMMENTS

- Cumulative cases curve spiking
- National Case fatality Rate now stands at **3.6 %** as at 30/1/21

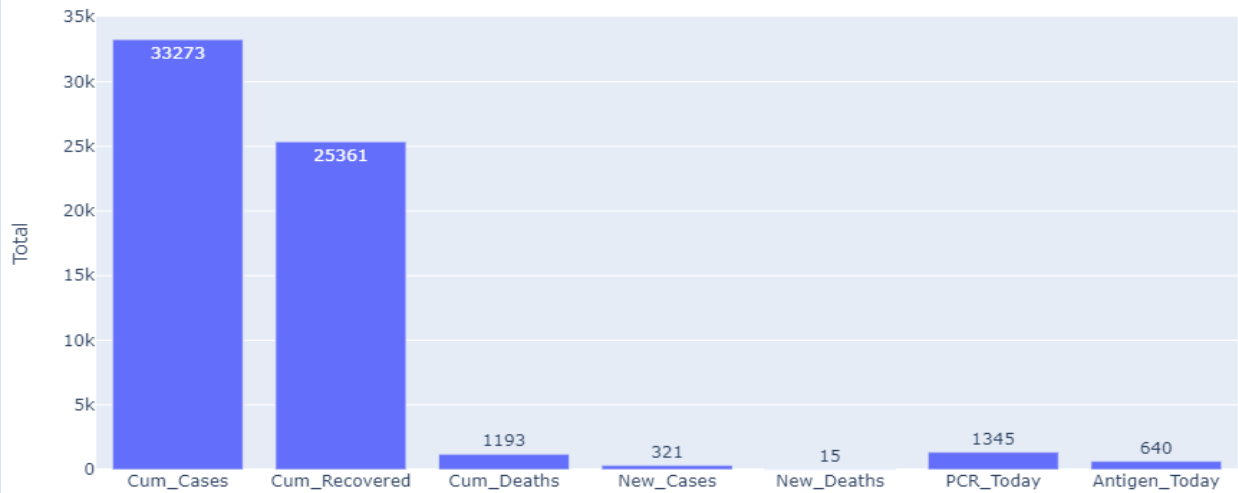


## CASES ANALYTICS

New Cases Today



Covid Cases Profile

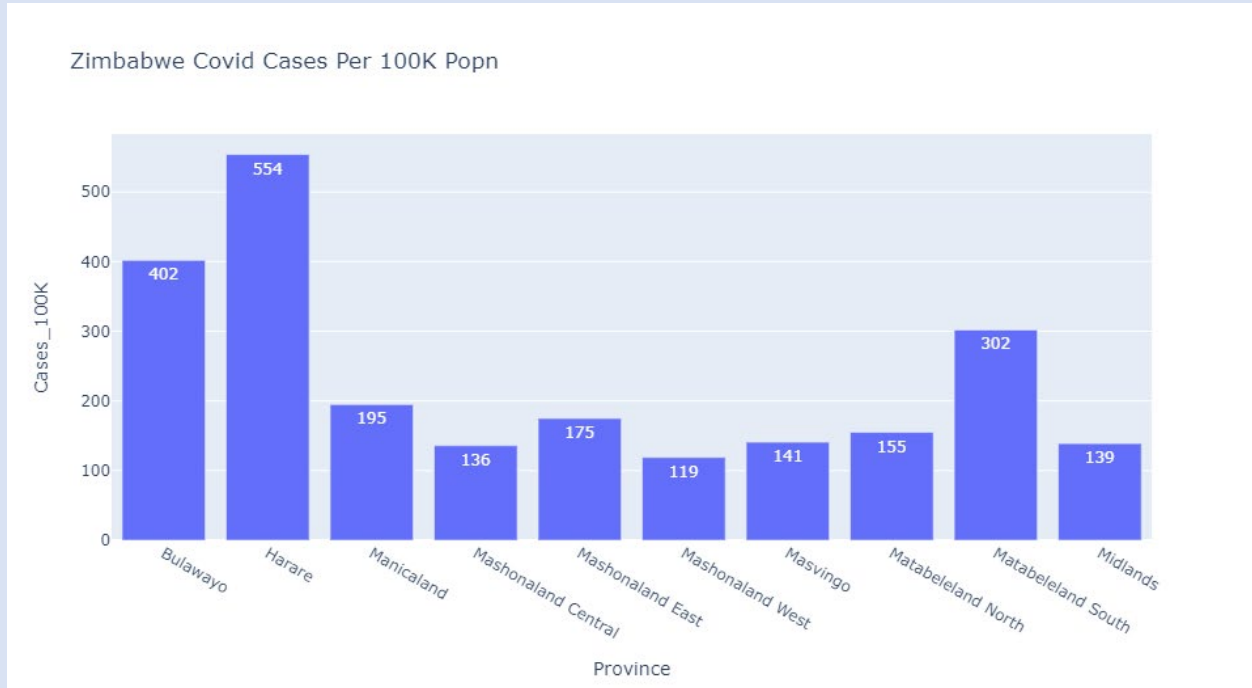


## COMMENTS

- Harare reported the highest number of cases today (92)
- 15 COVID-19 deaths were reported today. 12 of the deaths occurred at institutional level with 3 at community level.
- All provinces reported cases today



## INCIDENCE OF CASES BY PROVINCE

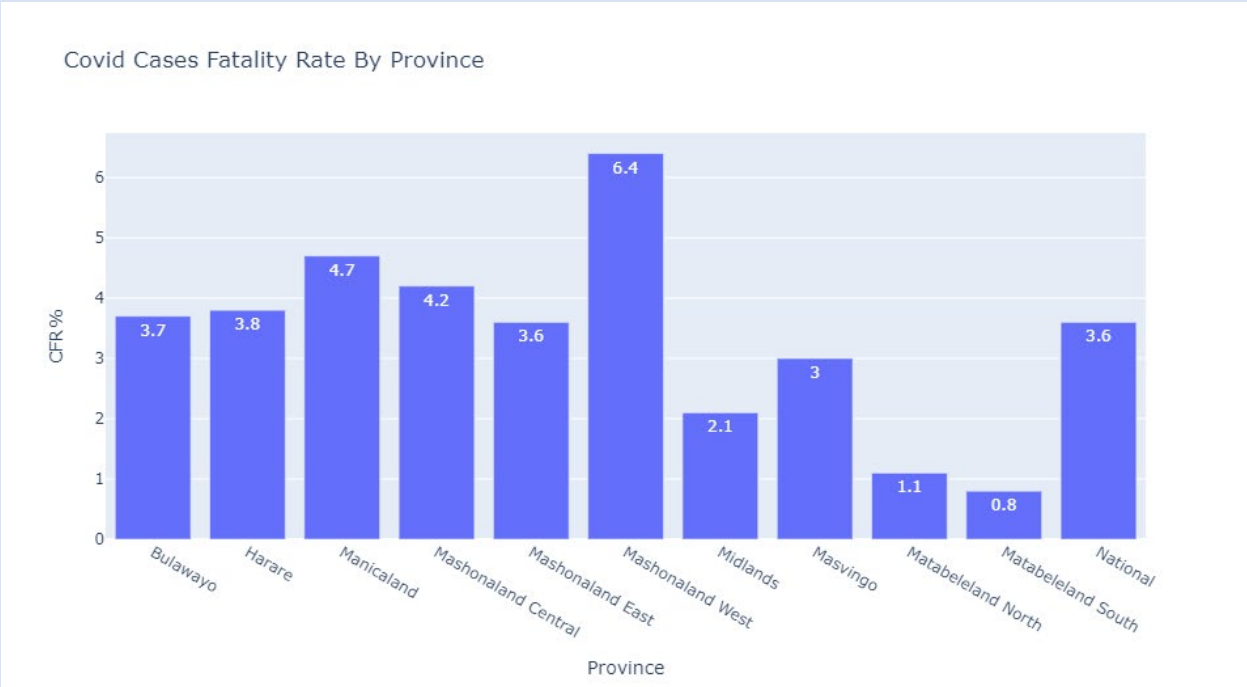


## COMMENTS

- Harare has the highest incidence per capita followed by Bulawayo and Mat South
- Mash Central and Mash West have the lowest incidence of Covid per capita



## COVID CASE FATALITY RATIO BY PROVINCE



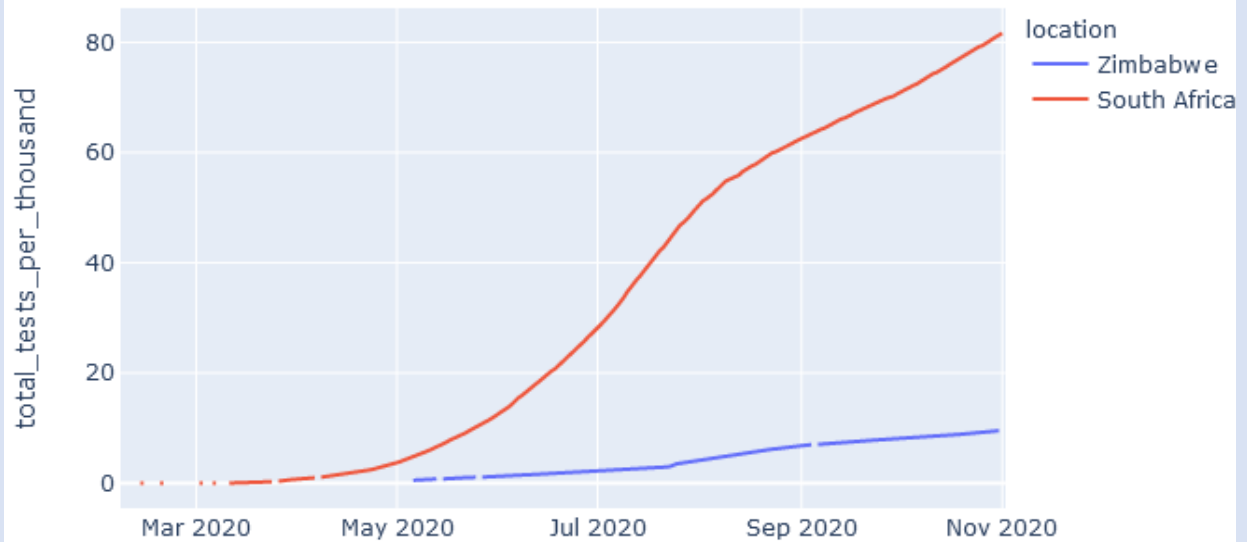
## TESTING DATA

Test Type	Cumulative
PCR	300 294
RDT	111 010
Antigen	31 939

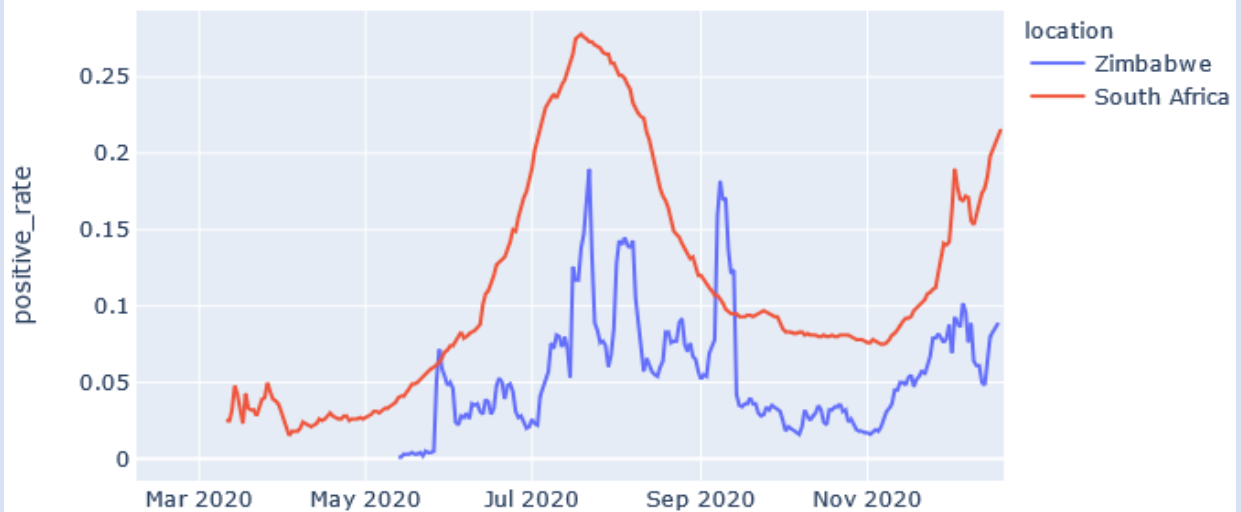


## Testing Trends

### Covid-19 Testing Trends



### Covid 19 Daily Positivity Comparison SA and Zimbabwe



## COMMENTS

- The Daily Positivity Comparison Data is as at 22/12/2020

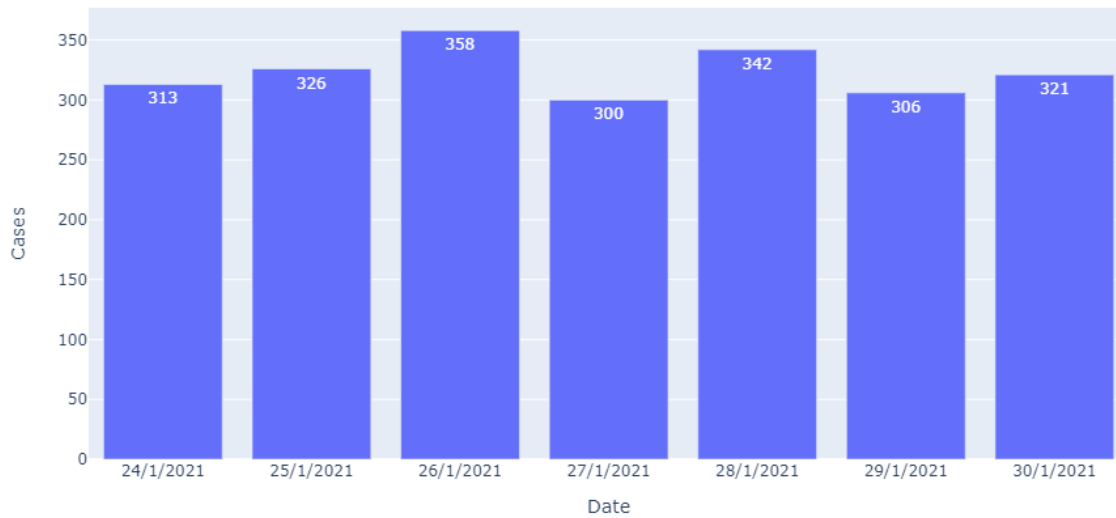
**\*Testing rates data is not available for other SADC countries and graph not updated due to link break**



## Regional Analyses

Country	Cumulative Cases	Cumulative Deaths
Zimbabwe	33273	1193
South Africa	1443939	43105
Mozambique	35833	271
Botswana	21293	88
Namibia	33459	301
Eswatini	15383	427
Zambia	50319	585

Zimbabwe Covid\_19 Cases in the Last Seven Days

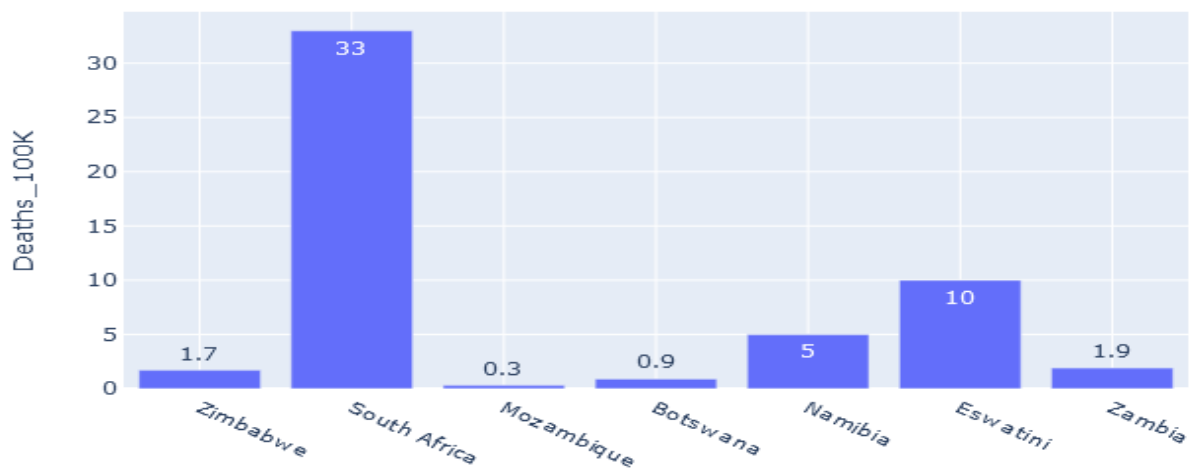




### SADC Covid Cases Per 100K Population



### SADC Covid Deaths Per 100K Population



### COMMENTS

- SA has now surpassed **1 000 000** cases and has the highest cases and deaths per capita in the SADC region

