

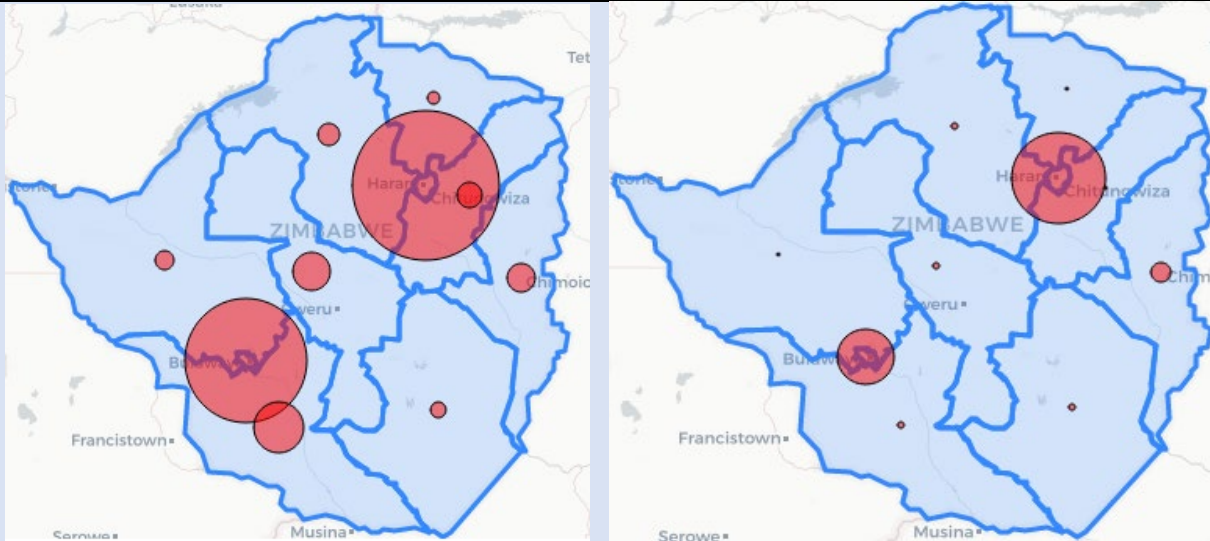


Zimbabwe Covid-19 SitRep 31/01/2021

HIGHLIGHTS TODAY

- **115** New Cases and **24** Deaths reported in the last 24 hours. (*7 day rolling average* for new cases falls to 295 from 323 yesterday*).
- All **115** are local cases; Mash West had the highest today **29**.
- *As of 30 January 2021 @1500hrs there were 77 hospitalised cases: 64 mild to moderate, 9 severe and 4 in Intensive Care Units NB Parirenyatwa ,Mater Dei, Health Point, Arundel, Masvingo , Mat North, Midlands and UBH did not submit reports for hospitalisations today*
- **1762** tests done today (*Positivity today was 6.5%*)
- **683** new recoveries reported: National Recovery rate stands at **78%** and Active cases go down to **6127** today.
- As of 31 January 2021, Zimbabwe has now recorded **33 388** Cases **26044** recoveries and **1217** Deaths.

CASES AND DEATHS DISTRIBUTION

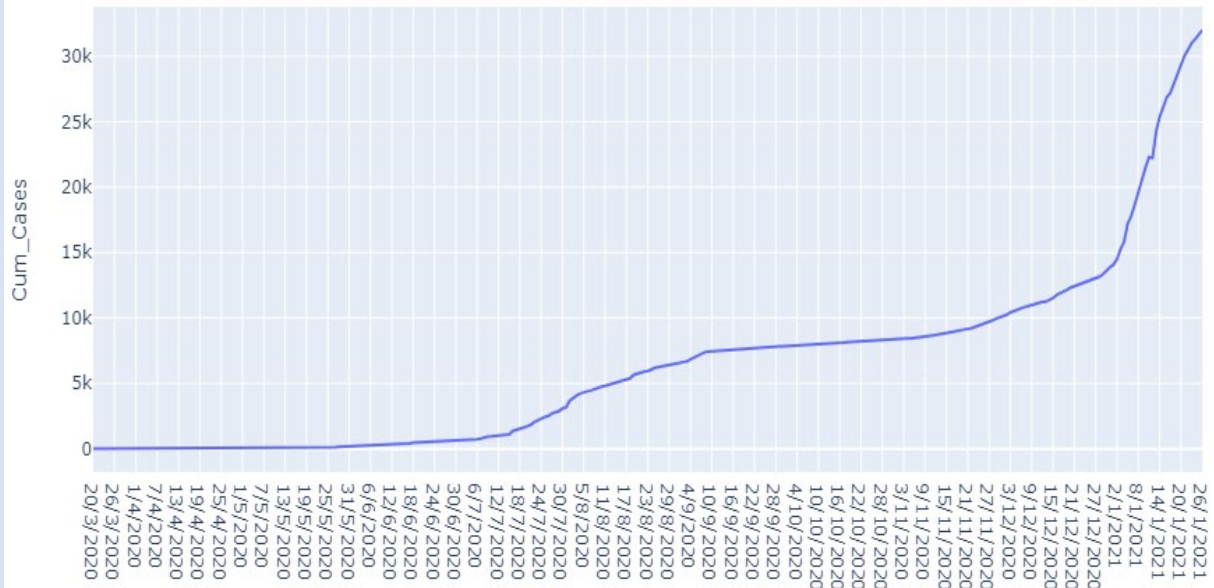


Province	PCR Tests + Ag	Cum Cases (New)	Recovered Cases (New)	Active Cases	Deaths (New)
Bulawayo	207	4839(14)	4215(27)	438	186(6)
Harare	1135	11783(16)	9165(293)	2158	450(11)
Manicaland	45	3416(5)	2506(97)	746	164(2)
Mash Cent	21	1566(1)	1214(17)	287	65(0)
Mash East	8	2357(10)	1700(40)	569	88(4)
Mash West	147	1829(29)	992(2)	713	114(0)
Midlands	11	2265(15)	1825(159)	392	48(1)
Masvingo	15	2107(17)	1875(48)	170	62(0)
Mat North	99	1162(0)	609(0)	540	13(0)
Mat South	74	2074(8)	1943(0)	114	17(0)
Total	1762	33388(115)	26044(683)	6127	1217(24)

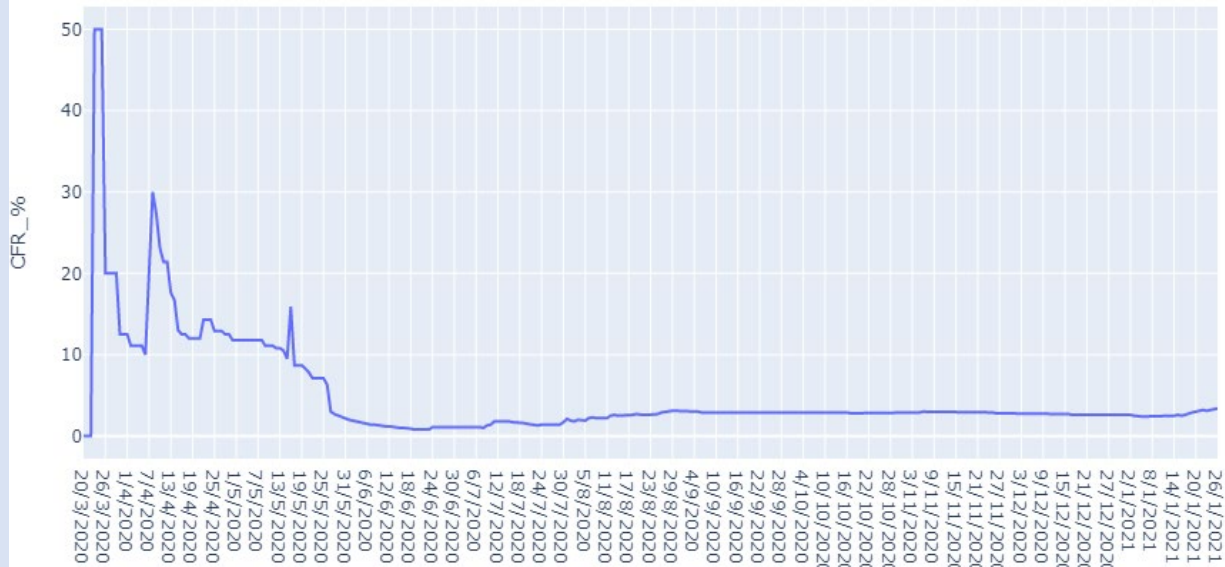
*Provinces with new cases but zero PCR tests conducted respectively received results from NMRL,NTBRL and Pvt Labs



Zimbabwe Covid-19 Cumulative Cases



Zimbabwe Covid-19 Case Fatality Ratio



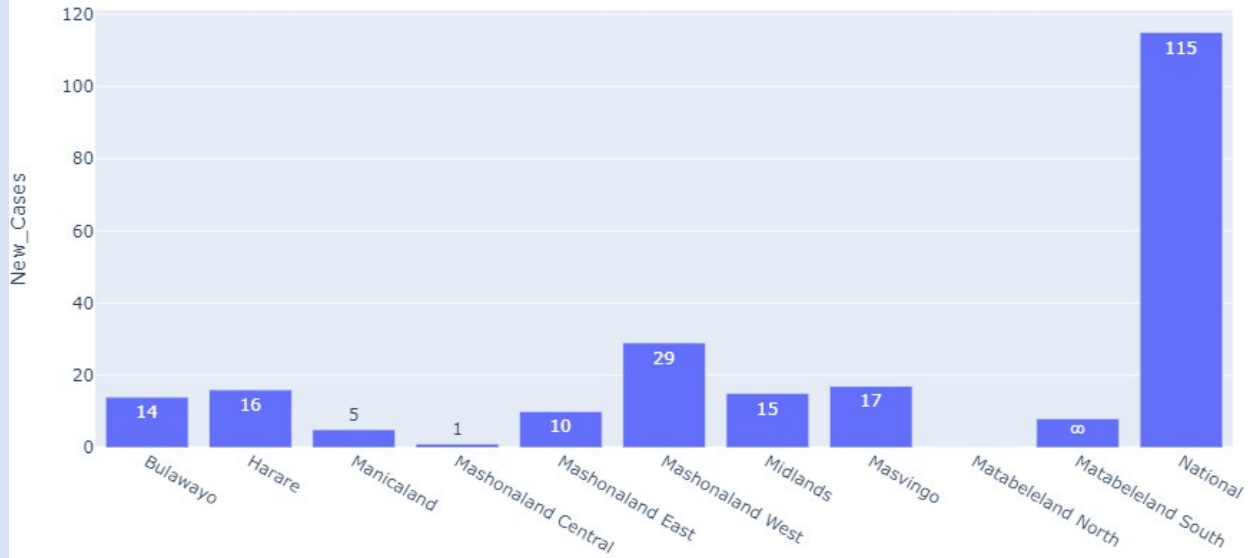
COMMENTS

- Cumulative cases curve spiking
- National Case fatality Rate now stands at **3.6 %** as at 31/1/21

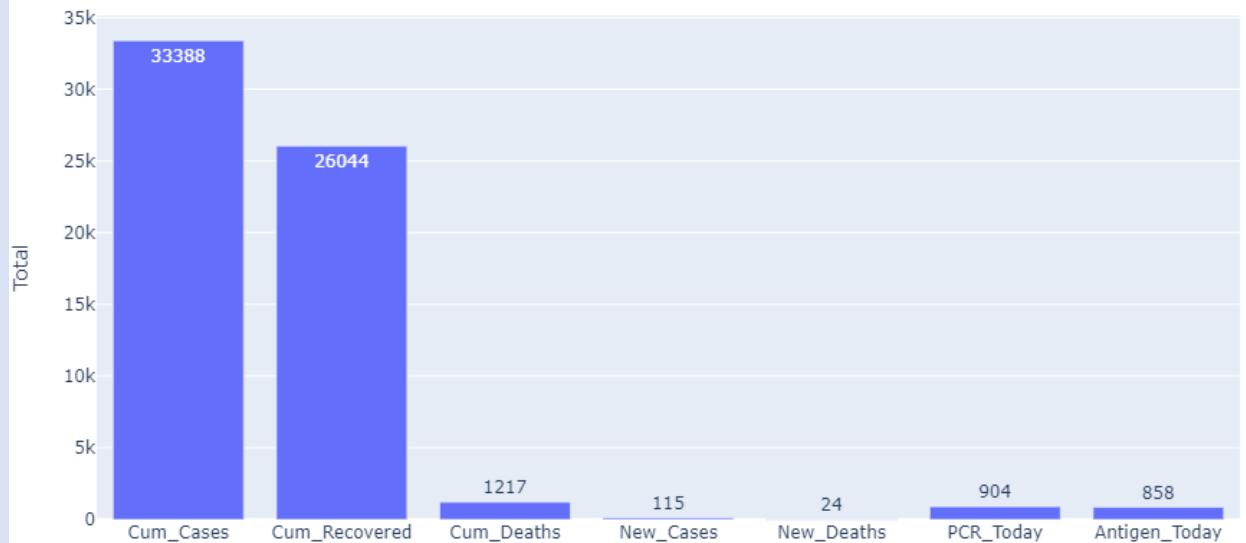


CASES ANALYTICS

New Cases Today



Covid Cases Profile

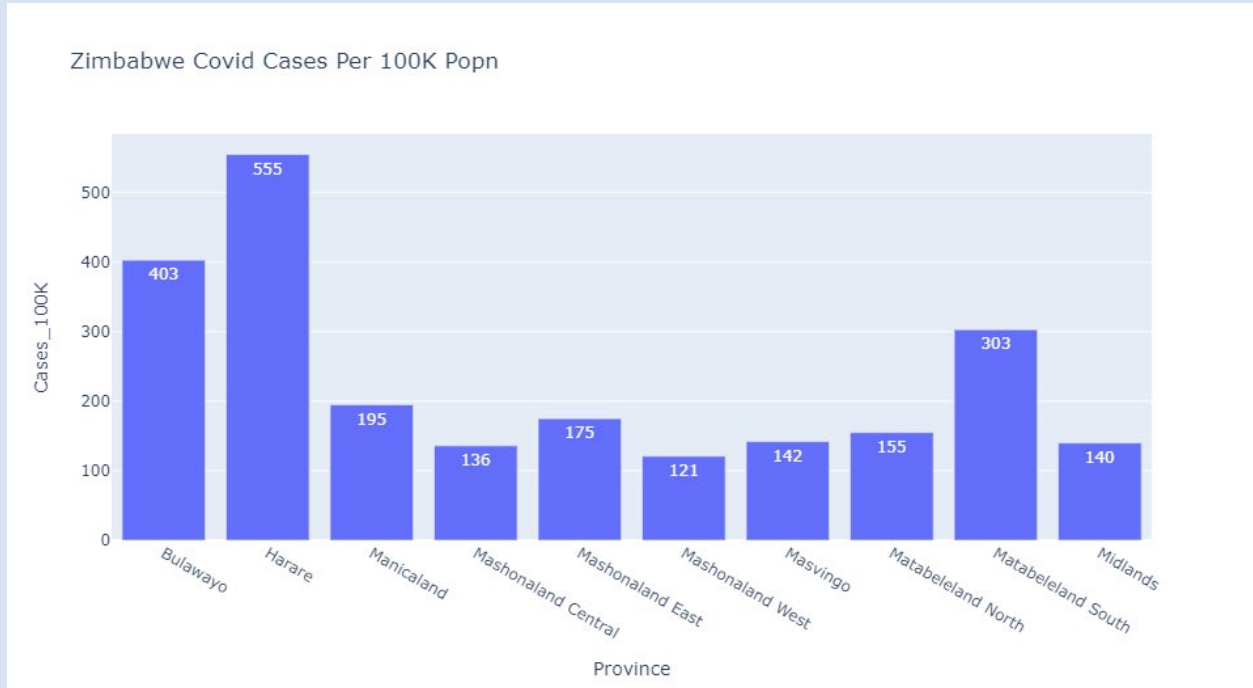


COMMENTS

- **Mash West reported the highest number of cases today (29)**
- **24 COVID-19 deaths were reported today. 9 of the deaths occurred at institutional level with 15 at community level.**
- **All provinces except Mat North reported cases today**



INCIDENCE OF CASES BY PROVINCE

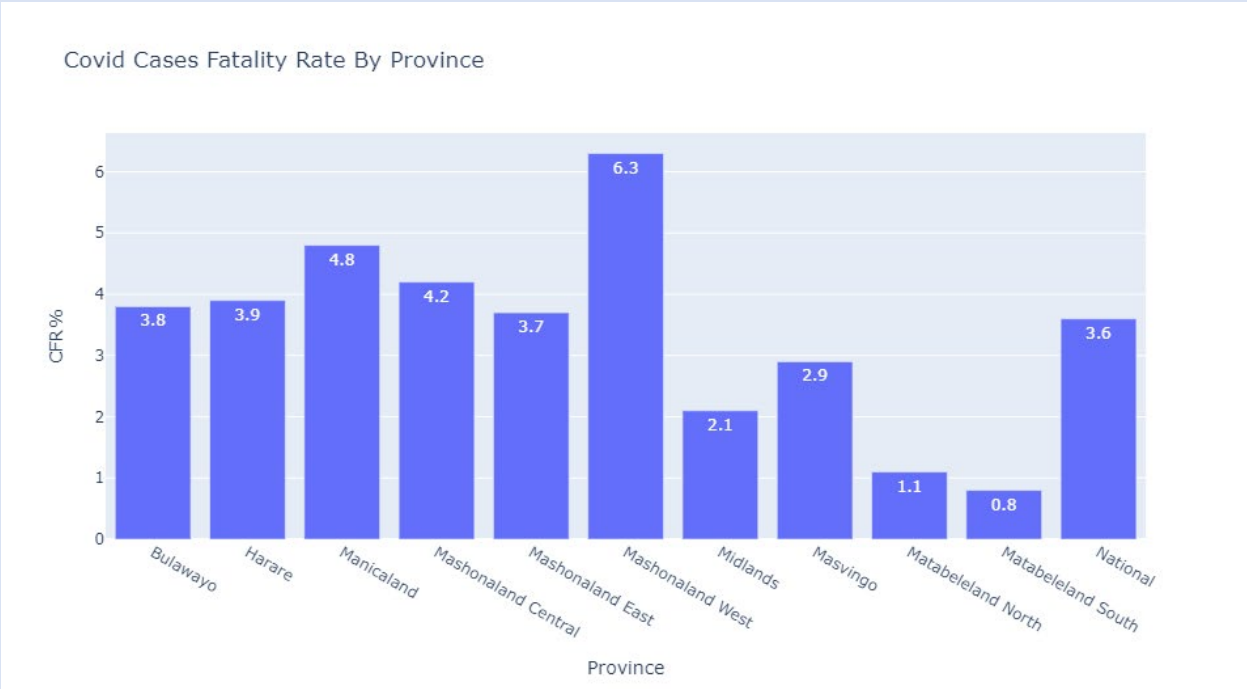


COMMENTS

- Harare has the highest incidence per capita followed by Bulawayo and Mat South
- Mash Central and Mash West have the lowest incidence of Covid per capita



COVID CASE FATALITY RATIO BY PROVINCE



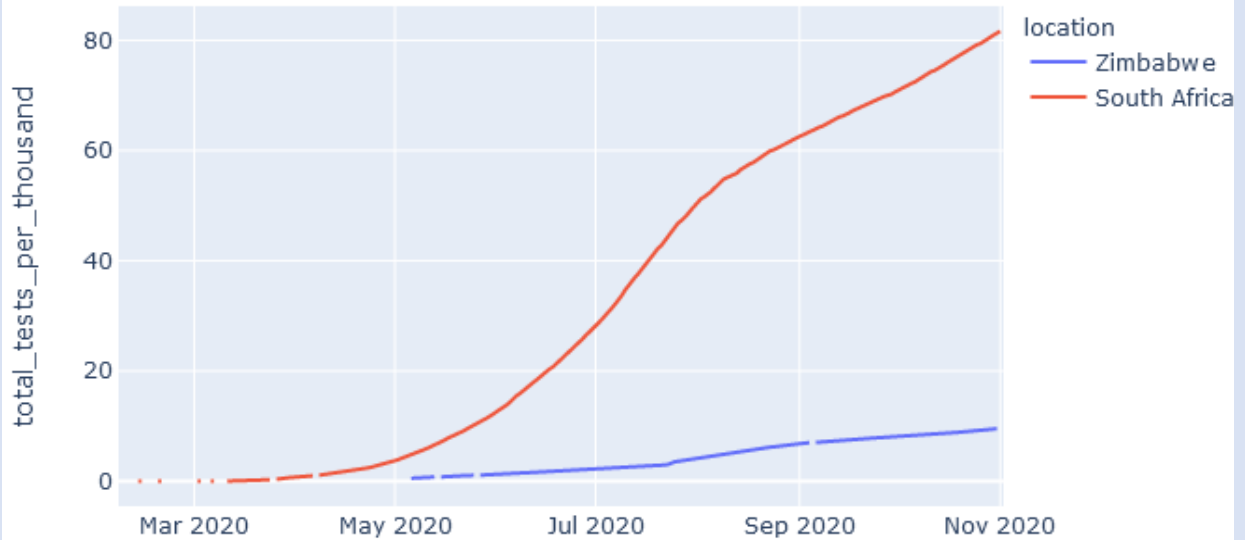
TESTING DATA

Test Type	Cumulative
PCR	301 198
RDT	111 010
Antigen	32 797

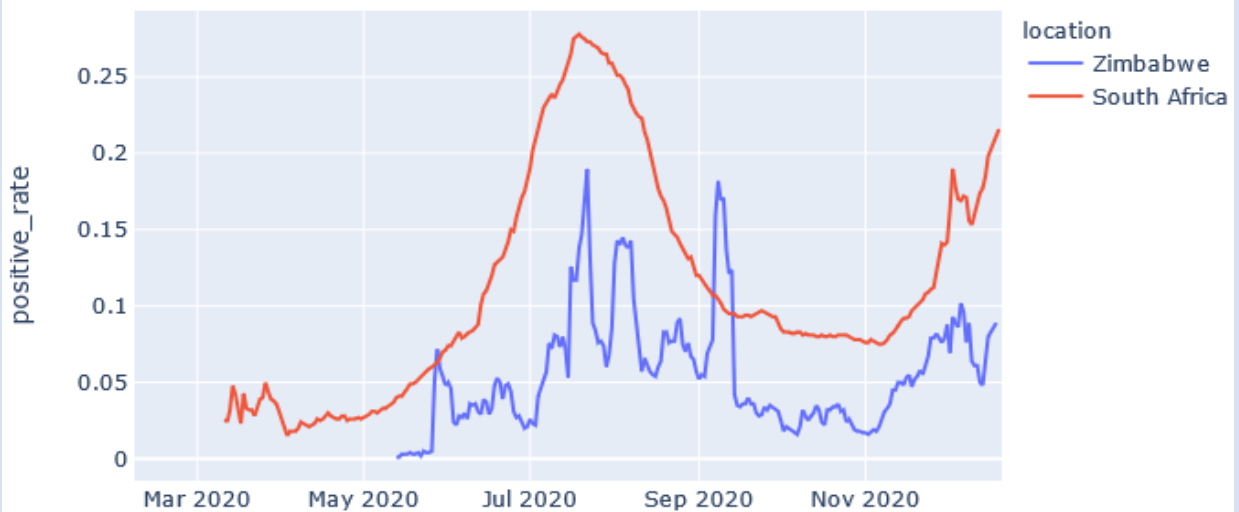


Testing Trends

Covid-19 Testing Trends



Covid 19 Daily Positivity Comparison SA and Zimbabwe



COMMENTS

- The Daily Positivity Comparison Data is as at 22/12/2020

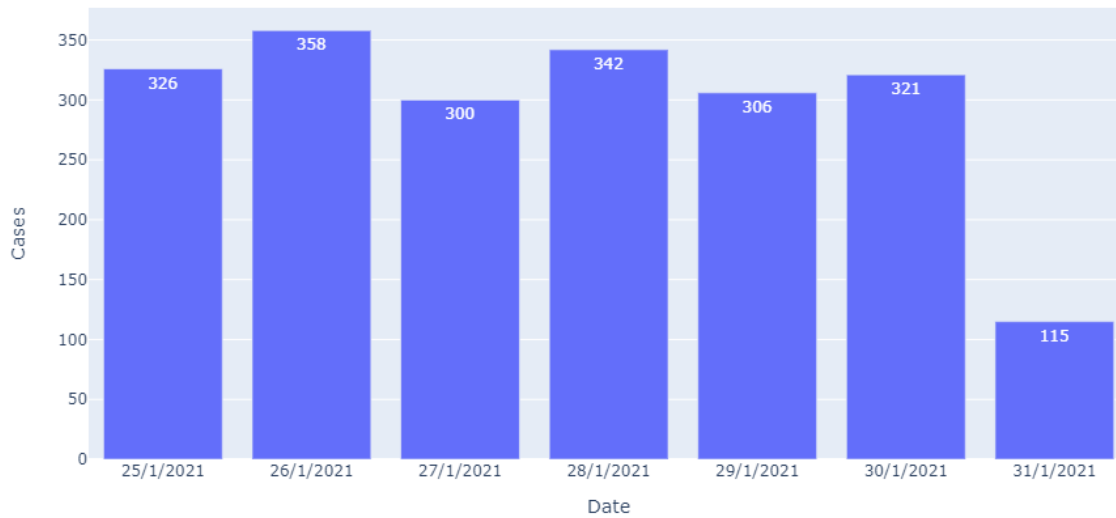
***Testing rates data is not available for other SADC countries and graph not updated due to link break**



Regional Analyses

Country	Cumulative Cases	Cumulative Deaths
Zimbabwe	33 388	1217
South Africa	1449236	43951
Mozambique	35833	271
Botswana	21293	88
Namibia	33459	301
Eswatini	15383	427
Zambia	50319	585

Zimbabwe Covid_19 Cases in the Last Seven Days

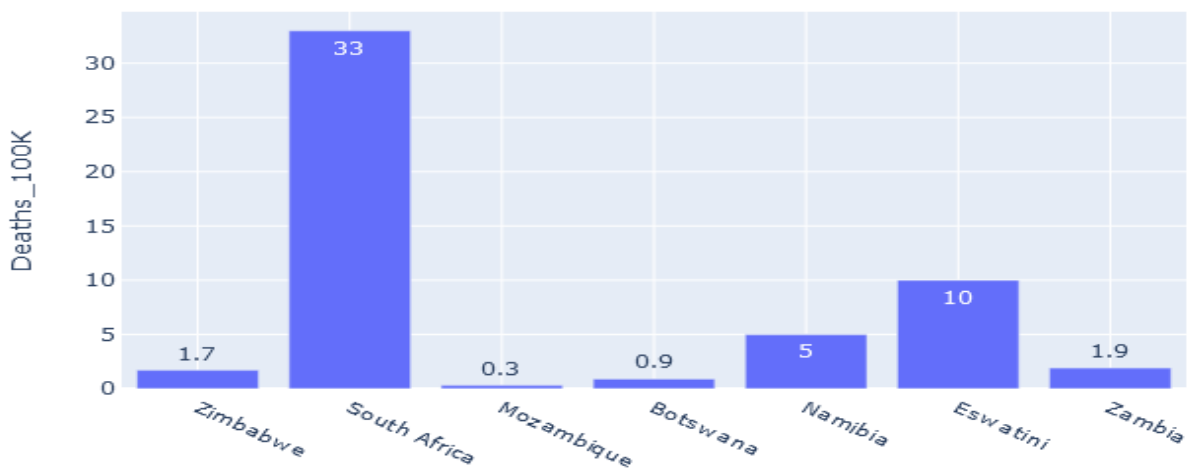




SADC Covid Cases Per 100K Population



SADC Covid Deaths Per 100K Population



COMMENTS

- SA has now surpassed **1 000 000** cases and has the highest cases and deaths per capita in the SADC region

