

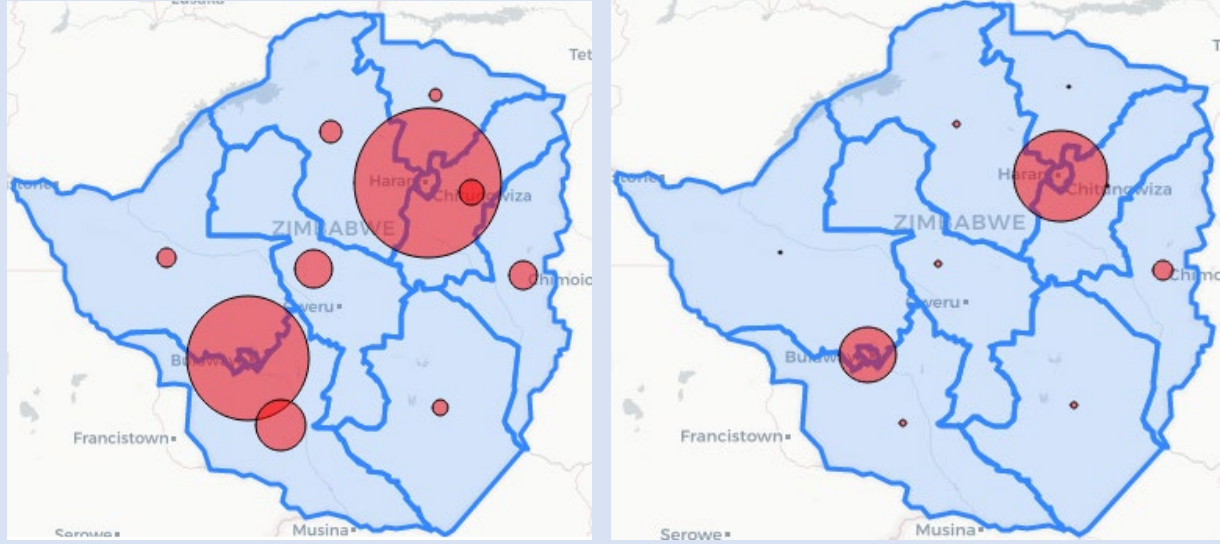


Zimbabwe Covid-19 SitRep 02/02/2021

HIGHLIGHTS TODAY

- **266** New Cases and **20** Deaths reported in the last 24 hours. (*7 day rolling average* for new cases falls to 258 from 272 yesterday*).
- All **266** are local cases; Harare had the highest today **107**.
- *As of 1 February 2021 @1500hrs there were 148 hospitalised cases: 79 mild to moderate, 59 severe and 10 in Intensive Care Units NB Mater Dei and Thorngroove did not report*
- **4160** tests done today (*Positivity today was 6.4%*)
- **211** new recoveries reported: National Recovery rate stands at **79.2%** and Active cases go up to **5766** today.
- As of 2 February 2021, Zimbabwe has now recorded **33814** Cases **26794** recoveries and **1254** Deaths.

CASES AND DEATHS DISTRIBUTION

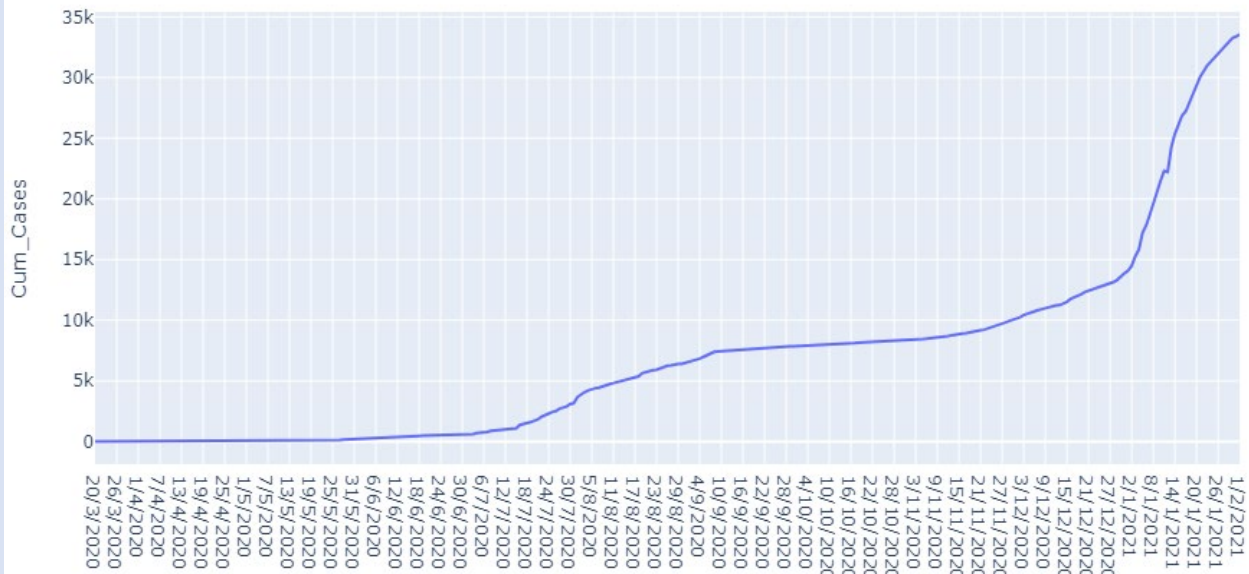


Province	PCR Tests + Ag	Cum Cases (New)	Recovered Cases (New)	Active Cases	Deaths (New)
Bulawayo	746	4880(28)	4269(22)	423	188(2)
Harare	2351	11962(107)	9389(127)	2092	481(11)
Manicaland	126	3427(5)	2528(0)	733	166(0)
Mash Cent	88	1579(6)	1283(17)	225	71(3)
Mash East	104	2397(23)	1700(0)	604	93(4)
Mash West	171	1879(41)	1284(29)	481	114(0)
Midlands	132	2281(8)	1825(0)	408	48(0)
Masvingo	158	2145(23)	1940(0)	142	63(0)
Mat North	130	1163(19)	618(1)	551	13(0)
Mat South	154	2082(6)	1958(0)	107	17(0)
Total	4160	33814(266)	26794(211)	5766	1254(20)

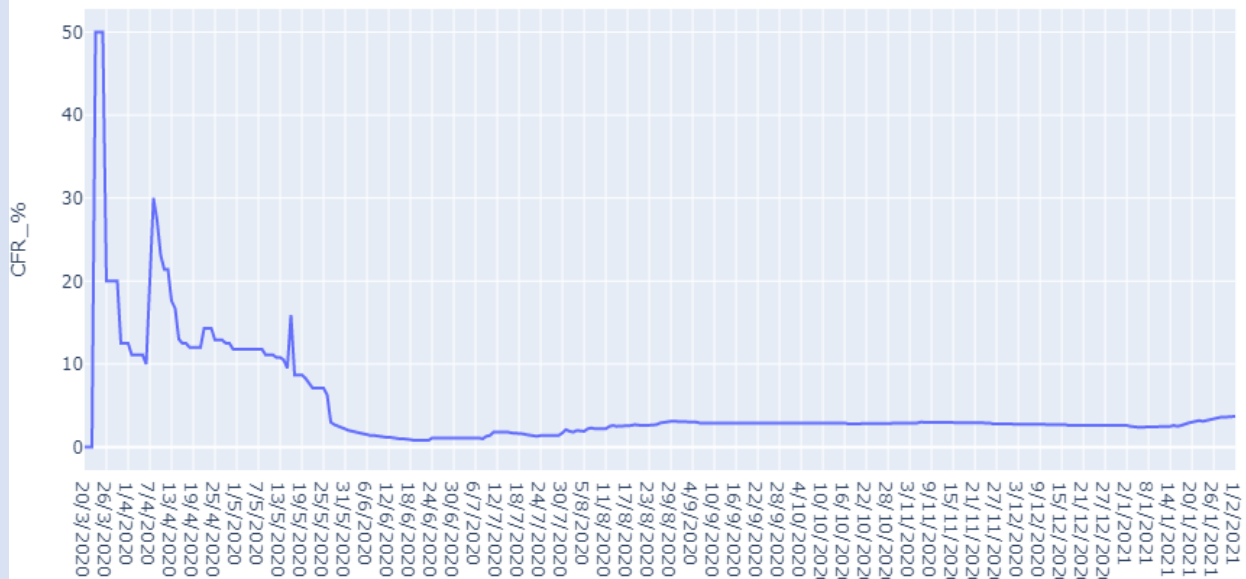
*Provinces with new cases but zero PCR tests conducted respectively received results from NMRL,NTBRL and Pvt Labs



Zimbabwe Covid-19 Cumulative Cases



Zimbabwe Covid-19 Case Fatality Ratio



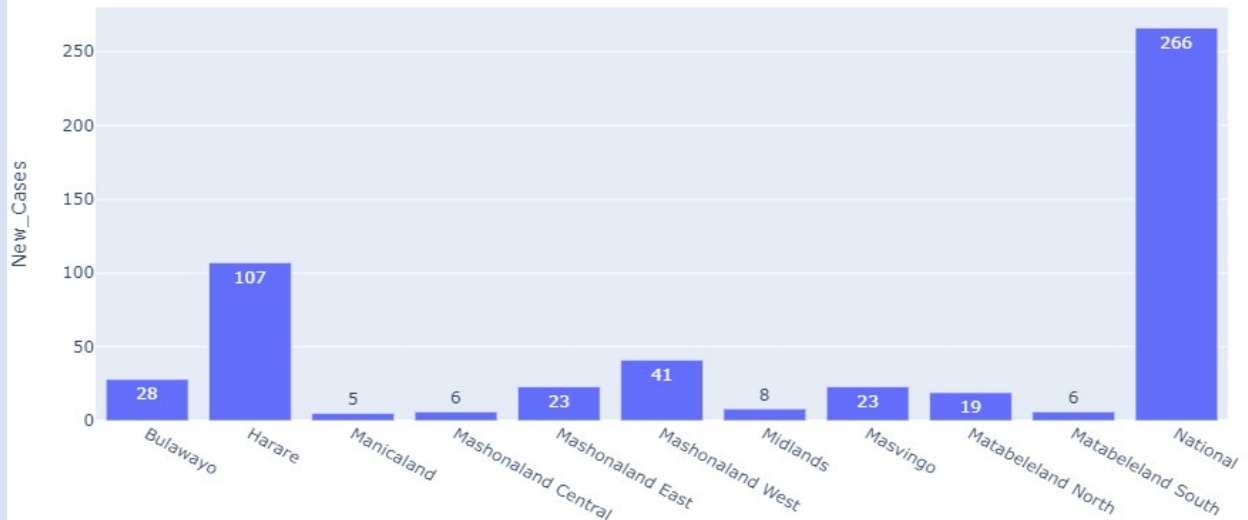
COMMENTS

- Cumulative cases curve spiking
- National Case fatality Rate now stands at **3.7 %** as at 02/2/21

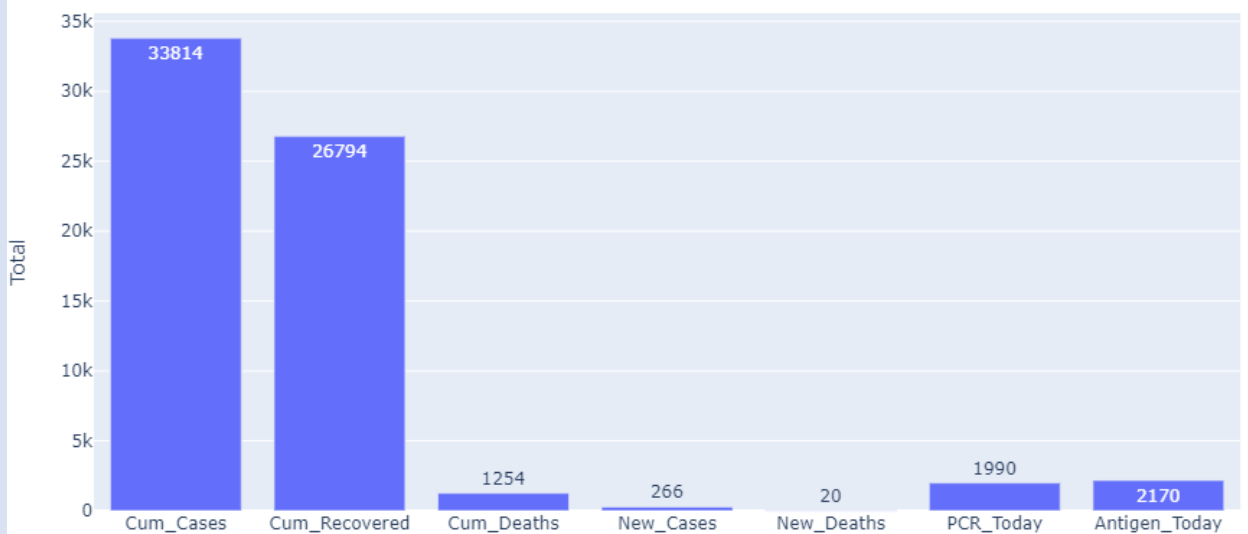


CASES ANALYTICS

New Cases Today



Covid Cases Profile

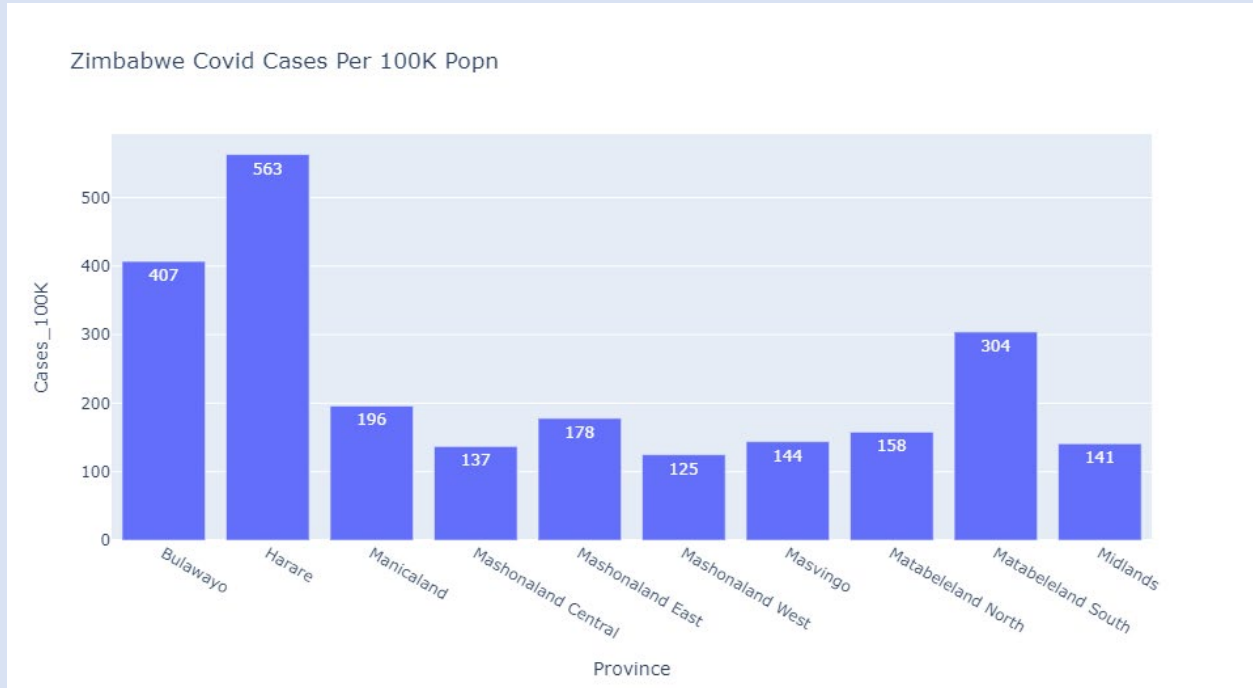


COMMENTS

- Harare reported the highest number of cases today (**107**)
- **20** COVID-19 deaths were reported today. 6 of the deaths occurred at institutional level with 14 at community level.
- **All provinces reported cases today**



INCIDENCE OF CASES BY PROVINCE

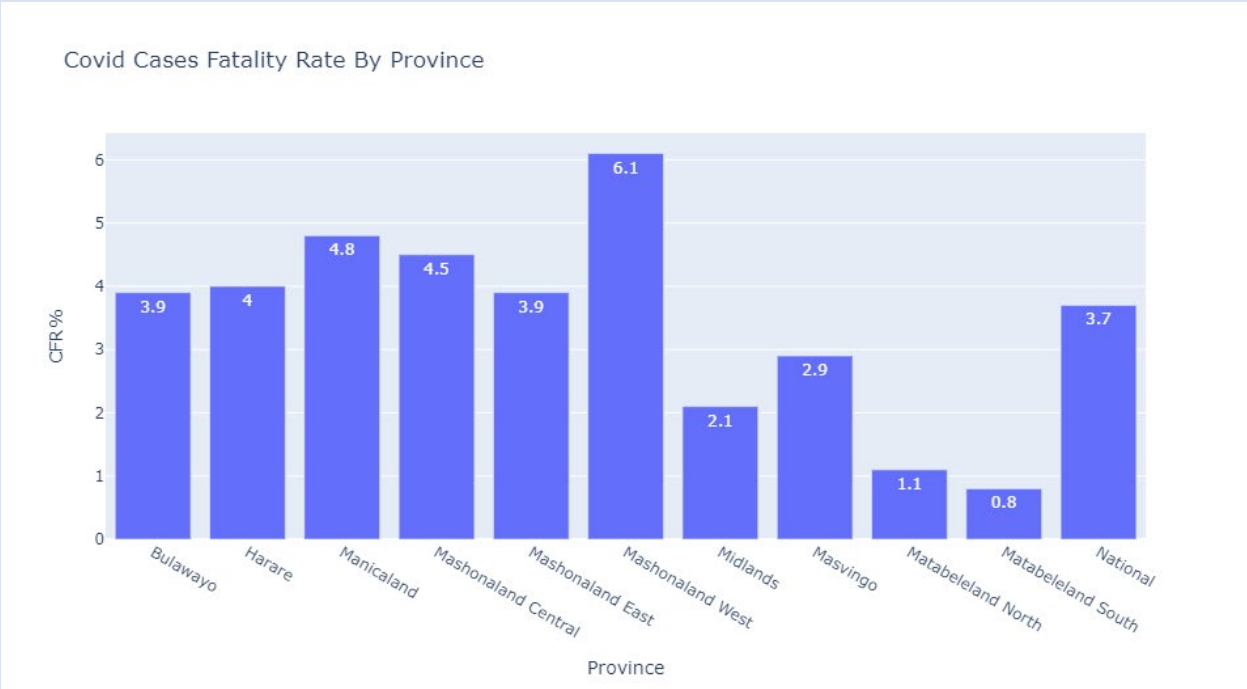


COMMENTS

- Harare has the highest incidence per capita followed by Bulawayo and Mat South
- Mash Central and Mash West have the lowest incidence of Covid per capita



COVID CASE FATALITY RATIO BY PROVINCE



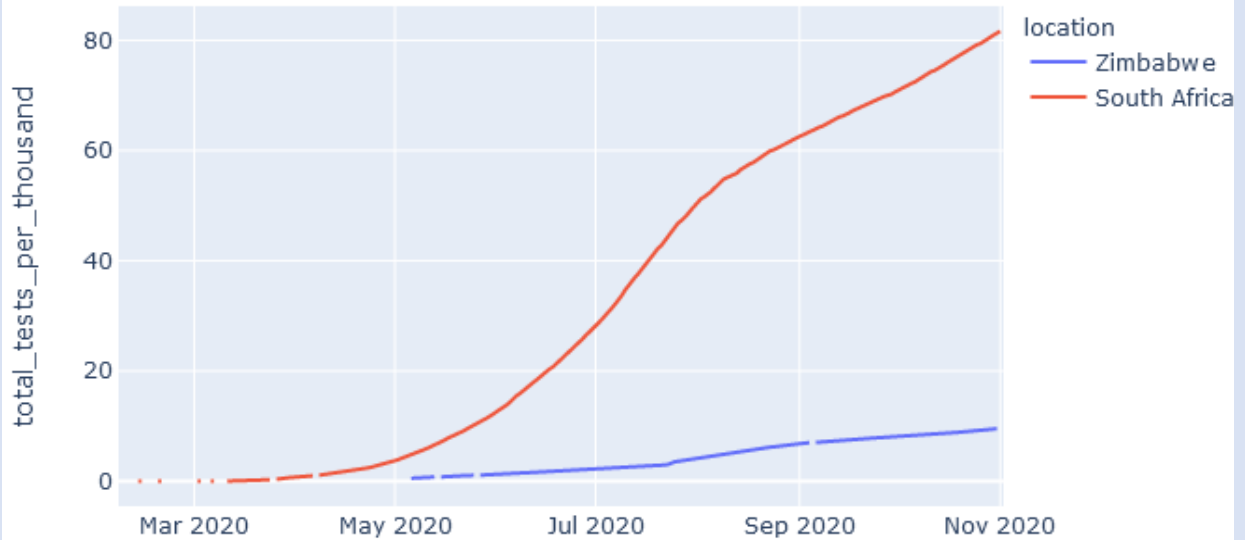
TESTING DATA

Test Type	Cumulative
PCR	304218
RDT	111 010
Antigen	36370

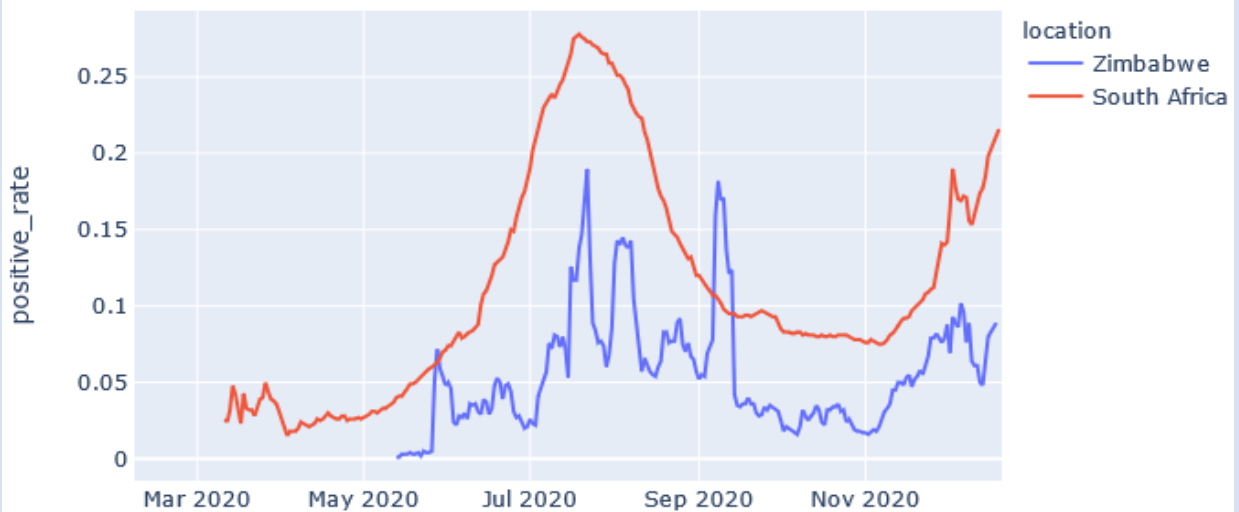


Testing Trends

Covid-19 Testing Trends



Covid 19 Daily Positivity Comparison SA and Zimbabwe



COMMENTS

- The Daily Positivity Comparison Data is as at 22/12/2020

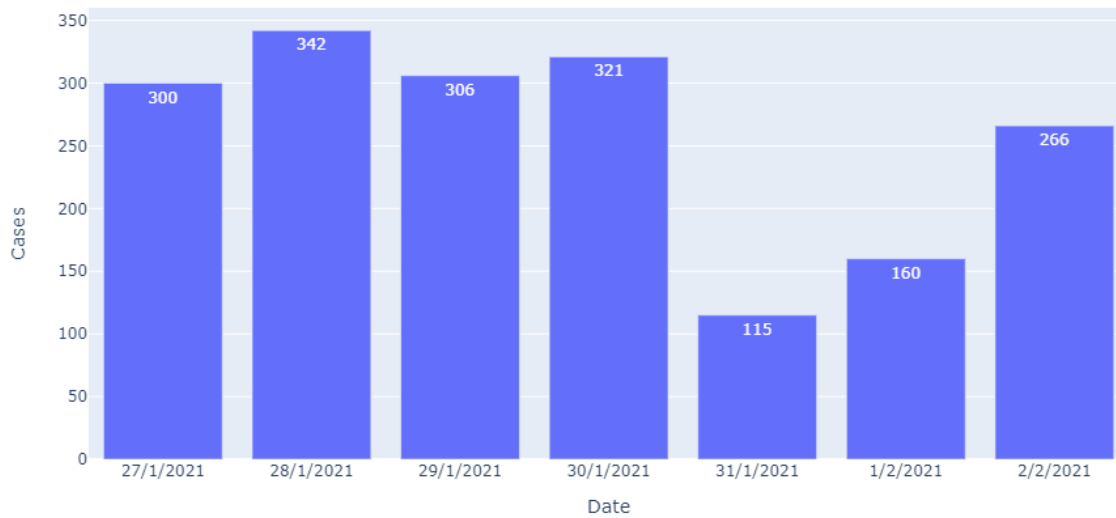
***Testing rates data is not available for other SADC countries and graph not updated due to link break**



Regional Analyses

Country	Cumulative Cases	Cumulative Deaths
Zimbabwe	33 814	1254
South Africa	1456309	44399
Mozambique	37108	363
Botswana	21293	134
Namibia	33696	350
Eswatini	15471	562
Zambia	51624	745

Zimbabwe Covid_19 Cases in the Last Seven Days

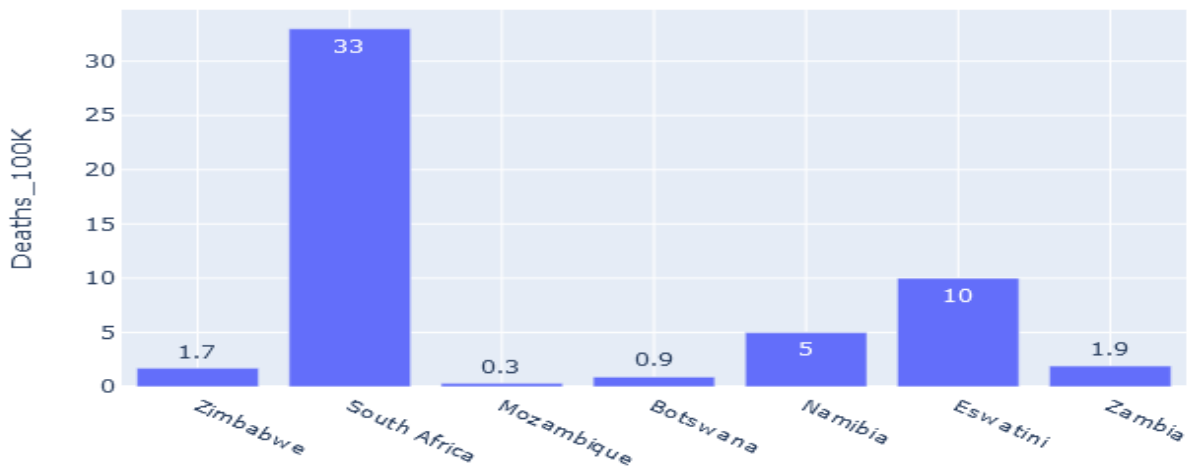




SADC Covid Cases Per 100K Population



SADC Covid Deaths Per 100K Population



COMMENTS

- SA has now surpassed **1 000 000** cases and has the highest cases and deaths per capita in the SADC region

