

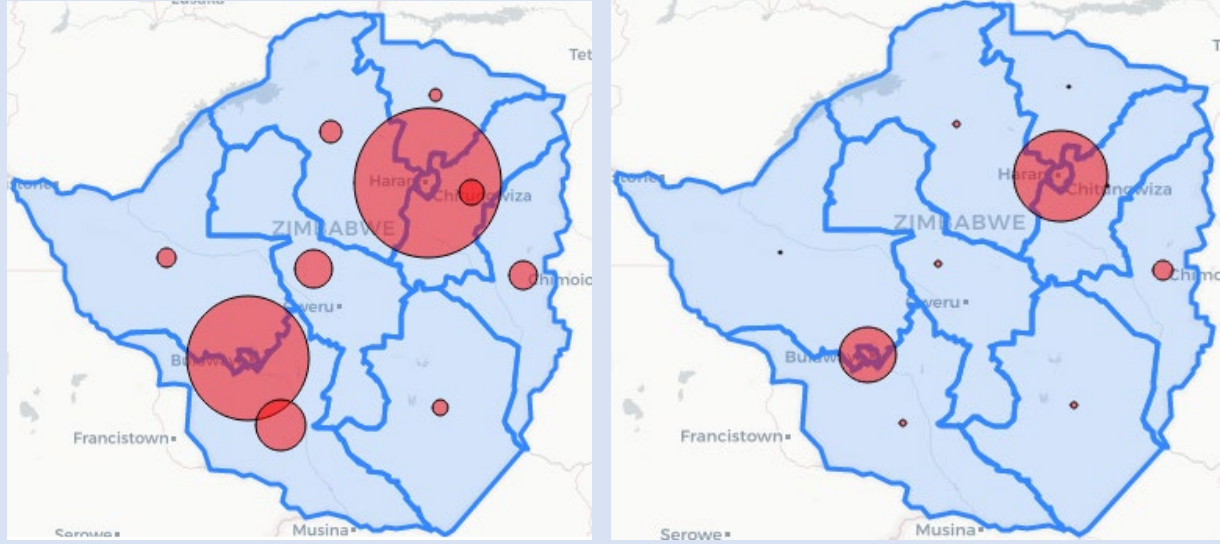


Zimbabwe Covid-19 SitRep 03/02/2021

HIGHLIGHTS TODAY

- **150** New Cases and **15** Deaths reported in the last 24 hours. (*7 day rolling average* for new cases falls to 237 from 258 yesterday*).
- All **150** are local cases; Harare had the highest today **51**.
- *As of 2 February 2021 @1500hrs there were 178 hospitalised cases: 98 mild to moderate, 65 severe and 15 in Intensive Care Units*
- **2829** tests done today (*Positivity today was 5.3%*)
- **597** new recoveries reported: National Recovery rate stands at **80.6%** and Active cases go down to **5304** today.
- As of 3 February 2021, Zimbabwe has now recorded **33 964** Cases **27391** recoveries and **1269** Deaths.

CASES AND DEATHS DISTRIBUTION

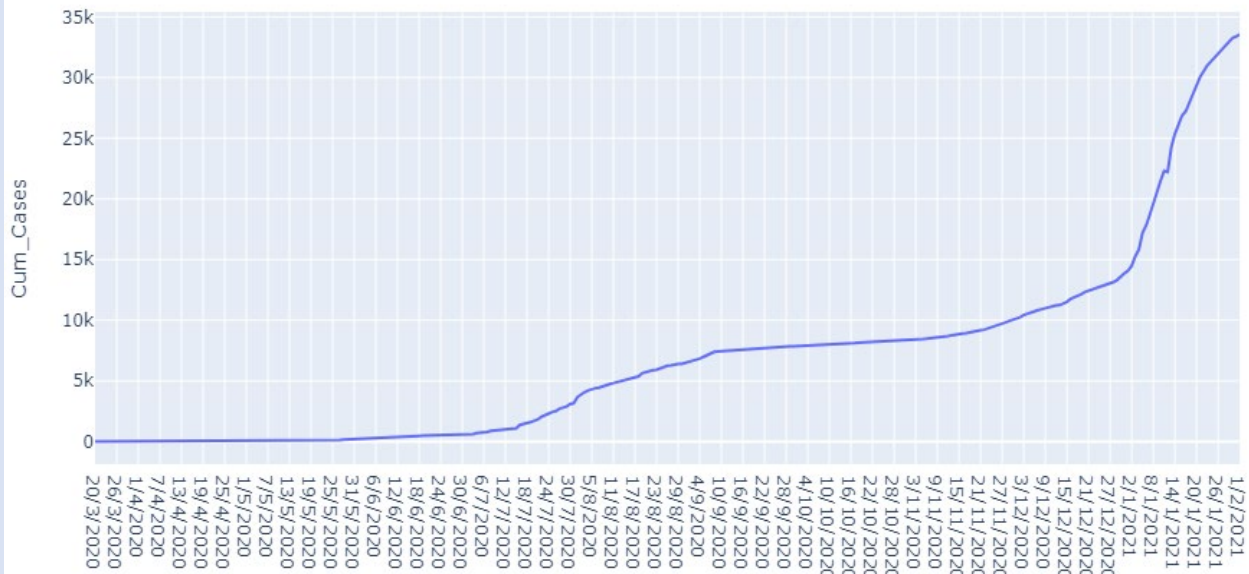


Province	PCR Tests + Ag	Cum Cases (New)	Recovered Cases (New)	Active Cases	Deaths (New)
Bulawayo	543	4906(26)	4302(33)	415	189(1)
Harare	1428	12013(51)	9546(157)	1980	487(6)
Manicaland	115	3438(11)	2536(8)	735	167(1)
Mash Cent	114	1586(7)	1301(18)	214	71(0)
Mash East	68	2419(22)	1850(150)	470	99(6)
Mash West	140	1899(20)	1336(52)	449	114(0)
Midlands	29	2283(2)	1925(100)	309	49(1)
Masvingo	147	2152(7)	2009(69)	80	63(0)
Mat North	97	1183(1)	625(7)	545	13(0)
Mat South	148	2085(3)	1961(3)	107	17(0)
Total	2829	33964(150)	27391(597)	5304	1269(15)

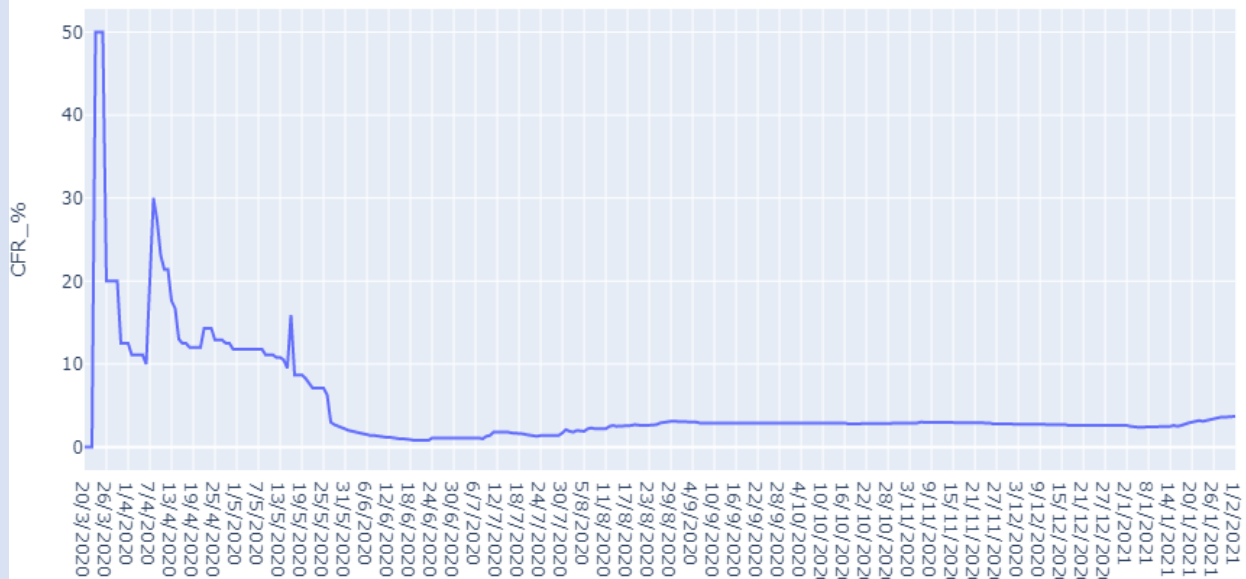
*Provinces with new cases but zero PCR tests conducted respectively received results from NMRL,NTBRL and Pvt Labs



Zimbabwe Covid-19 Cumulative Cases



Zimbabwe Covid-19 Case Fatality Ratio



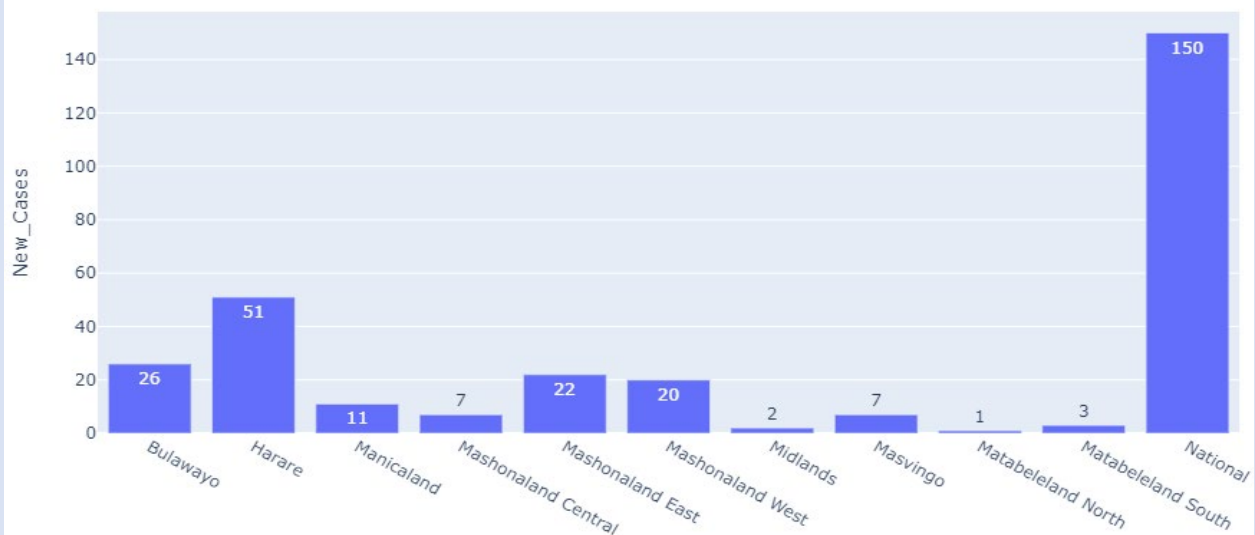
COMMENTS

- Cumulative cases curve settling
- National Case fatality Rate now stands at **3.7 %** as at 03/2/21

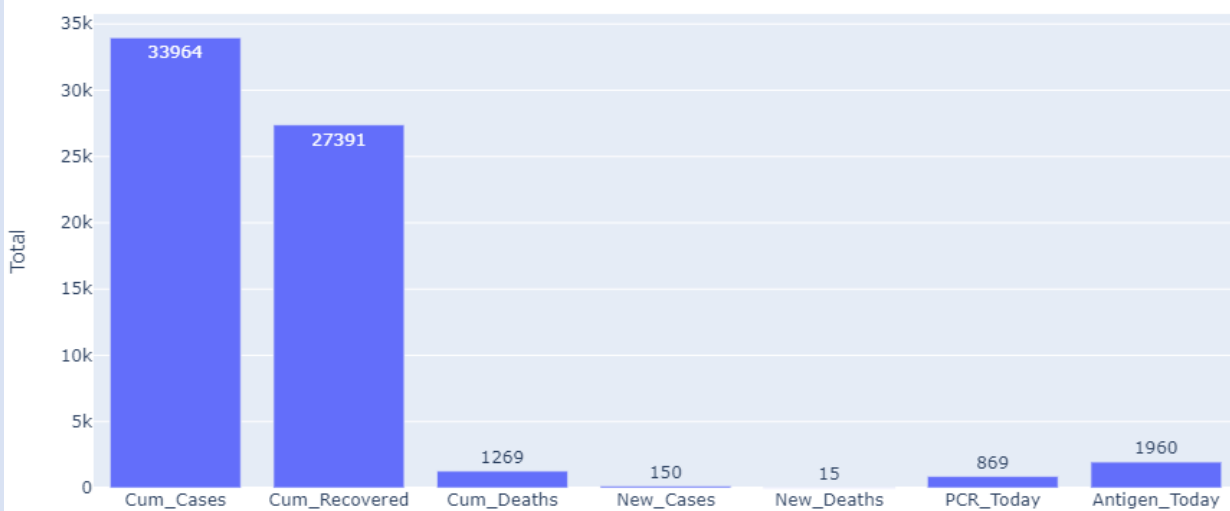


CASES ANALYTICS

New Cases Today



Covid Cases Profile

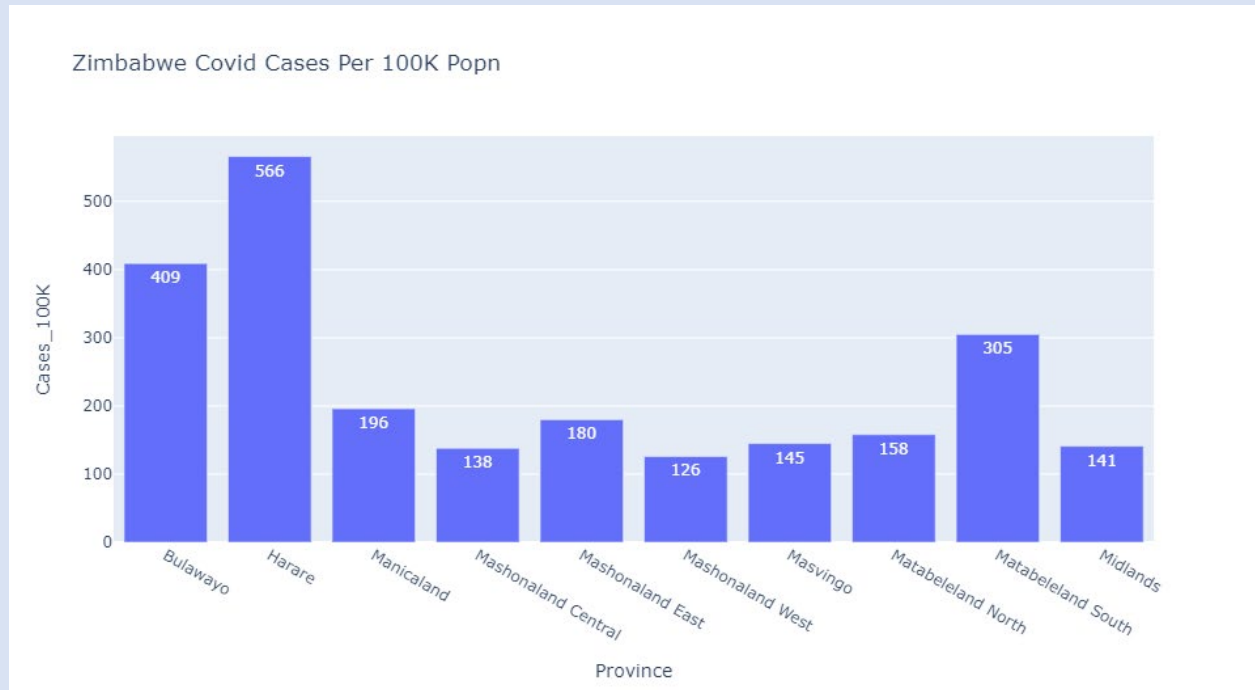


COMMENTS

- Harare reported the highest number of cases today (150)
- 15 COVID-19 deaths were reported today. 8 of the deaths occurred at institutional level with 7 at community level.
- All provinces reported cases today



INCIDENCE OF CASES BY PROVINCE

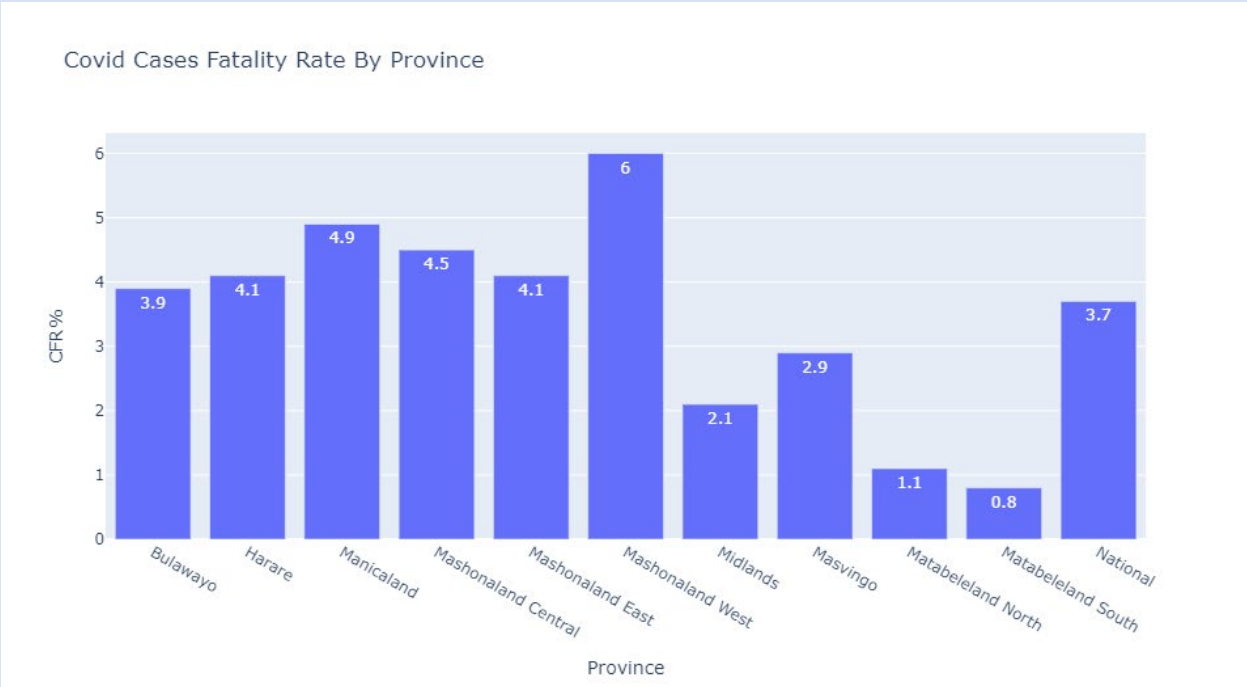


COMMENTS

- Harare has the highest incidence per capita followed by Bulawayo and Mat South
- Mash Central and Mash West have the lowest incidence of Covid per capita



COVID CASE FATALITY RATIO BY PROVINCE



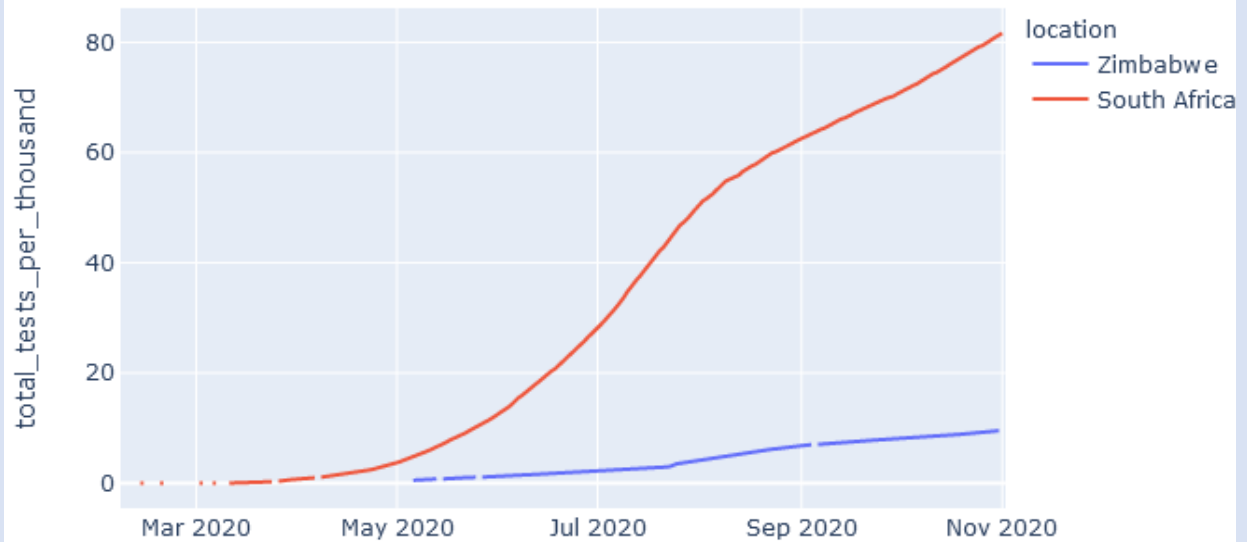
TESTING DATA

Test Type	Cumulative
PCR	305 087
RDT	111 010
Antigen	38330

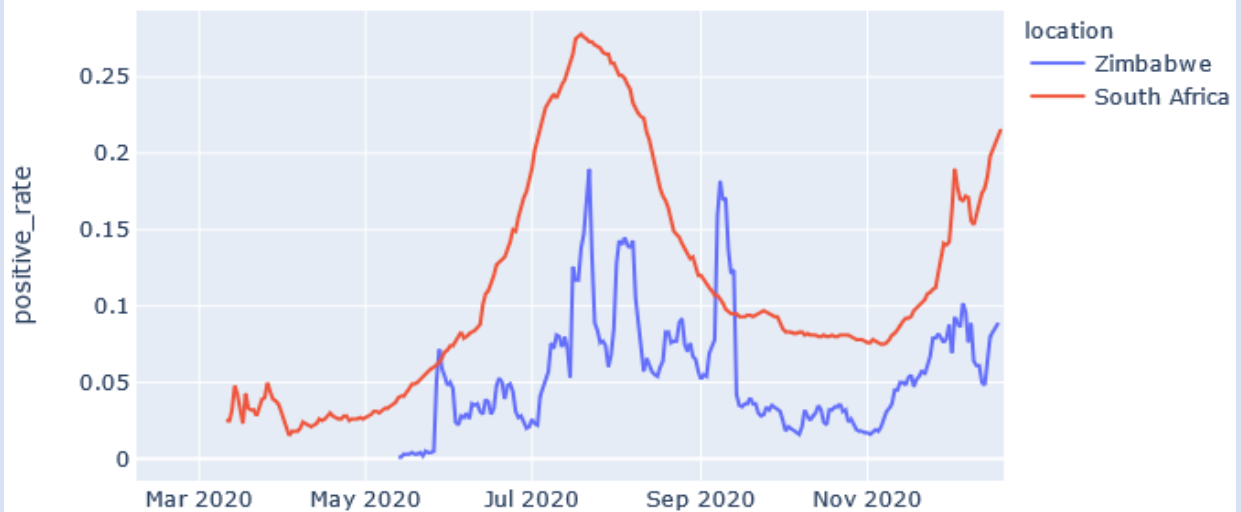


Testing Trends

Covid-19 Testing Trends



Covid 19 Daily Positivity Comparison SA and Zimbabwe



COMMENTS

- The Daily Positivity Comparison Data is as at 22/12/2020

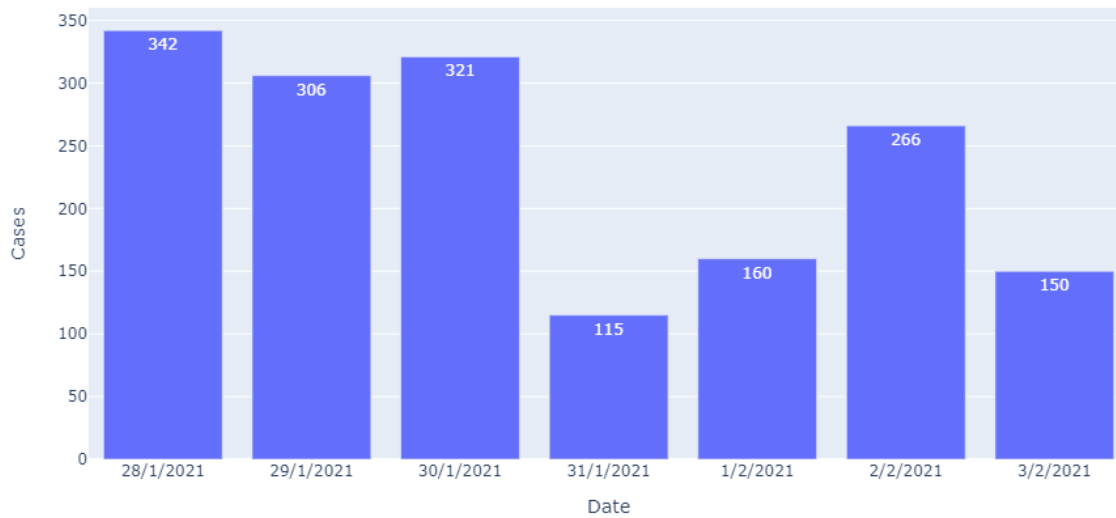
***Testing rates data is not available for other SADC countries and graph not updated due to link break**



Regional Analyses

Country	Cumulative Cases	Cumulative Deaths
Zimbabwe	33 964	1269
South Africa	1456309	44399
Mozambique	38654	363
Botswana	21293	134
Namibia	33944	350
Eswatini	15711	562
Zambia	54217	745

Zimbabwe Covid_19 Cases in the Last Seven Days

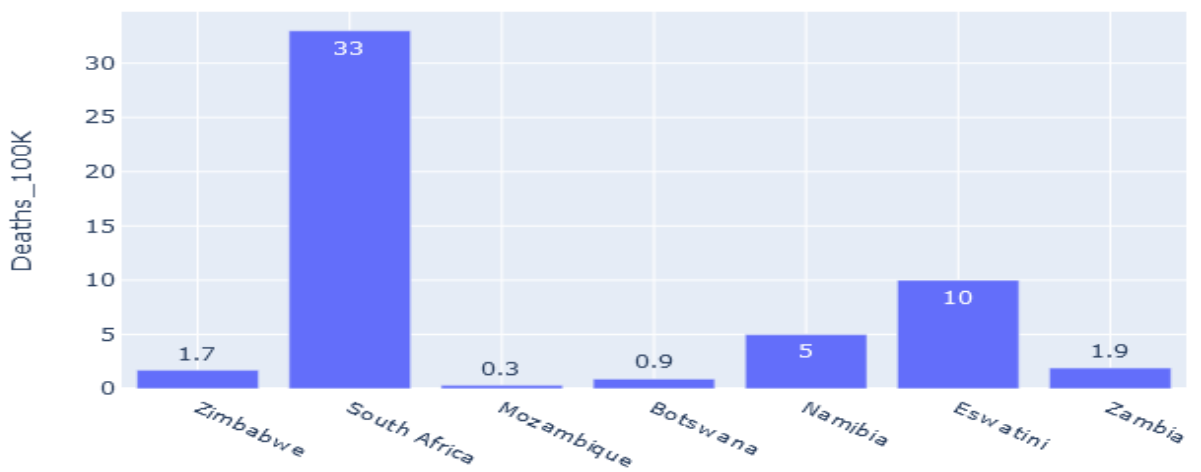




SADC Covid Cases Per 100K Population



SADC Covid Deaths Per 100K Population



COMMENTS

- SA has now surpassed **1 000 000** cases and has the highest cases and deaths per capita in the SADC region

