

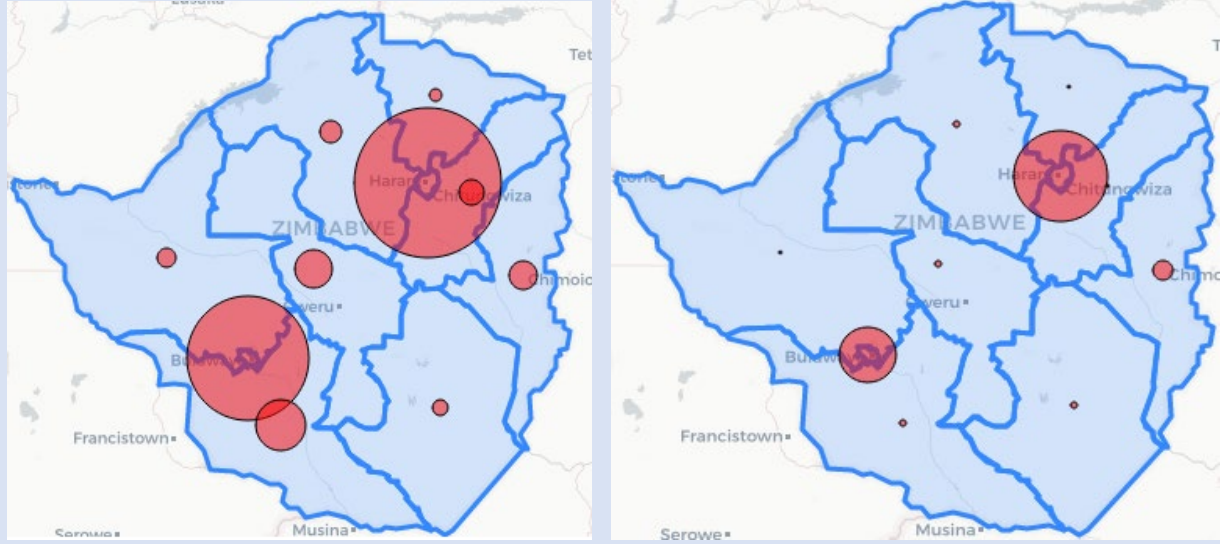


## Zimbabwe Covid-19 SitRep 05/02/2021

### HIGHLIGHTS TODAY

- **160** New Cases and **15** Deaths reported in the last 24 hours. (*7 day rolling average\* for new cases falls to 197 from 217 yesterday*).
- All **160** are local cases; Harare had the highest today **48**.
- *As of 4 February 2021 @1500hrs there were 174 hospitalised cases: Asymptomatic 13, mild to moderate 91, severe 58 and 12 in Intensive Care Units*
- **2645** tests done today (*Positivity today was 6.05%*)
- **386** new recoveries reported: National Recovery rate stands at **82%** and Active cases go down to **4883** today.
- As of 5 February 2021, Zimbabwe has now recorded **34 331** Cases **28145** recoveries and **1303** Deaths.

### CASES AND DEATHS DISTRIBUTION

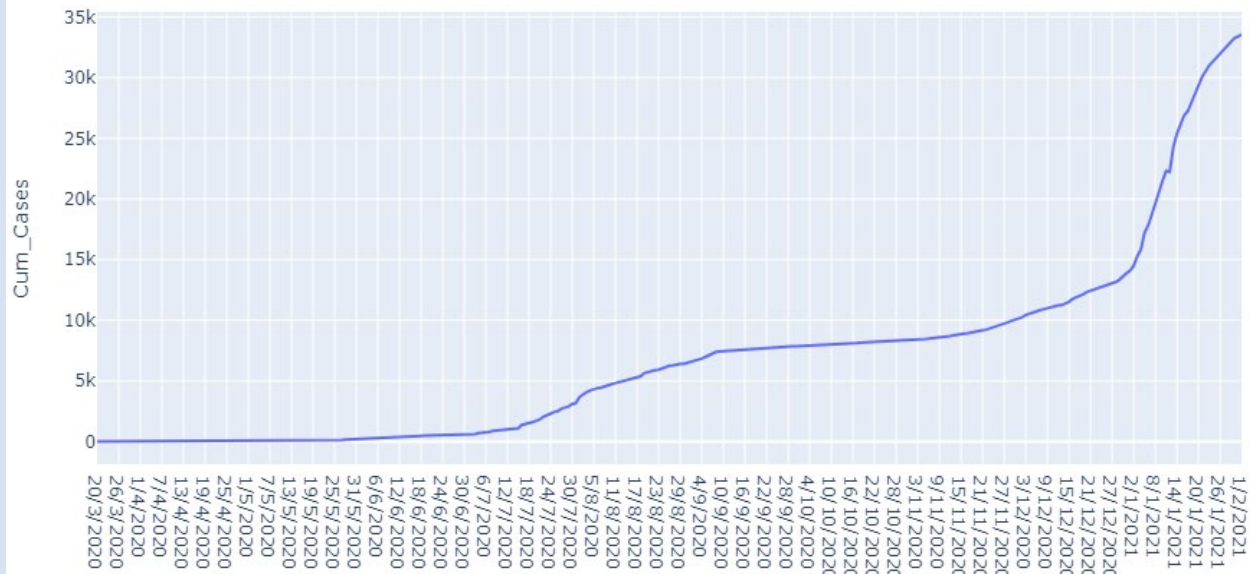


Province	PCR Tests + Ag	Cum Cases (New)	Recovered Cases (New)	Active Cases	Deaths (New)
Bulawayo	693	5005(41)	4368(27)	445	192(0)
Harare	1150	12115(48)	9800(196)	1813	502(7)
Manicaland	151	3480(22)	2580(44)	731	169(2)
Mash Cent	69	1594(4)	1331(10)	192	71(0)
Mash East	102	2434(4)	1878(12)	454	102(0)
Mash West	92	1922(10)	1336(0)	468	118(2)
Midlands	67	2311(14)	2176(46)	80	55(3)
Masvingo	152	2180(9)	2052(43)	64	64(1)
Mat North	106	1191(4)	656(8)	522	13(0)
Mat South	63	2099(4)	1968(0)	114	17(0)
<b>Total</b>	<b>2645</b>	<b>34331(160)</b>	<b>28145(386)</b>	<b>4883</b>	<b>1303(15)</b>

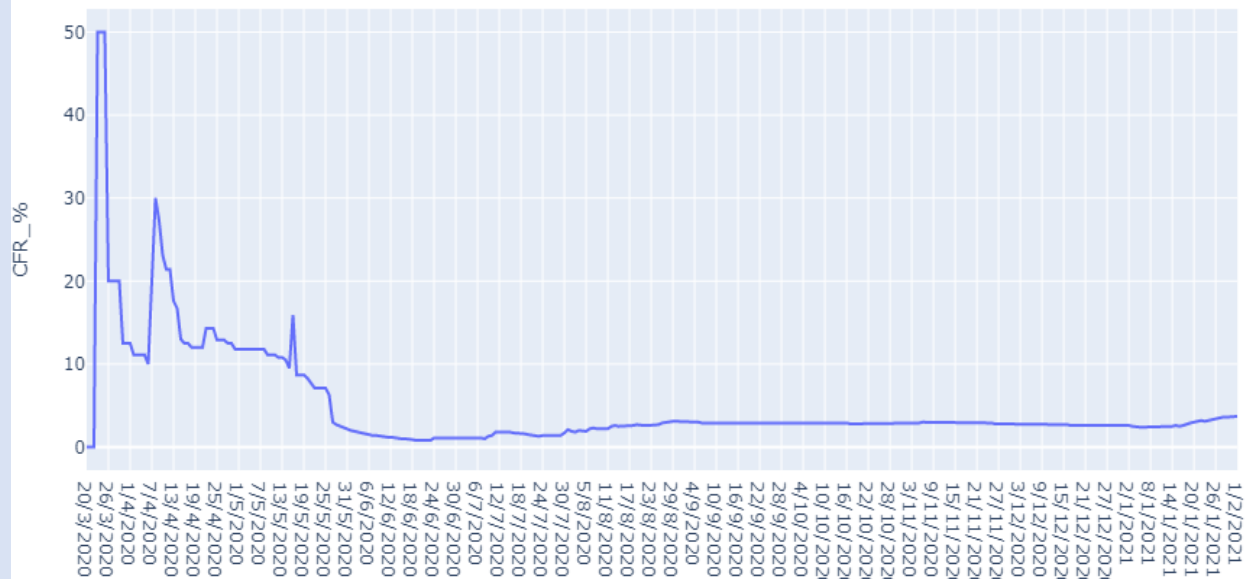
\*Provinces with new cases but zero PCR tests conducted respectively received results from NMRL,NTBRL and Pvt Labs



Zimbabwe Covid-19 Cumulative Cases



Zimbabwe Covid-19 Case Fatality Ratio



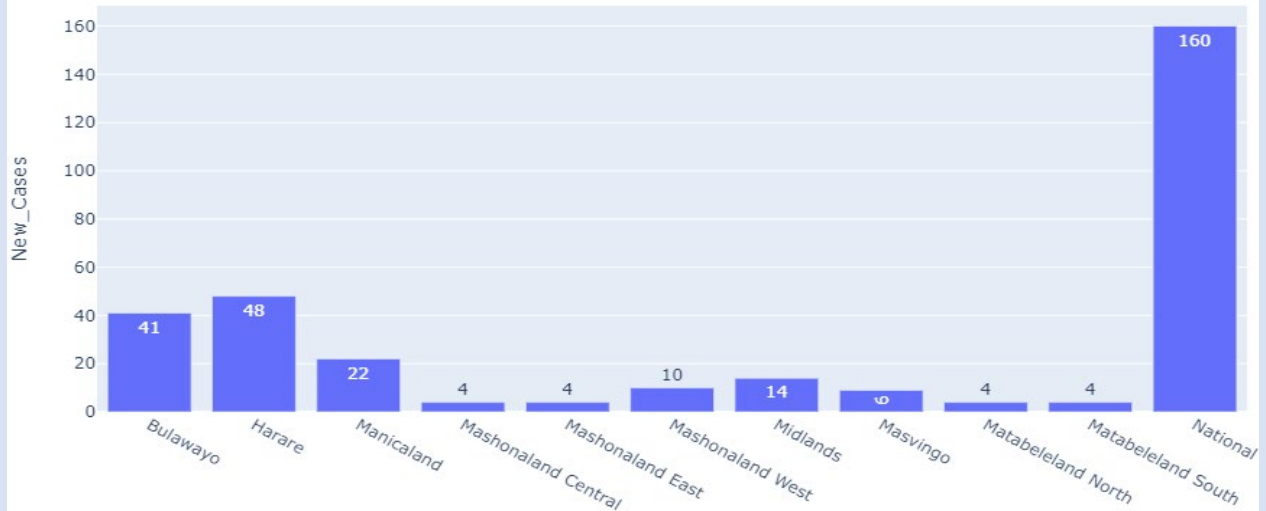
## COMMENTS

- Cumulative cases curve flattening
- National Case fatality Rate now stands at **3.8 %** as at 05/2/21

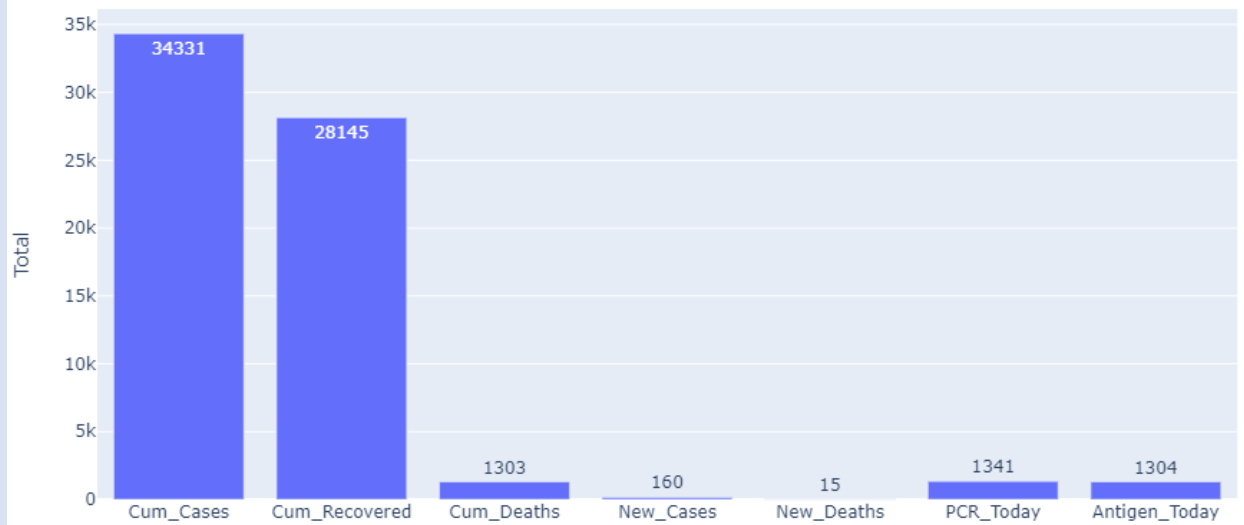


## CASES ANALYTICS

### New Cases Today



### Covid Cases Profile

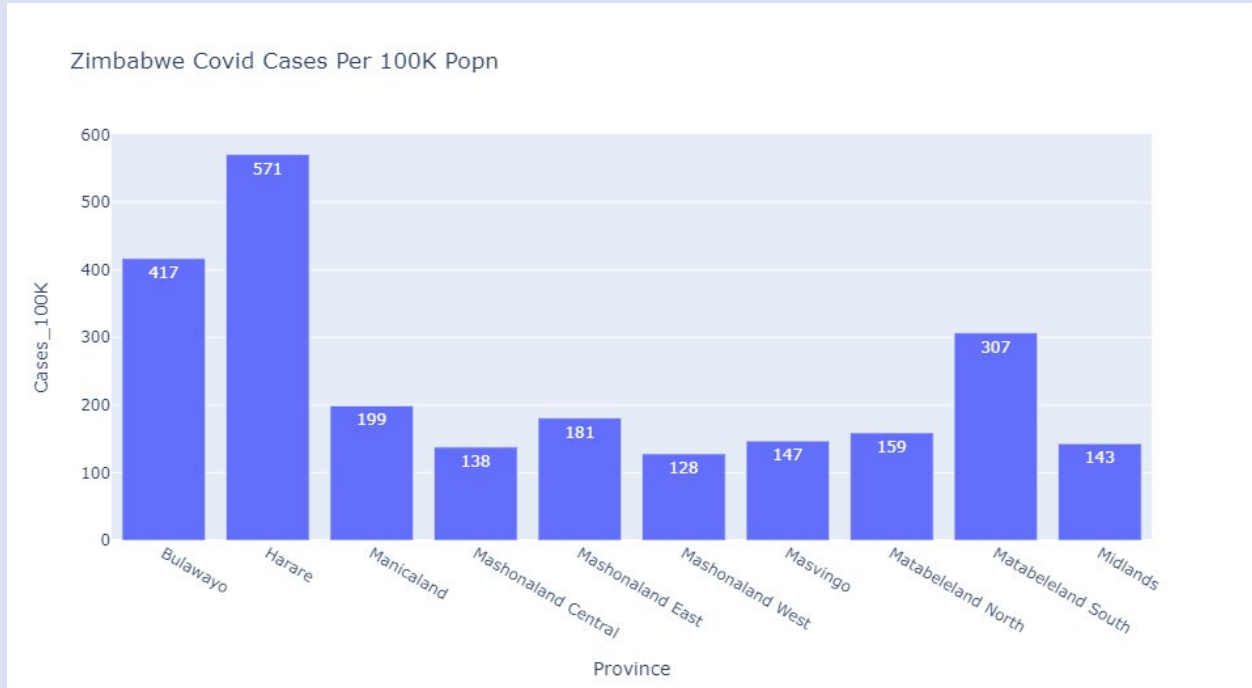


## COMMENTS

- Harare reported the highest number of cases today (48)
- 15 COVID-19 deaths were reported today. 11 of the deaths occurred at institutional level with 4 at community level.
- All provinces reported cases today



## INCIDENCE OF CASES BY PROVINCE

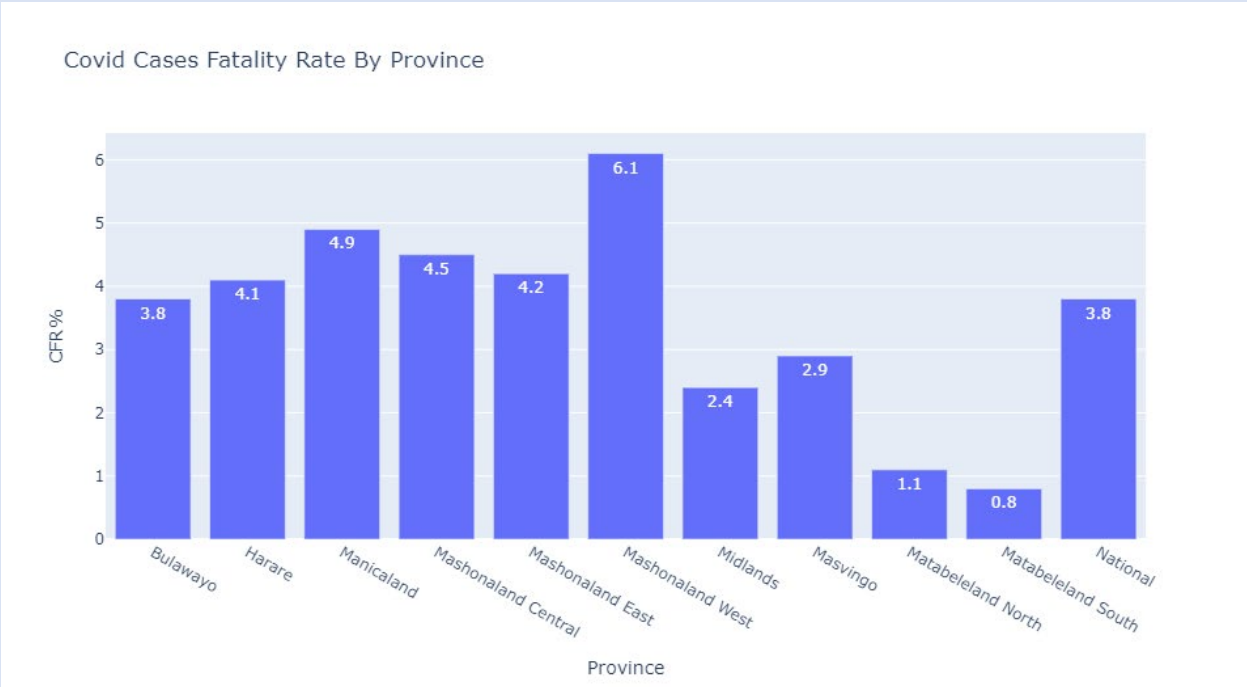


## COMMENTS

- Harare has the highest incidence per capita followed by Bulawayo and Mat South
- Mash Central and Mash West have the lowest incidence of Covid per capita



## COVID CASE FATALITY RATIO BY PROVINCE



## TESTING DATA

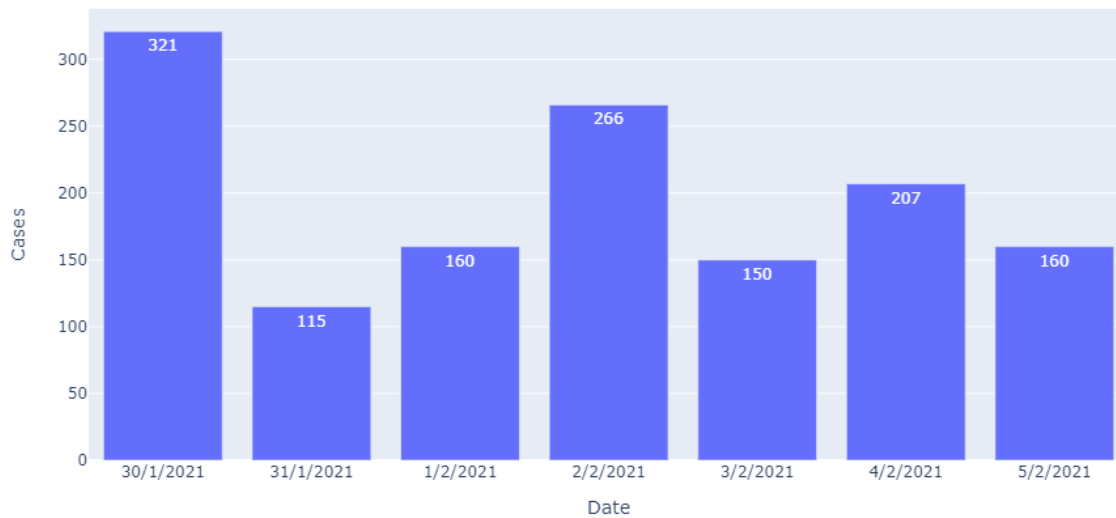
Test Type	Cumulative
PCR	307 882
RDT	111 010
Antigen	41 256



## REGIONAL ANALYSES

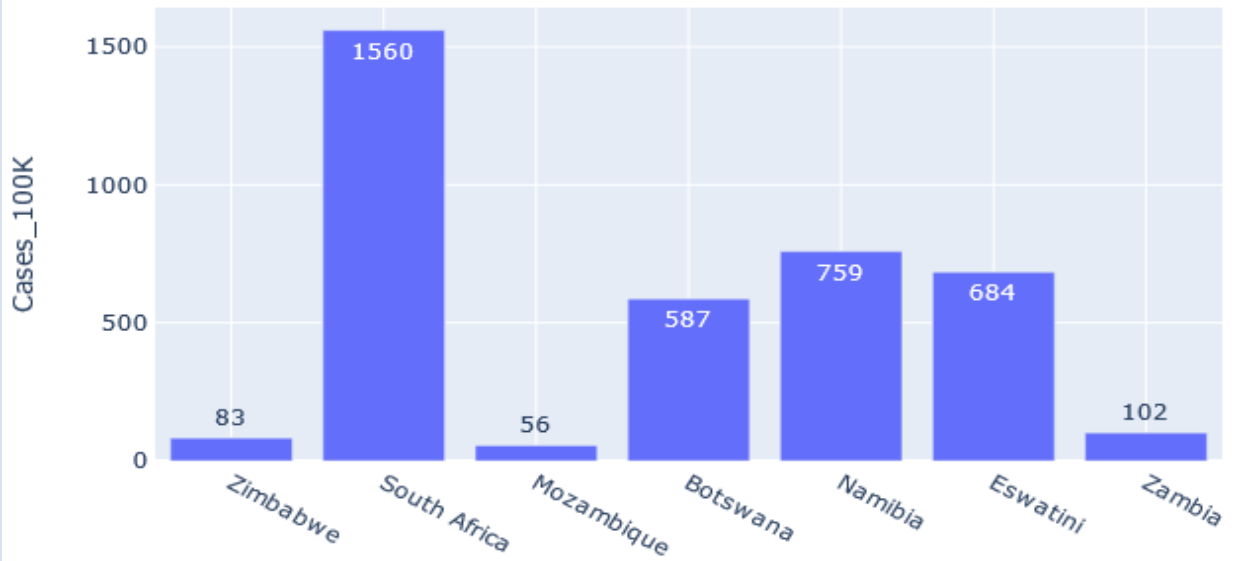
Country	Cumulative Cases	Cumulative Deaths
Botswana	22738	134
Eswatini	15878	562
Mozambique	40260	363
Namibia	34270	350
South Africa	1463016	45344
Zambia	56233	745
Zimbabwe	34331	1303

Zimbabwe Covid\_19 Cases in the Last Seven Days

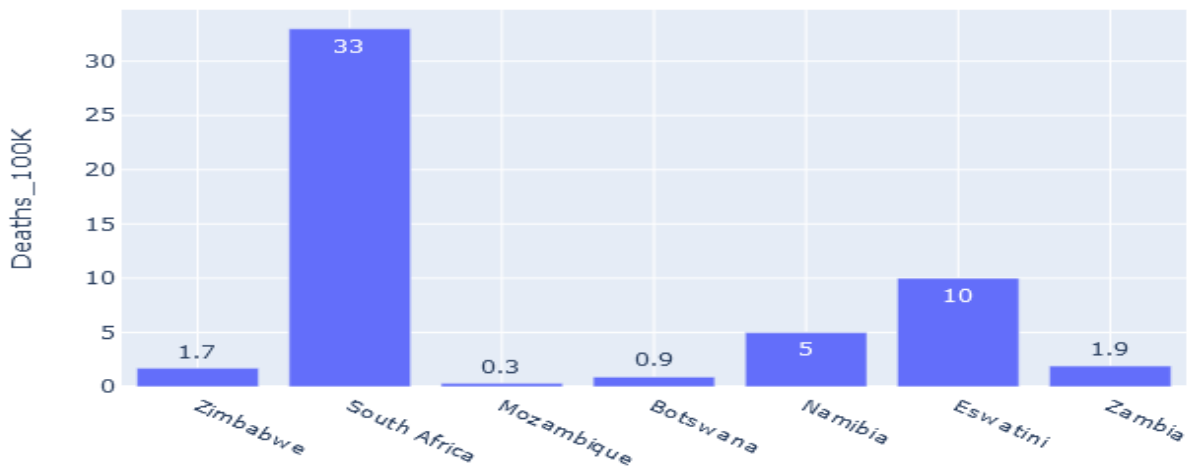




### SADC Covid Cases Per 100K Population



### SADC Covid Deaths Per 100K Population



### COMMENTS

- SA has now surpassed **1 400 000** cases and has the highest cases and deaths per capita in the SADC region

