

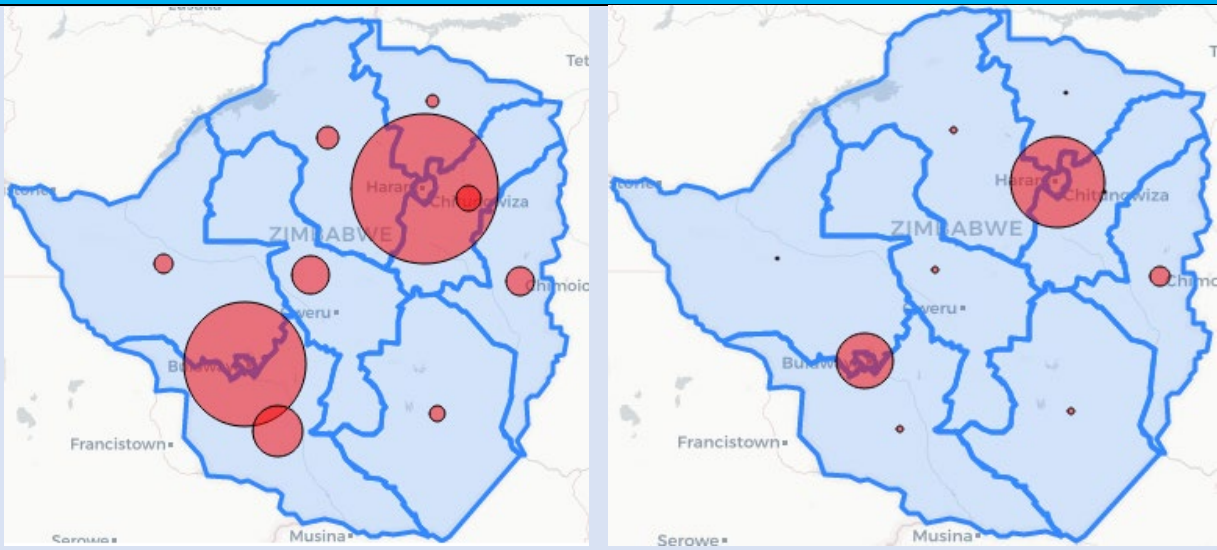


Zimbabwe Covid-19 SitRep 06/02/2021

HIGHLIGHTS TODAY

- **156** New Cases and **13** Deaths reported in the last 24 hours. (*7 day rolling average* for new cases falls to 173 from 197 yesterday*).
- All **156** are local cases; Manicaland had the highest today **77**.
- *As of 5 February 2021 @1500hrs there were 90 hospitalised cases: Asymptomatic 4, mild to moderate 63, severe 17 and 6 in Intensive Care Units (Parirenyatwa and Arundel did not report)*
- **2086** tests done today (*Positivity today was 7.5%*)
- **238** new recoveries reported: National Recovery rate stands at **82%** and Active cases go down to **4788** today.
- As of 6 February 2021, Zimbabwe has now recorded **34 487** Cases **28383** recoveries and **1316** Deaths.

CASES AND DEATHS DISTRIBUTION

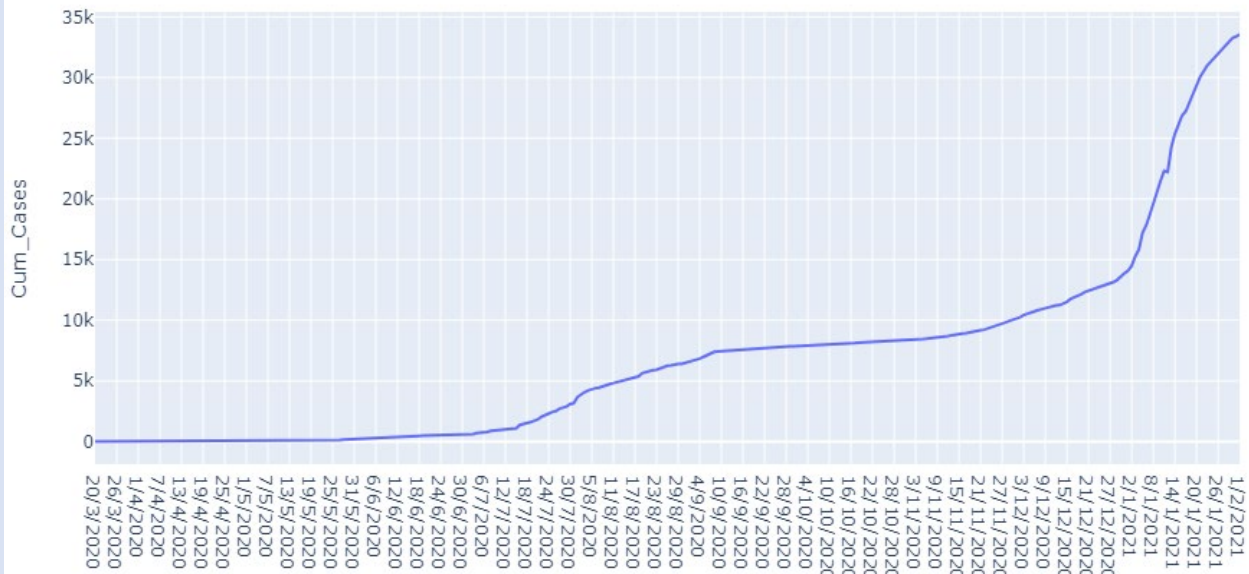


| Province | PCR Tests + Ag | Cum Cases (New) | Recovered Cases (New) | Active Cases | Deaths (New) |
|--------------|----------------|-------------------|-----------------------|--------------|-----------------|
| Bulawayo | 367 | 5021(16) | 4422(54) | 405 | 194(2) |
| Harare | 1344 | 12141(26) | 9904(104) | 1733 | 504(2) |
| Manicaland | 119 | 3557(77) | 2629(49) | 755 | 173(4) |
| Mash Cent | 35 | 1600(6) | 1338(7) | 190 | 72(1) |
| Mash East | 39 | 2437(3) | 1878(0) | 456 | 103(1) |
| Mash West | 41 | 1922(0) | 1336(0) | 468 | 118(0) |
| Midlands | 31 | 2337(26) | 2196(20) | 83 | 58(3) |
| Masvingo | 47 | 2181(1) | 2052(0) | 65 | 64(0) |
| Mat North | 37 | 1192(1) | 660(4) | 519 | 13(0) |
| Mat South | 26 | 2099(0) | 1968(0) | 114 | 17(0) |
| Total | 2086 | 34487(156) | 28383(238) | 4788 | 1316(13) |

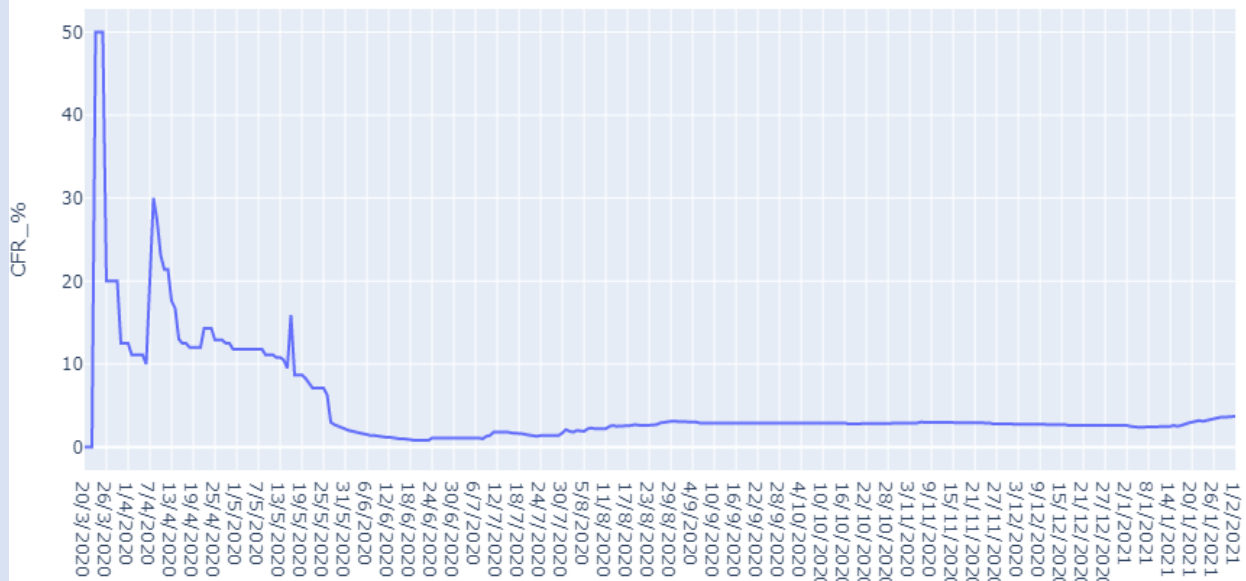
*Provinces with new cases but zero PCR tests conducted respectively received results from NMRL,NTBRL and Pvt Labs



Zimbabwe Covid-19 Cumulative Cases



Zimbabwe Covid-19 Case Fatality Ratio



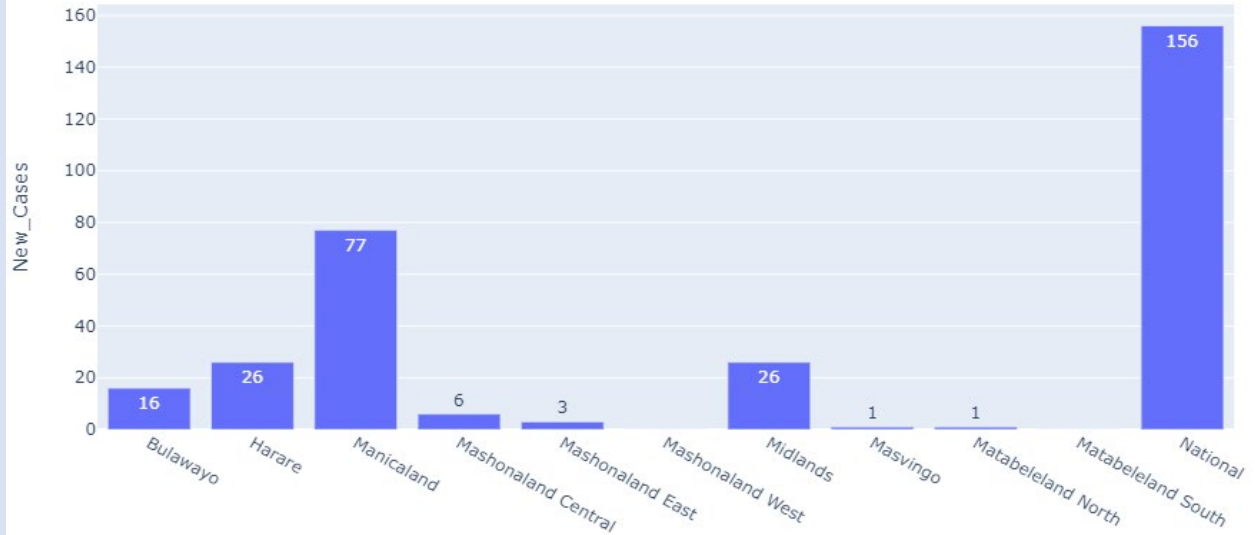
COMMENTS

- Cumulative cases curve flattening
- National Case fatality Rate now stands at **3.8 %** as at 06/2/21

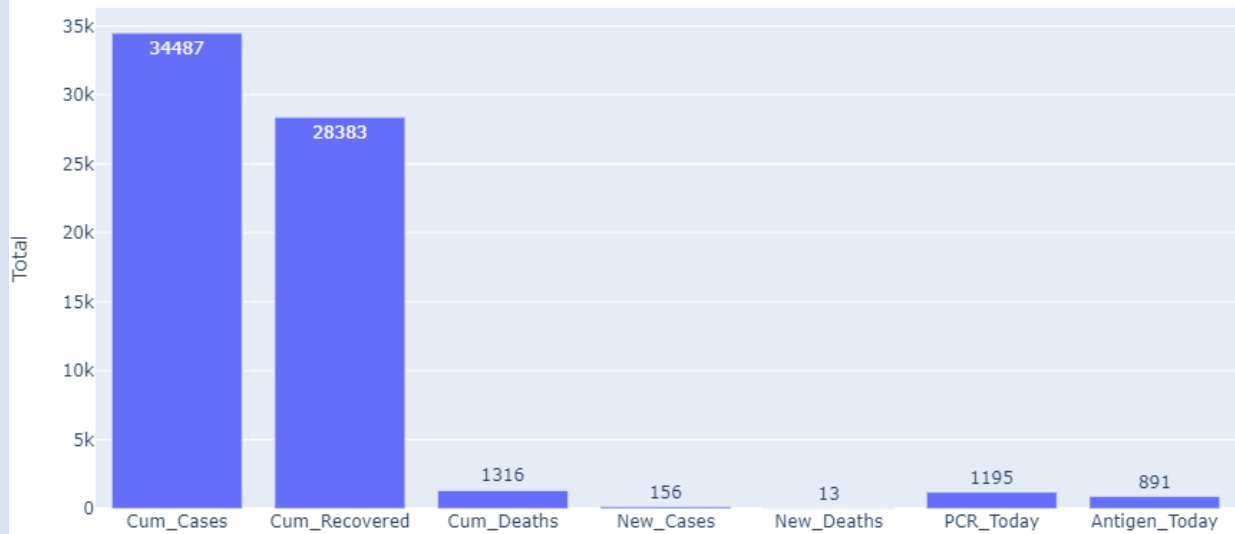


CASES ANALYTICS

New Cases Today



Covid Cases Profile

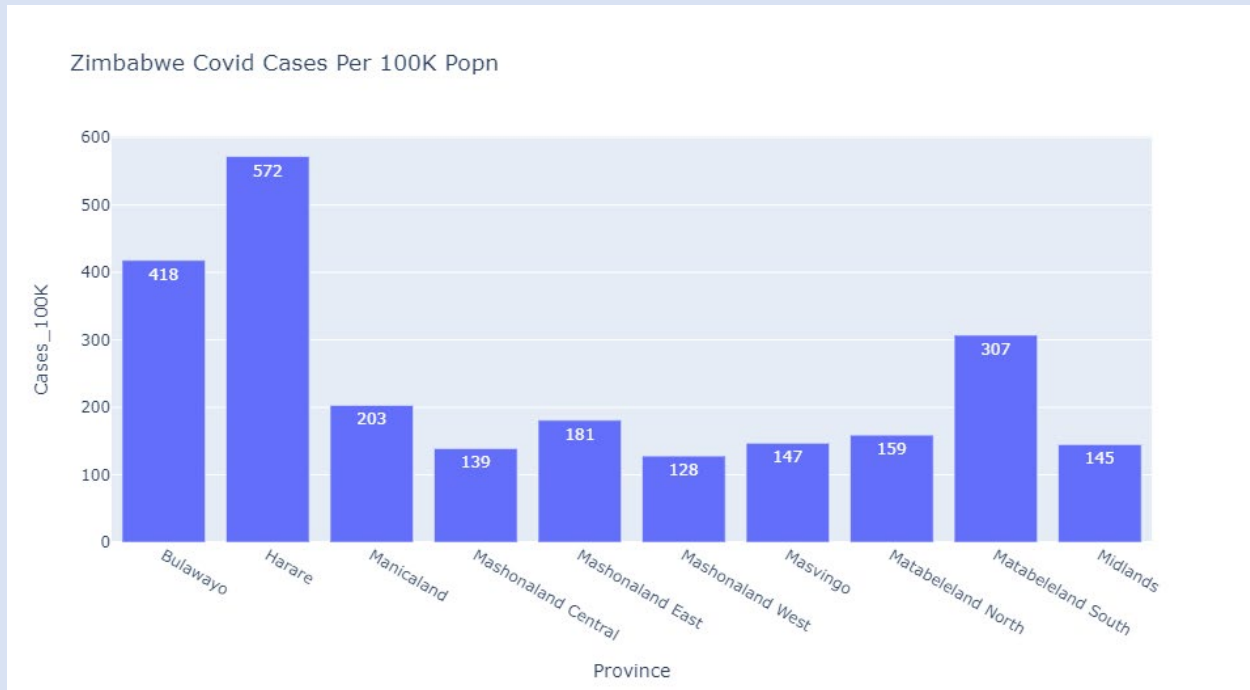


COMMENTS

- **Manicaland reported the highest number of cases today (77)**
- **13 COVID-19 deaths were reported today. 11 of the deaths occurred at institutional level with 2 at community level.**



INCIDENCE OF CASES BY PROVINCE

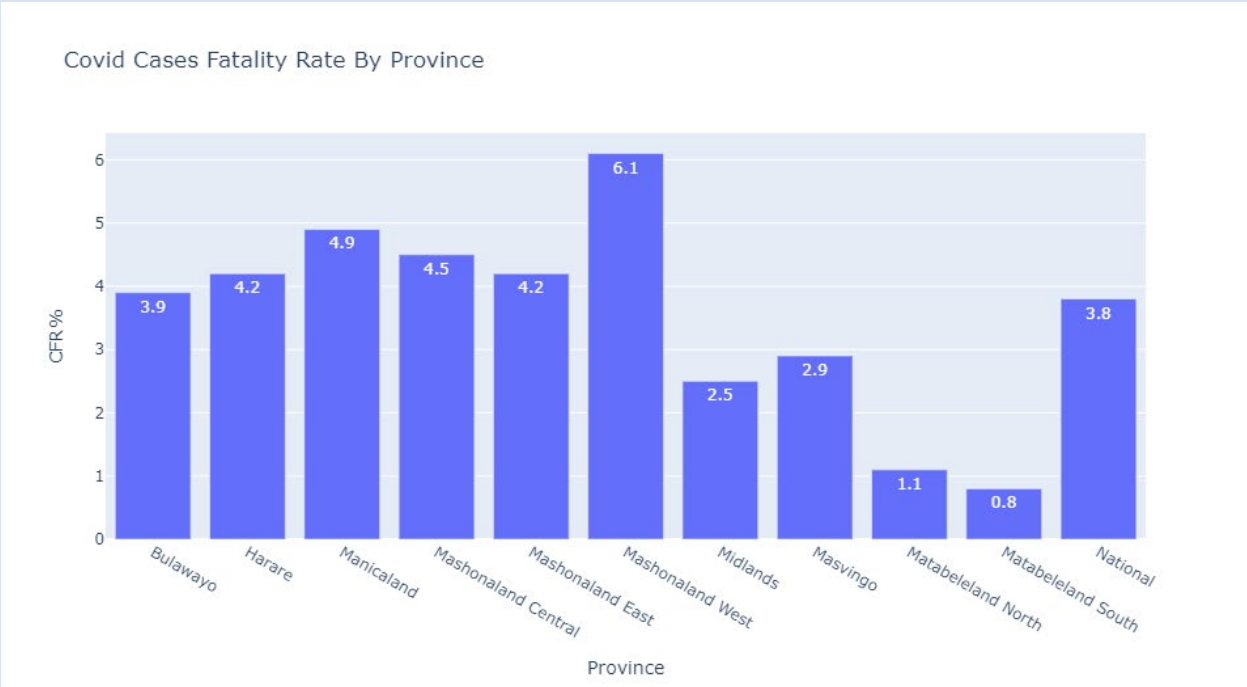


COMMENTS

- Harare has the highest incidence per capita followed by Bulawayo and Mat South
- Mash Central and Mash West have the lowest incidence of Covid per capita



COVID CASE FATALITY RATIO BY PROVINCE



TESTING DATA

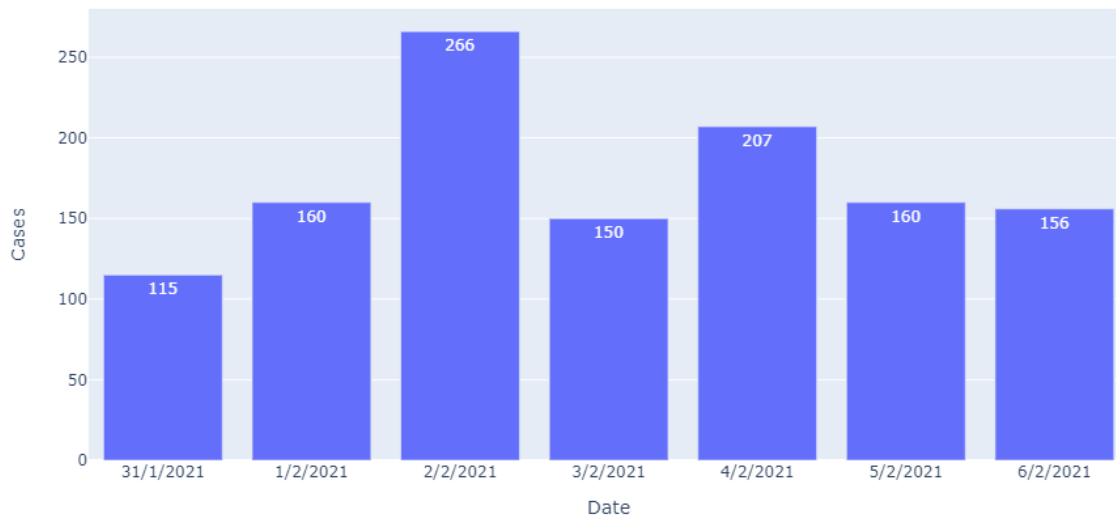
| Test Type | Cumulative |
|-----------|------------|
| PCR | 309 077 |
| RDT | 111 010 |
| Antigen | 42 147 |



REGIONAL ANALYSES

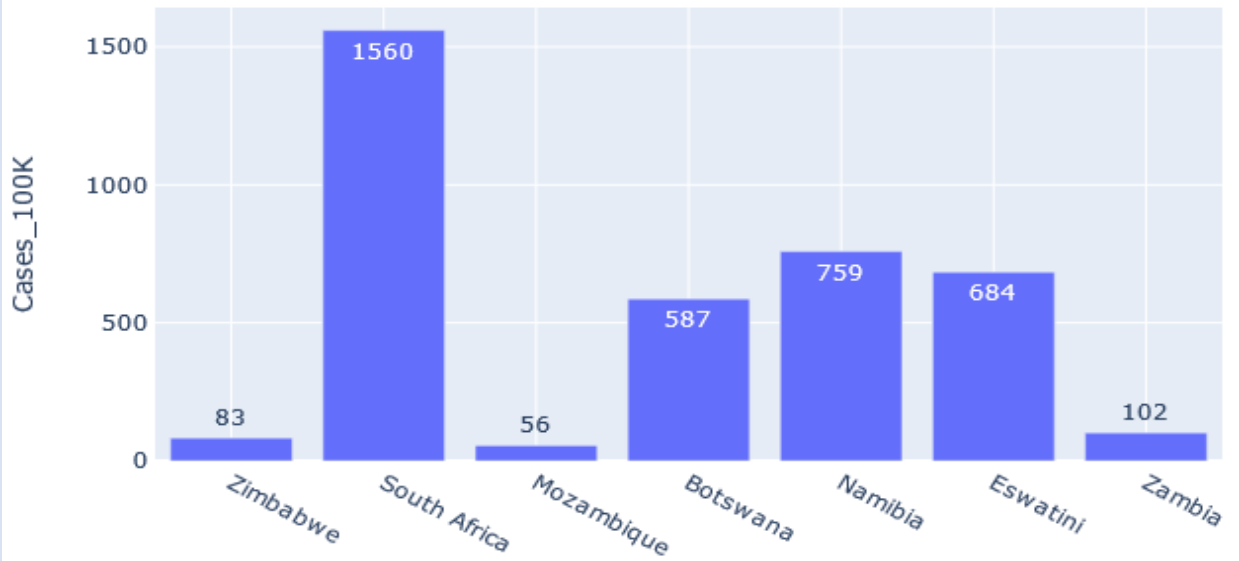
| Country | Cumulative Cases | Cumulative Deaths |
|--------------|------------------|-------------------|
| Botswana | 23503 | 134 |
| Eswatini | 16045 | 562 |
| Mozambique | 42488 | 363 |
| Namibia | 34519 | 350 |
| South Africa | 1463016 | 45344 |
| Zambia | 59003 | 745 |
| Zimbabwe | 34487 | 1316 |

Zimbabwe Covid_19 Cases in the Last Seven Days

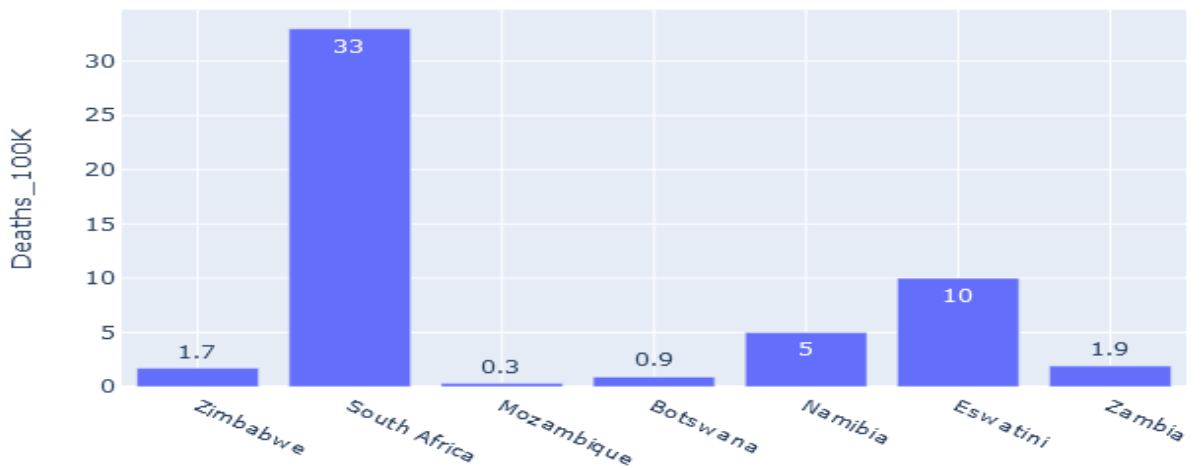




SADC Covid Cases Per 100K Population



SADC Covid Deaths Per 100K Population



COMMENTS

- SA has now surpassed **1 400 000** cases and has the highest cases and deaths per capita in the SADC region

