

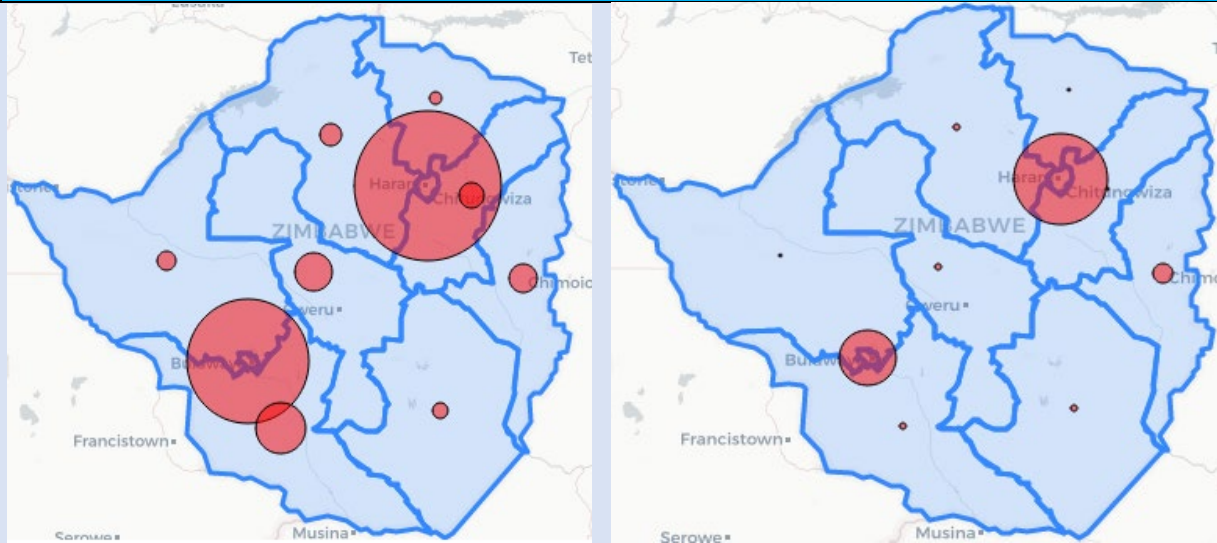


## Zimbabwe Covid-19 SitRep 21/03/2021

### HIGHLIGHTS TODAY

- **3** New Cases (*All local*) and **2** Deaths reported in the last 24 hours. (*7 day rolling average\* for new cases falls to 26 today from 27 yesterday*).
- *Vaccination of frontline workers continues in static sites in all the provinces to reach the targets as 519 were vaccinated (As@1600hrs today) bringing cumulative vaccinated to 42 729.*
- *As of 20 March 2021, @1500hrs there were 44 hospitalised cases: Asymptomatic 8, mild to moderate 24, severe 9 and 3 in Intensive Care Units. (Wilkins, St Anne's, Health Point, Arundel, Mash west, Masvingo and Midlands did not report)*
- **660** tests done today (*Positivity today was 0.5%*)
- **12** new recoveries reported: National Recovery rate stands at **93.5%** and Active cases down up to **884** today.
- As of 21 March 2021, Zimbabwe has now recorded **36 665** Cases **34269** recoveries and **1512** Deaths.

### CASES AND DEATHS DISTRIBUTION

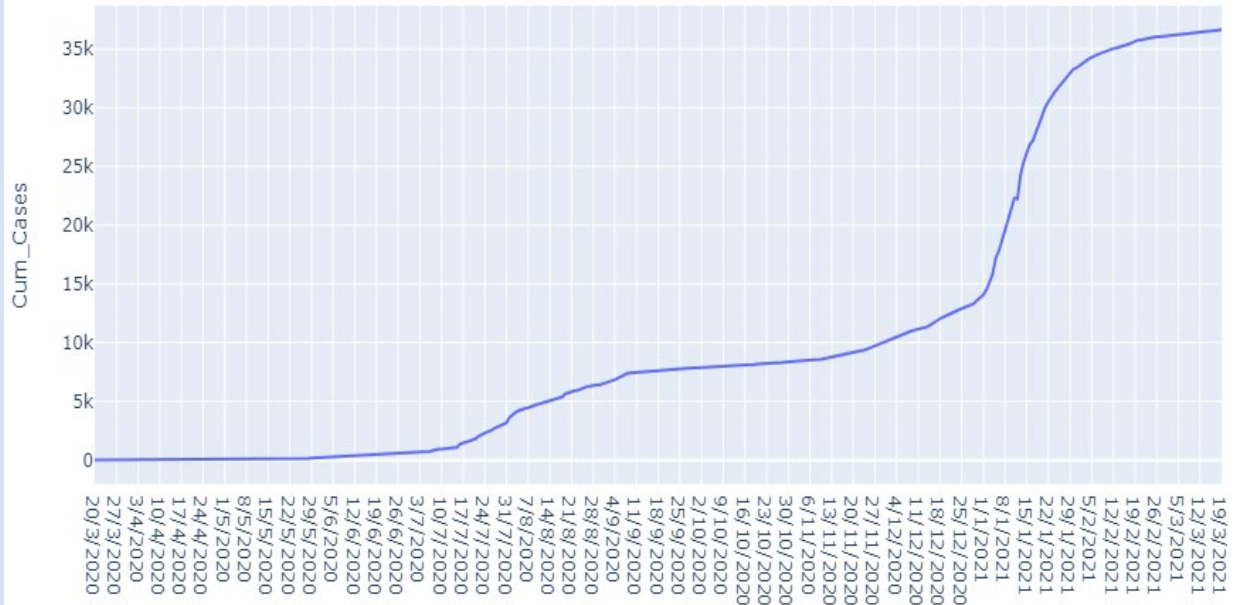


Province	PCR Tests + Ag	Cum Cases (New)	Recovered Cases (New)	Active Cases	Deaths (New)
Bulawayo	310	5417(0)	5111(0)	97	209(1)
Harare	178	12902(2)	11875(3)	439	588(0)
Manicaland	91	3764(0)	3514(0)	57	193(0)
Mash Cent	14	1695(1)	1594(0)	15	86(1)
Mash East	1	2555(0)	2432(0)	7	116(0)
Mash West	31	2049(0)	1894(0)	19	136(0)
Midlands	8	2439(0)	2357(0)	12	70(0)
Masvingo	4	2367(0)	2291(9)	10	66(0)
Mat North	12	1258(0)	1038(0)	204	16(0)
Mat South	11	2219(0)	2163(0)	24	32(0)
<b>Total</b>	<b>660</b>	<b>36665(3)</b>	<b>34269(12)</b>	<b>884</b>	<b>1512(2)</b>

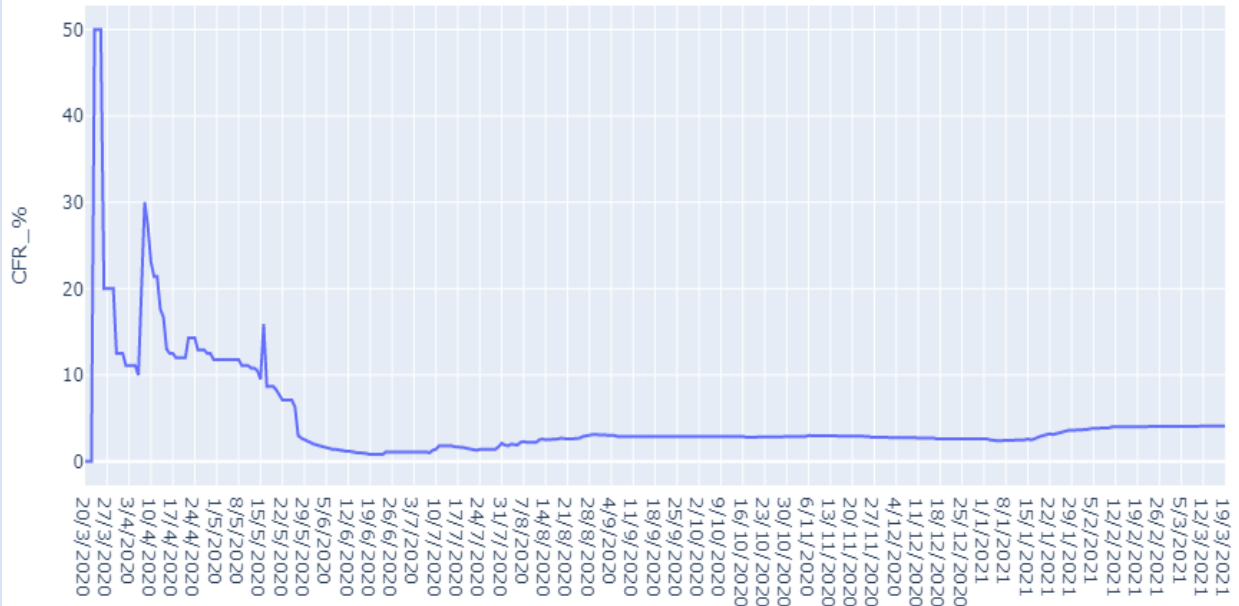
\*Provinces with new cases but zero PCR tests conducted respectively received results from NMRL,NTBRL&Pvt Labs



### Zimbabwe Covid-19 Cumulative Cases



### Zimbabwe Covid-19 Case Fatality Ratio



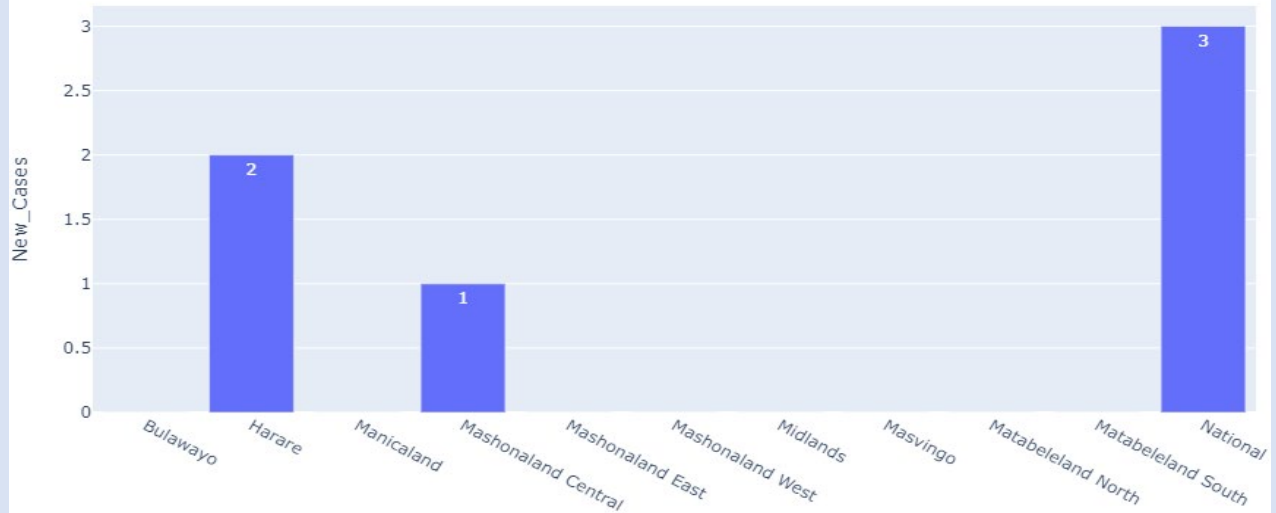
### COMMENTS

- Cumulative cases curve flattening
- National Case fatality Rate now stands at **4.1 %** as at 21/3/21

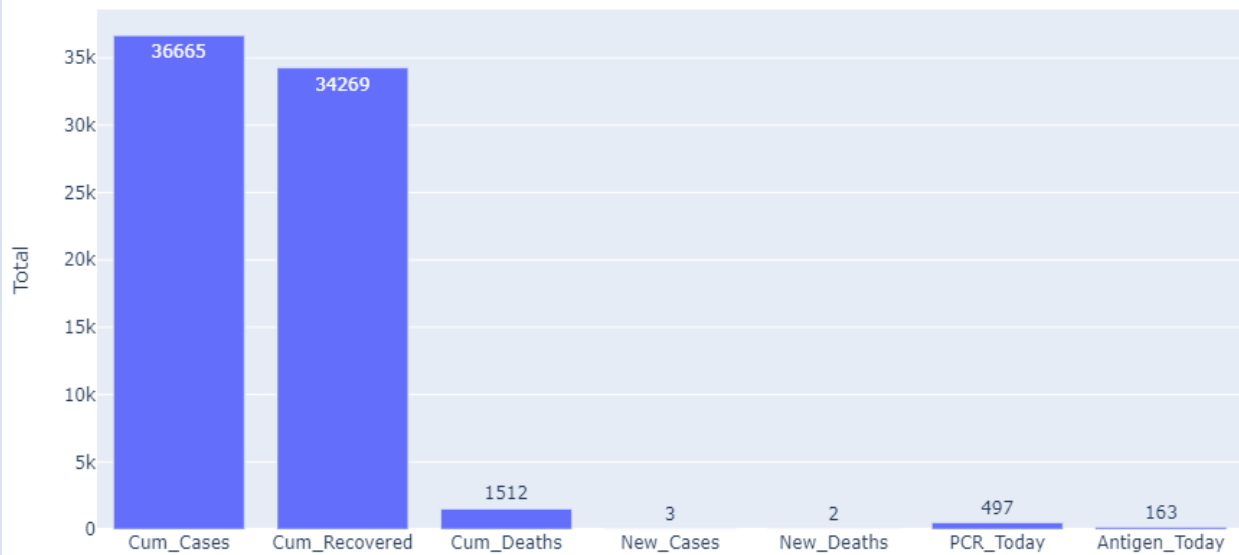


## CASES ANALYTICS

New Cases Today



Covid Cases Profile

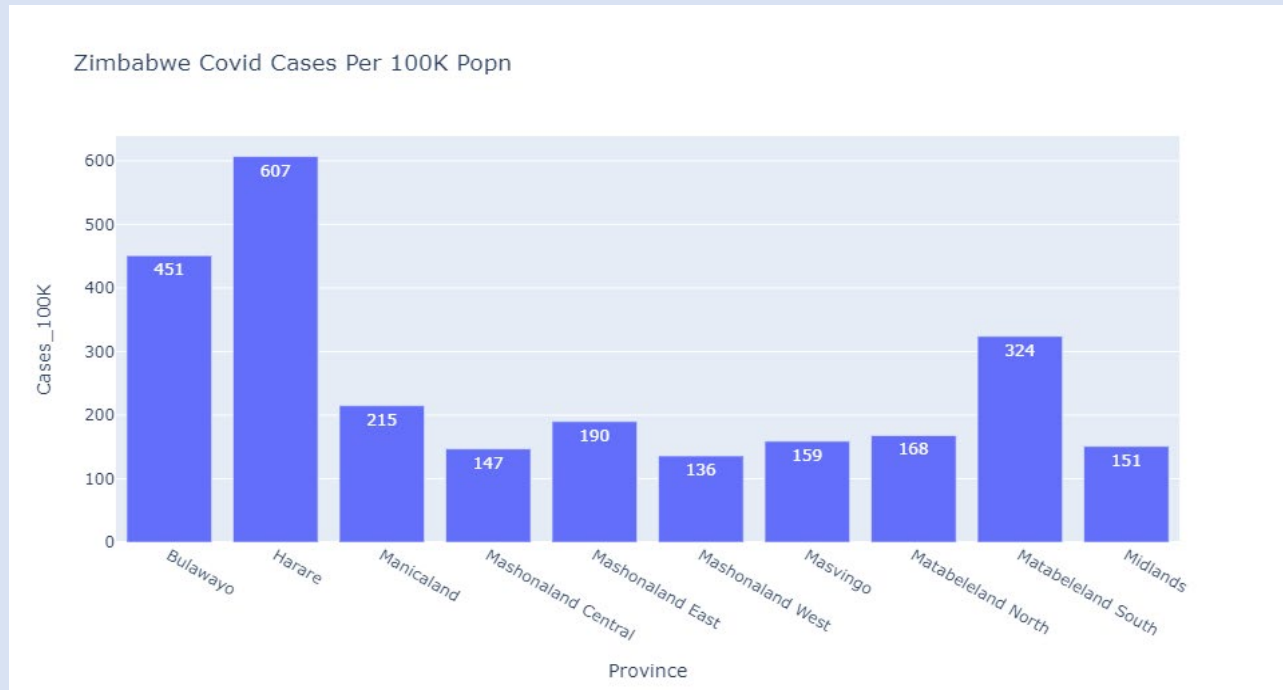


## COMMENTS

- Harare reported the highest number of cases today (2).
- **Two deaths were reported today.** (One occurred at institutional level and the other at community level)



## INCIDENCE OF CASES BY PROVINCE



## COMMENTS

- Harare has the highest incidence per capita followed by Bulawayo and Mat South
- Mash Central and Mash West have the lowest incidence of Covid per capita



## COVID CASE FATALITY RATIO BY PROVINCE

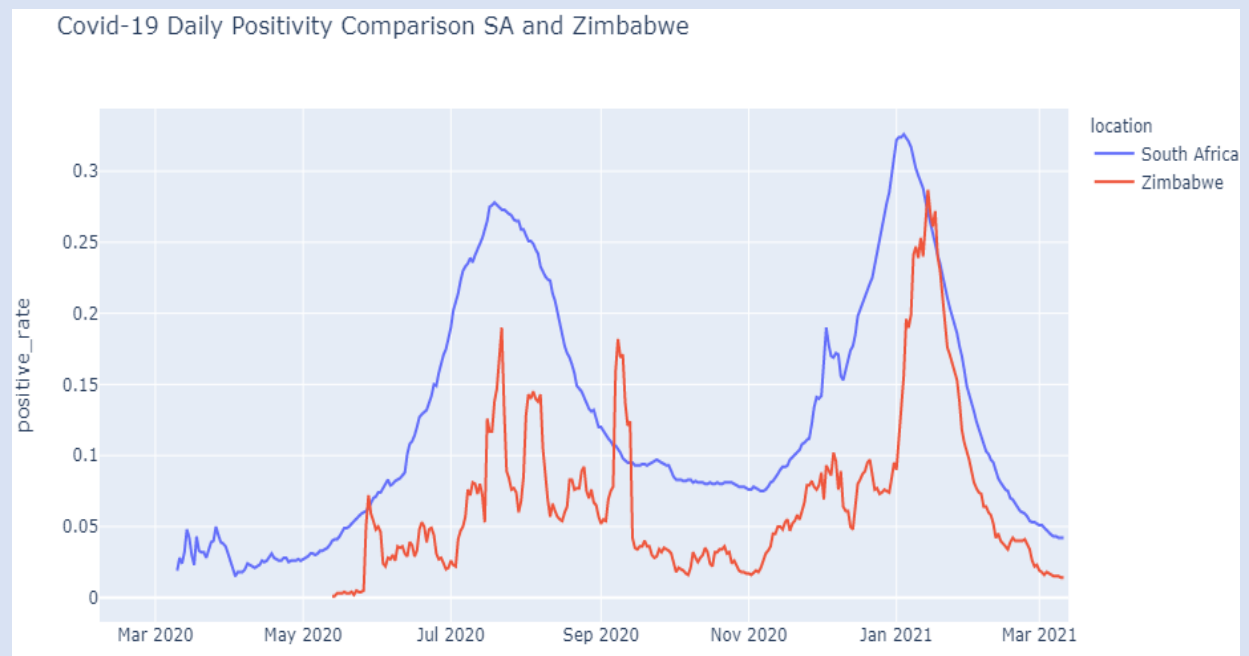
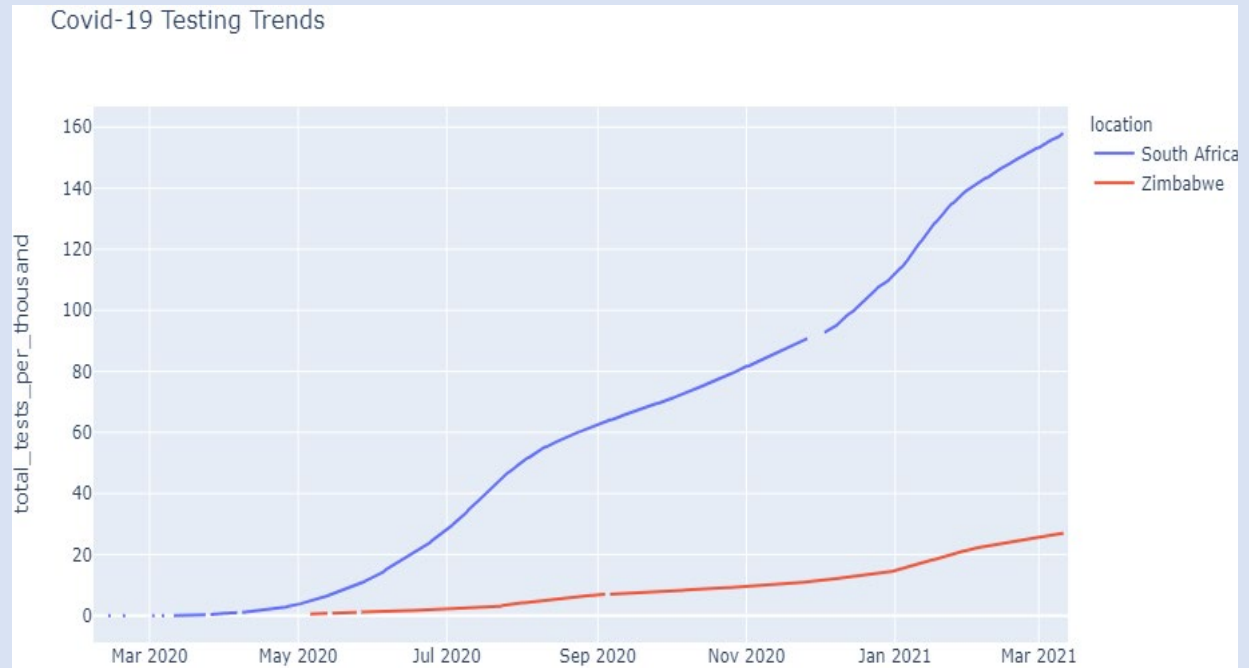


## TESTING DATA

Test Type	Cumulative
PCR	351 294
RDT	111 010
Antigen	80 468



## Testing Trends



### COMMENTS

- The Daily Positivity Comparison Data is as at 11/03/2021

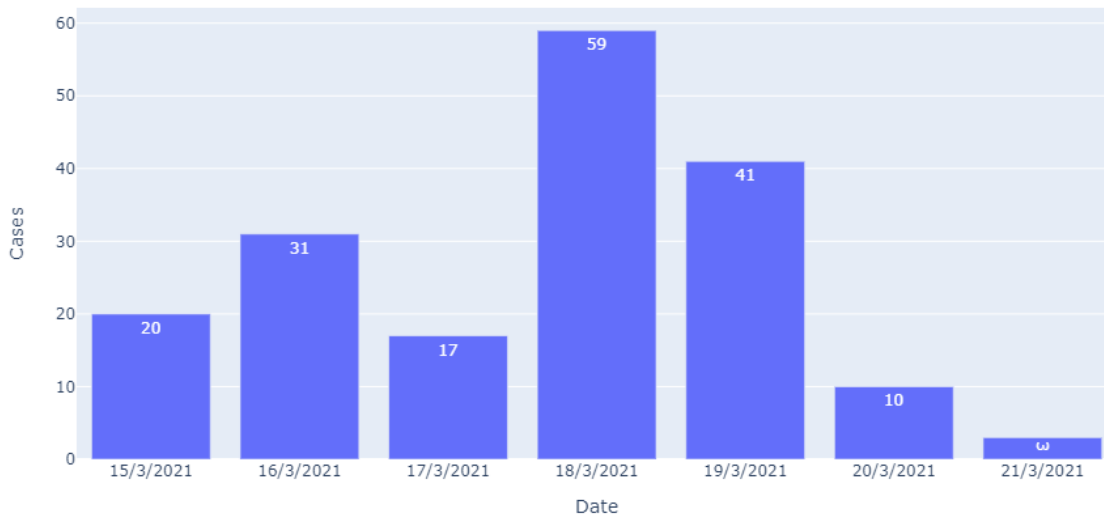
**\*Testing rates data is not available for other SADC countries**



## Regional Analyses

Country	Cumulative Cases	Cumulative Deaths
Botswana	35493	424
Eswatini	17267	659
Mozambique	65452	719
Namibia	41684	456
South Africa	1 537 852	52 111
Zambia	85889	1149
Zimbabwe	36 665	1512

Zimbabwe Covid\_19 Cases in the Last Seven Days

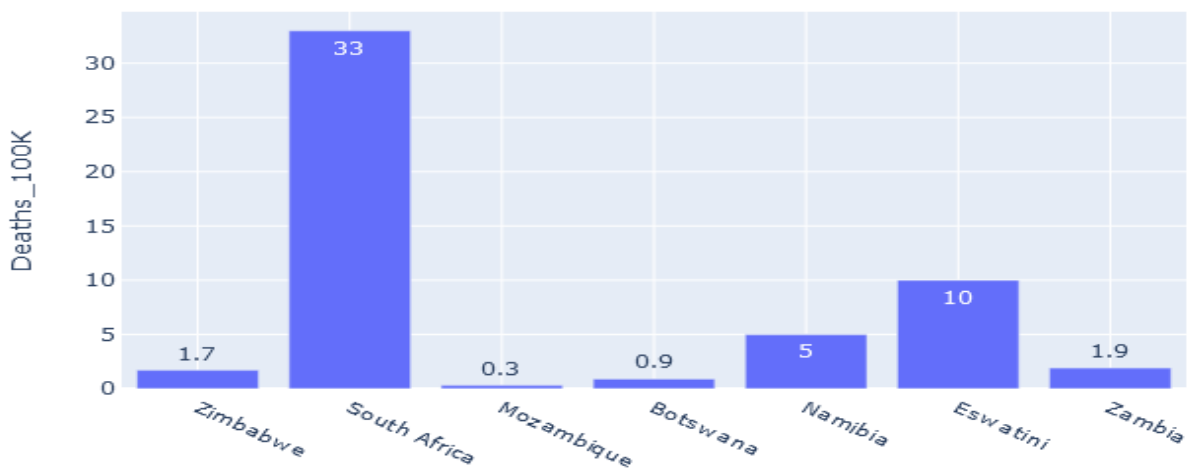




### SADC Covid Cases Per 100K Population



### SADC Covid Deaths Per 100K Population



### COMMENTS

- SA has now surpassed **1 500 000** cases and has the highest cases and deaths per capita in the SADC region

