

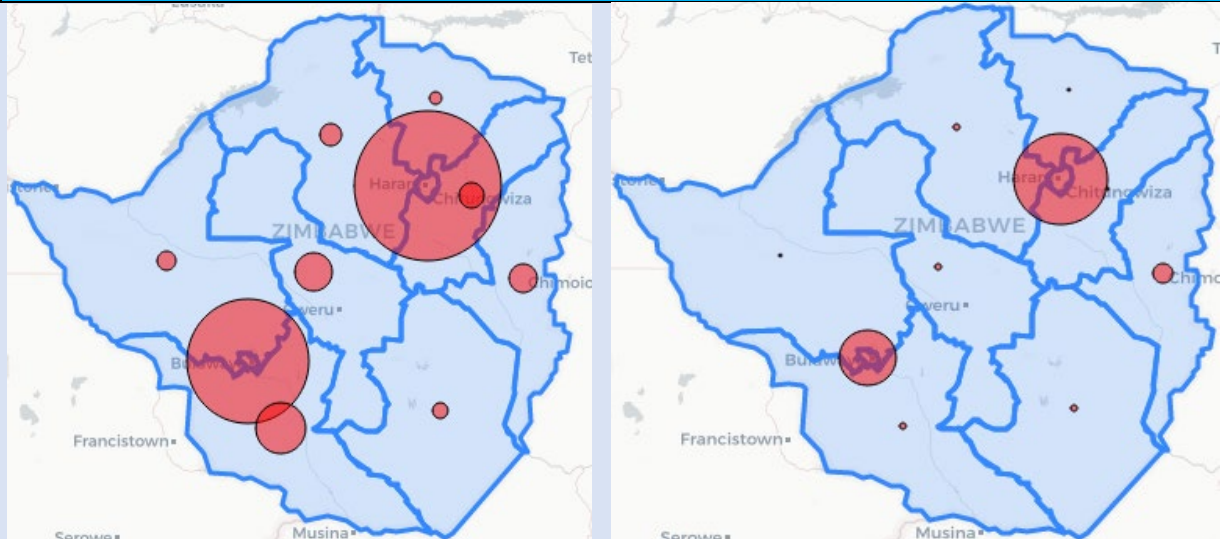


## Zimbabwe Covid-19 SitRep 29/12/2020

### HIGHLIGHTS TODAY

- **177** New Cases and **5** Deaths reported in the last 24 hours. (7 day rolling average\* for new cases rises to **112** from **103** yesterday).
- **144** are local cases and **33** are returnees: SA(**32**) and Mozambique(**1**) (Deaths reported by Bulawayo, Manicaland, Mash East all 1 each and 2 by Mat South)
- **2373** PCR tests done today (Positivity today was **7.5%**)
- **362** new recoveries reported: National Recovery rate stands at **83.1%** and Active cases go down to **1899** today
- As of 29 December, Zimbabwe has now recorded **13325** Cases **11067** recoveries and **359** Deaths.

### CASES AND DEATHS DISTRIBUTION

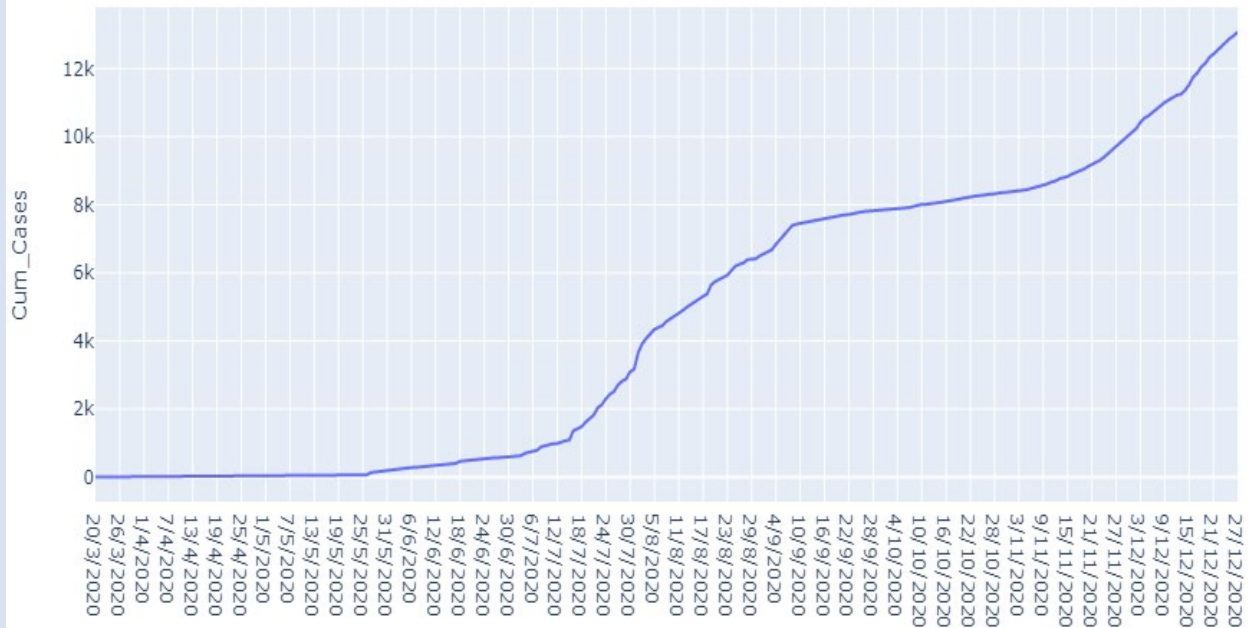


Province	PCR Tests	Cum Cases (New)	Recovered Cases (New)	Active Cases	Deaths (New)
Bulawayo	537	3319(32)	2922(66)	302	95(1)
Harare	1628	3782(0)	3154(0)	472	156(0)
Manicaland	16	875(34)	648(28)	188	39(1)
Mash Cent	33	379(25)	283(24)	91	5(0)
Mash East	0	665(8)	583(11)	69	13(1)
Mash West	21	710(6)	628(191)	68	14(0)
Midlands	27	1043(2)	917(0)	116	10(0)
Masvingo	49	610(35)	504(30)	94	12(0)
Mat North	47	533(5)	438(0)	92	3(0)
Mat South	15	1409(30)	990(12)	407	12(2)
<b>Total</b>	<b>2373</b>	<b>13325(177)</b>	<b>11067(362)</b>	<b>1899</b>	<b>359(5)</b>

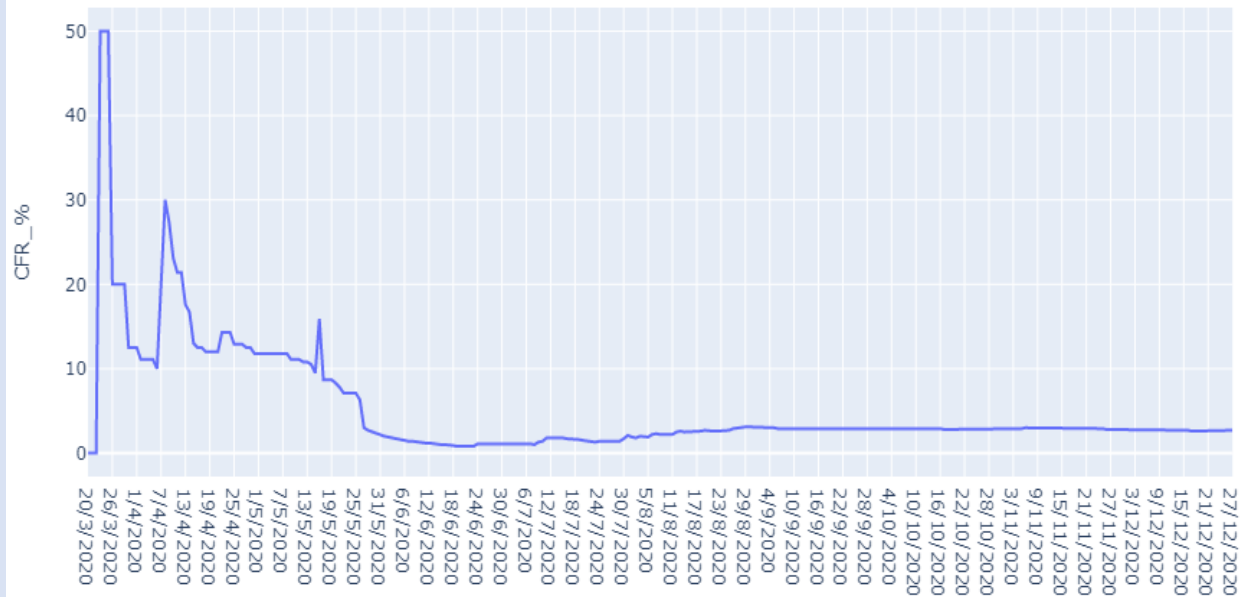
\*Provinces with new cases but zero PCR tests conducted respectively received results from NMRL,NTBRL and Lancet



### Zimbabwe Covid-19 Cumulative Cases



### Zimbabwe Covid-19 Case Fatality Ratio



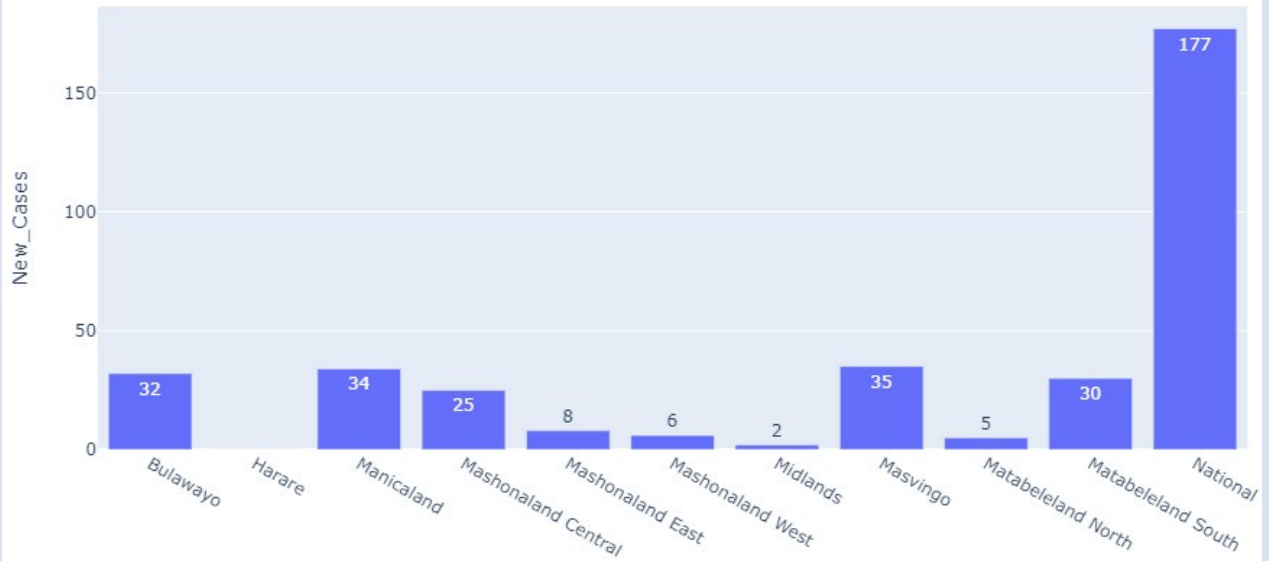
### COMMENTS

- Cumulative cases curve spiking
- National Case fatality Rate now stands at **2.7 %** as at 29/12/20

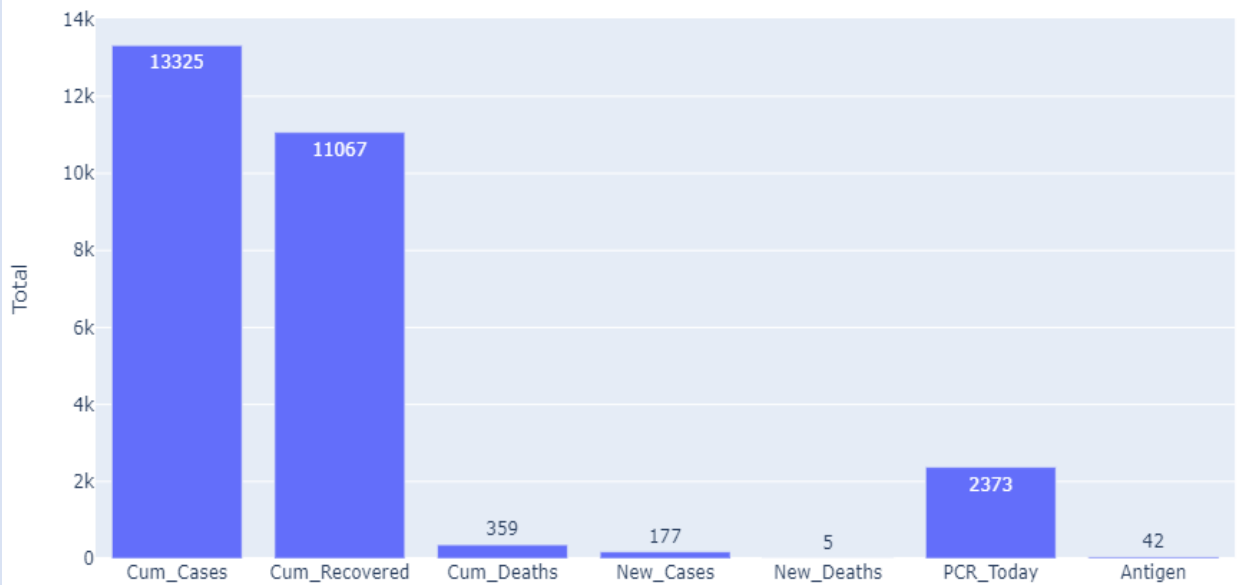


## CASES ANALYTICS

### New Cases Today



### Covid Cases Profile

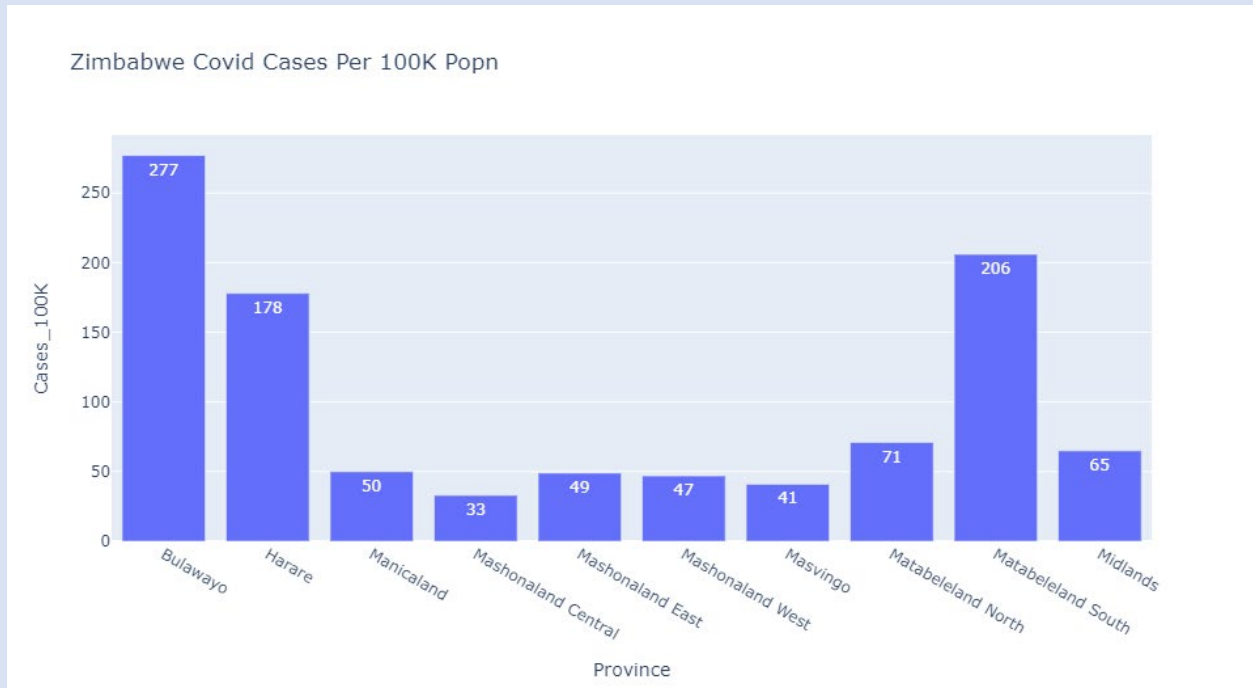


## COMMENTS

- **Masvingo reported the highest number of cases today (35)**
- **5 Covid deaths were reported today. (Deaths reported by Bulawayo, Manicaland, Mash East all 1 each and 2 from Mat South)**



## INCIDENCE OF CASES BY PROVINCE

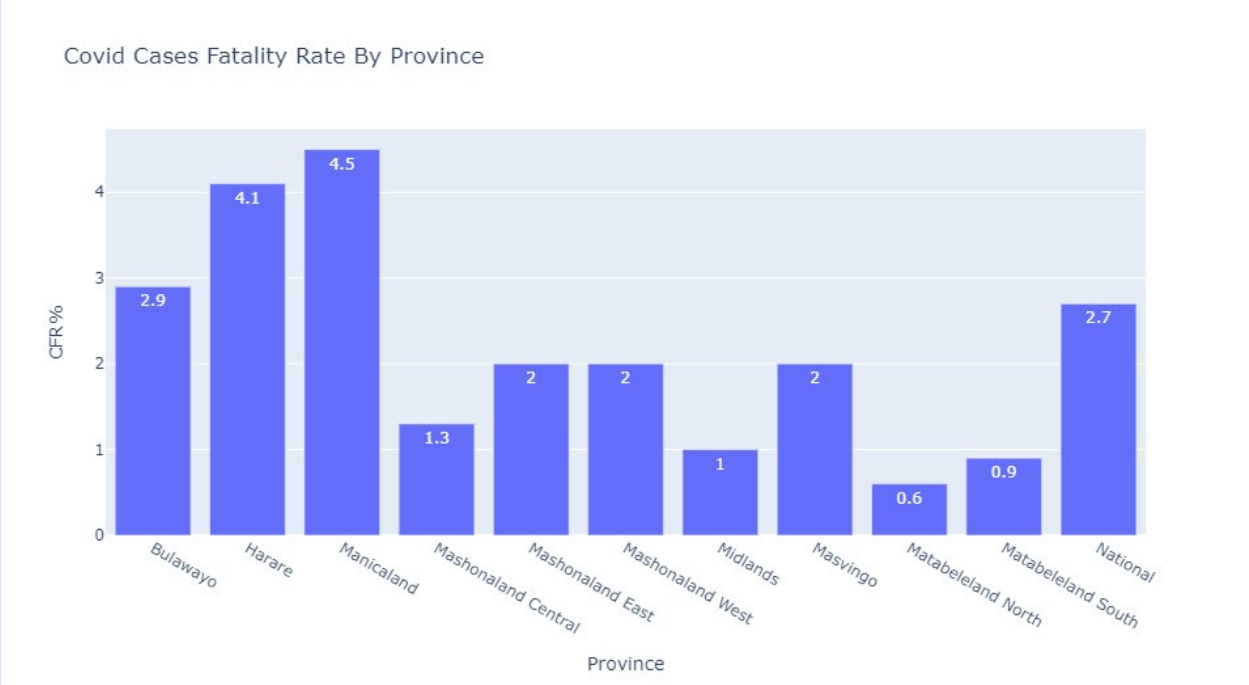


## COMMENTS

- **Bulawayo has the highest incidence per capita followed by Mat South and Harare**
- **Mash Central has the lowest incidence of Covid per capita**



## COVID CASE FATALITY RATIO BY PROVINCE



## TESTING DATA

Test Type	Cumulative
PCR	212 289
RDT	110 869

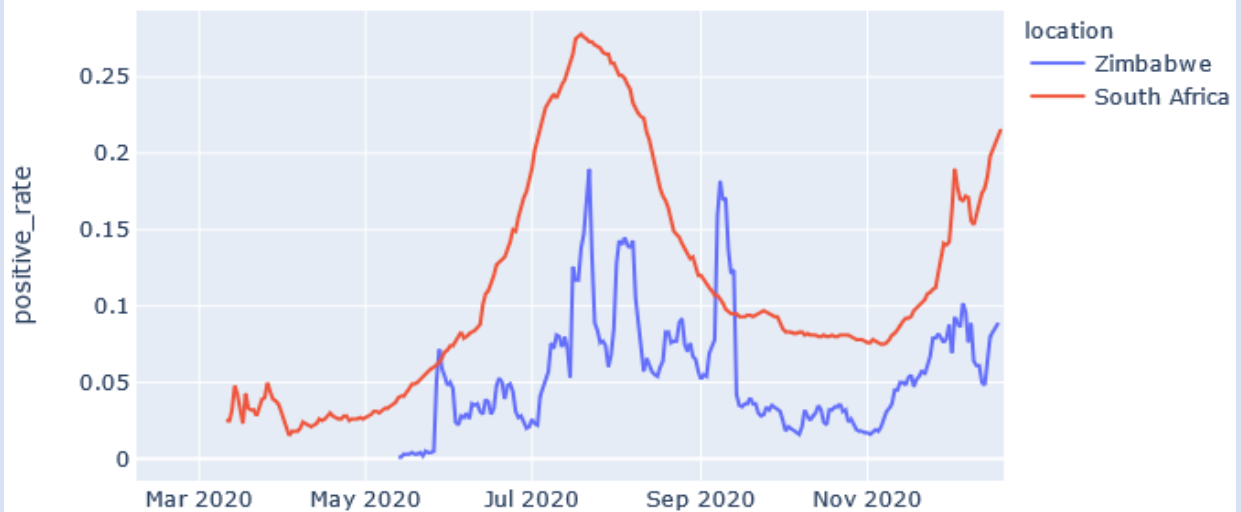


## Testing Trends

### Covid-19 Testing Trends



### Covid 19 Daily Positivity Comparison SA and Zimbabwe



## COMMENTS

- The Daily Positivity Comparison Data is as at 22/12/2020

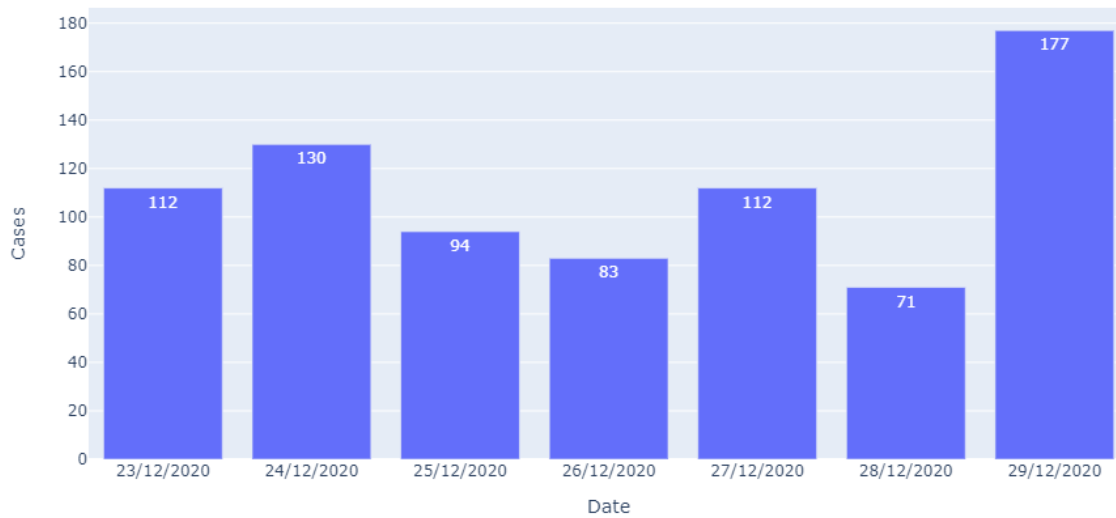
**\*Testing rates data is not available for other SADC countries**



## Regional Analyses

Country	Cumulative Cases	Cumulative Deaths
Zimbabwe	13 325	359
South Africa	1004413	27071
Mozambique	18310	162
Botswana	14025	40
Namibia	22287	193
Eswatini	8687	167
Zambia	19943	384

Zimbabwe Covid\_19 Cases in the Last Seven Days

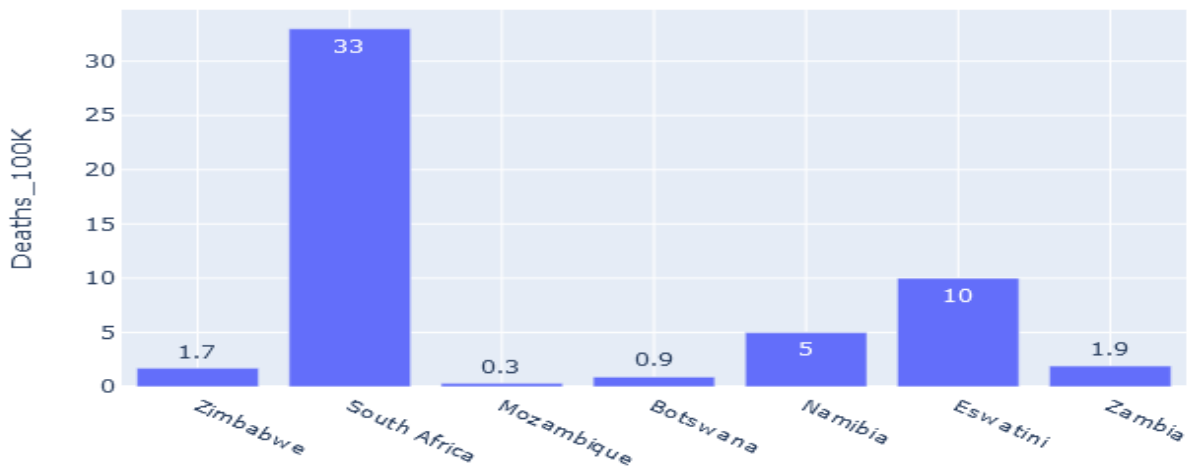




### SADC Covid Cases Per 100K Population



### SADC Covid Deaths Per 100K Population



### COMMENTS

- SA has now surpassed **1 000 000** cases and has the highest cases and deaths per capita in the SADC region

